

26th November 2020

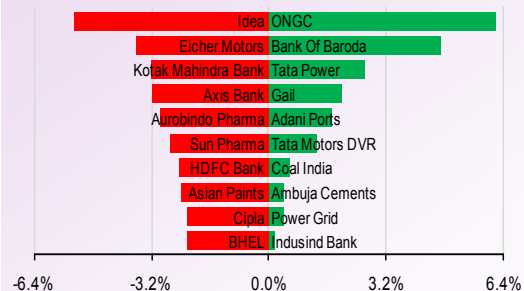
NIFTY TO TRADE BETWEEN 12,800-12,950.

Nifty opened with gap up but failed to carry its bullish momentum. Index gave up all its initial gai and continued to trade in red for entire trading session. On daily scale index has formed bearish engulfing patter which is a reversal pattern. We expect index to, continue to move towards south direction and move towards 12,800 levels, below that it will move towards 12,750 levels.

TRADERS COMMENT

The Indian indices fell from record-high levels to end 1.5 percent lower on Wednesday as investors booked profits after a tremendous bull run. Banking and financial stocks dragged the most while IT and pharma stocks also weighed on the indices. Nifty ended lower by 196.80 oints or -1.51% at 12,858.40 level and Sensex ended lower by 694.92 points or -1.56% at 43,828.10.

NIFTY MOVERS & SHAKERS



TOP 5 SECTOR MOVERS

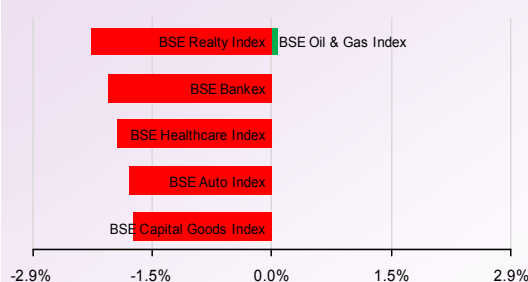


Chart of the Day BAJFINANCE FUT Sell below Rs 4690.

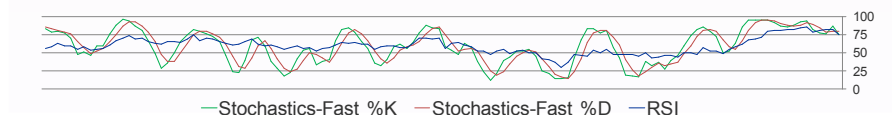
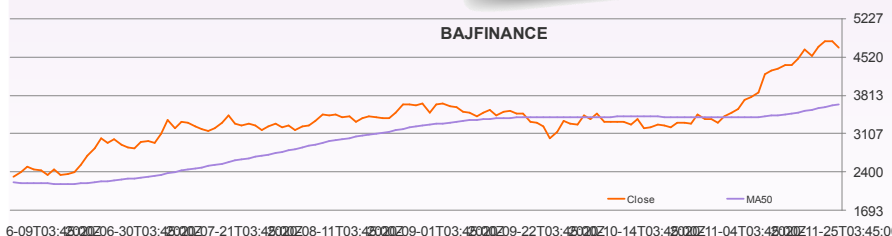
The stock is trading below to its prior low support. We recommend sell only Below Rs4690 with the stoploss of Rs4760 for the target of Rs4550.

Chart of the Day

Sell:BAJFINANCE FUT CMP:4693

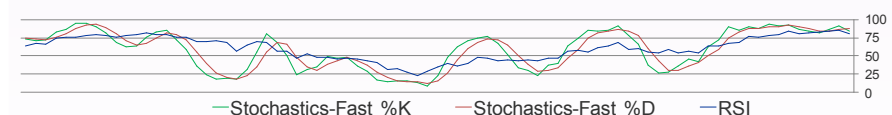
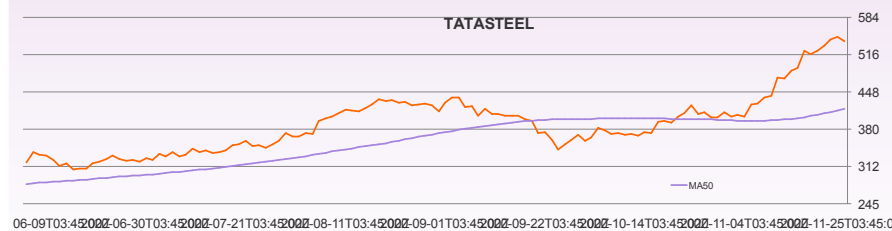
Technical Call of the Day

Sell:TATASTEEL FUT CMP:541.25



Technical call of the Day TATASTEEL FUT Sell below Rs 540.

The stock is trading below to its prior low support RSI showing negative cross-over. We recommend sell only Below Rs540 with the stoploss of Rs550 for the target of Rs520.



We are also available on:



E-mail : research@Dealmoney.in
www.dealmoneyonline.com

STOCKS TRADING IN POSITIVE ZONE: BOB, CANBANK.
 STOCKS TRADING IN NEGATIVE ZONE: IDEA, SRF.

DAILY DIGEST

- Lupin:** Lupin has launched Tacrolimus Capsules USP, 0.5 mg, 1 mg, and 5 mg, after Lupin's alliance partner Concord Biotech (Concord) received an approval for its ANDA from the United States Food and Drug Administration (USFDA).

CMP:	894.6
P/E(ttm):	NA
Impact	Positive
- Route Mobile:** Route Mobile has won a contract from Bharat Sanchar Nigam (BSNL), to deploy its SMS Firewall Platform across the Southern and Western Zones in India. With a large user base of mobile subscribers, BSNL brings seamless network connectivity to rural and urban India. Route Mobile will provide enhanced control and security over BSNL user's SMS traffic, subscriber protection and the monetisation of international SMS traffic terminating over their network.

CMP:	956.3
P/E(ttm):	56.8
Impact	Positive
- Lakshmi Vilas Bank:** The government has approved merger of Lakshmi Vilas Bank (LVB) with DBS Bank India (DBIL) and removed restrictions on withdrawal of deposits by depositors. Those responsible for deteriorating financial health of the LVB would be penalised. LVB is the second private sector bank after Yes Bank which has run into rough weather during this year. The government had earlier on the advice of RBI imposed 30 day moratorium on the crisis-ridden LVB restricting cash withdrawal at Rs 25,000 per depositor.

CMP:	7.7
P/E(ttm):	NA
Impact	Negative
- Goa Carbon:** Goa Carbon has resumed the operations at the company's Bilaspur unit in Chhattisgarh. The Kiln has been lit up from November 25. After preliminary heat up and commencement of feeding of raw material, normal production is likely to resume shortly.

CMP:	270.8
P/E(ttm):	NA
Impact	Positive
- Fine Organics:** Fine Organics Industries has started operation at its new manufacturing facility situated at additional MIDC Patalganga, Maharashtra, India from November 25, 2020.

CMP:	2548.5
P/E(ttm):	3.1
Impact	Positive

ttm = trailing twelve months

Economic Snapshot

- The ratings agency -- India Ratings and Research (Ind-Ra) in its latest report has stated that India's two-wheeler exports will see sustained growth in the second half of next fiscal (H2FY22) after witnessing temporary hurdles in the first half this year due to COVID-19 and weakened crude oil prices, hurting the economies of key exporting destinations. It added that exports momentum is expected to continue in the remaining part of FY21 and FY22, primarily driven by the exporting countries' lower penetration level, demand for usage as commercial fleet, stability in crude prices, lack of public infrastructure and aversion to public transport amid COVID-19.
- Domestic ratings agency Icra has said the pick up in economic activity in October is the result of pent-up demand and may not sustain going ahead. Multiple fast-paced indicators, including GST collections, have been showing a sharp recovery since October, which has also led many analysts to revise their overall GDP forecasts for the fiscal. The agency's Principal Economist Aditi Nayar said 'we caution that the spikes in production seen in the various sectors in October 2020, are an exaggeration of the true recovery on the ground, as they have been driven by a large component of pent-up demand that may not sustain after the festive period is over.'



I-SOT

INTRADAY STOCK TRADING

FREQUENCY	ALLOCATION	DURATION	RISK
4 calls a Day	Average Daily Premium of Rs.50,000	Intraday	High Risk

SALIENT FEATURES:

- 👍 Fixed time for call generation – 2 calls at 9:30am and 2 calls @ 12:00pm
- 👍 High Risk – High Returns product
- 👍 Focused product for Intraday Derivative Traders
- 👍 Daily 4 calls to gain from intraday momentum
- 👍 High beta Midcap and Large cap F&O stocks for better entry and exit.

DAILY DIGEST

DERIVATIVES

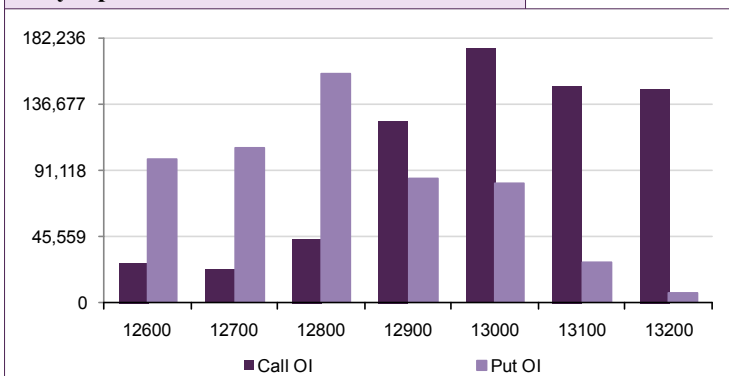
Open Interest Gainers

Stock	Open Interest (contracts)	OI Change (%)	Price (Rs.)	Price change (%)
IBULHSGFIN	16,392,800	1822.9%	186.40	2.0%
BANKBARODA	48,732,600	447.7%	49.25	4.2%
SHREECEM	93,400	80.5%	23797.05	-2.0%
UBL	1,095,500	78.0%	1048.10	-2.8%
HDFCLIFE	8,873,700	75.8%	669.05	0.2%

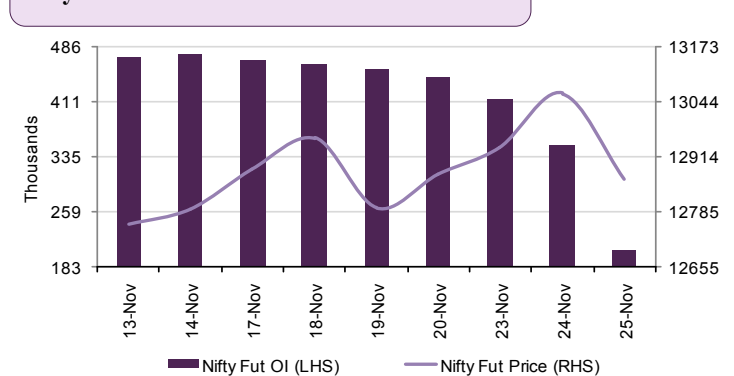
Open Interest Losers

Stock	Open Interest (contracts)	OI Change (%)	Price (Rs.)	Price change (%)
BANKBARODA	9,134,800	-73.7%	49.05	4.4%
BAJAJ-AUTO	219,000	-72.8%	3053.85	-1.3%
IDFCFIRSTB	11,818,000	-72.6%	35.65	-2.5%
IBULHSGFIN	3,915,300	-72.4%	185.25	2.2%
RECLTD	3,108,000	-72.2%	117.05	0.0%

Nifty Option OI Distribution



Nifty OI Vs Futures Price



Top 5 Traded Stock Futures

Stock	Expiry Date	No of contracts traded	Contract value (Rs. Lacs)	LTP
RELIANCE	26-Nov-20	43,185	430,111	1949
RELIANCE	31-Dec-20	40,335	403,020	1956
HDFCBANK	31-Dec-20	36,472	287,141	1405
HDFCBANK	26-Nov-20	33,694	265,719	1407
BAJFINANCE	26-Nov-20	21,206	250,721	4687

Top 5 Traded Stock Options

Stock	Expiry Date	Option Type	Strike price	No of contracts traded	Contract value (Rs. Lacs)	LTP
RELIANCE	26-Nov-20	CE	2,000	24,647	250,359	3.45
SBIN	26-Nov-20	CE	250	20,388	153,835	0.55
RELIANCE	26-Nov-20	CE	2,100	11,054	117,301	0.70
RELIANCE	26-Nov-20	CE	1,980	10,676	107,688	5.55
SBIN	26-Nov-20	CE	255	12,639	96,913	0.25

Top 5 Contract Future Volumes

Stock	Expiry Date	No of Contracts traded	Current Cash Volume	Cash Delivery %
RELIANCE	26-Nov-20	43,185	3,040,444	2019.0%
ICICIBANK	26-Nov-20	34,819	9,933,859	2907.0%
HDFCBANK	26-Nov-20	33,694	3,864,872	3200.0%
HDFC	26-Nov-20	32,520	3,048,448	4956.0%
SBIN	26-Nov-20	29,751	10,185,429	1362.0%

Bottom 5 Contract Future Volumes

Stock	Expiry Date	No of Contracts traded	Current Cash Volume	Cash Delivery %
SAIL	26-Nov-20	213	9,189,263	3204.0%
NATIONALUM	26-Nov-20	261	4,983,588	4459.0%
ADANIANT	26-Nov-20	312	590,735	1713.0%
TORNTPOWER	26-Nov-20	696	435,937	4014.0%
CUMMINSIND	26-Nov-20	825	177,943	2631.0%

NOTE: OI Gainers are for 31-Dec-2020 expiry; while OI Losers are for 26-Nov-2020 expiry.

DAILY DIGEST

SUPPORT / RESISTANCE LEVEL

Company Name	Closing Price	S3	S2	S1	Pivot	R1	R2	R3
ACC	1664.75	1604.00	1624.25	1644.50	1680.25	1700.50	1756.50	1812.50
Adani Ports	398.95	364.10	375.72	387.33	396.02	407.63	427.93	448.23
Ambuja Cements	256.20	251.20	252.87	254.53	256.87	258.53	262.53	266.53
Asian Paints	2154.30	2091.30	2112.30	2133.30	2171.00	2192.00	2250.70	2309.40
Aurobindo Pharma	852.85	810.75	824.78	838.82	864.33	878.37	917.92	957.47
Axis Bank	599.85	562.00	574.62	587.23	608.62	621.23	655.23	689.23
Bajaj Auto	3051.25	2922.00	2965.08	3008.17	3084.08	3127.17	3246.17	3365.17
Bank Of Baroda	49.05	43.90	45.62	47.33	49.02	50.73	54.13	57.53
Bharti Airtel	464.10	439.40	447.63	455.87	466.88	475.12	494.37	513.62
Bharti Infratel	215.20	201.10	205.80	210.50	218.75	223.45	236.40	249.35
BHEL	30.65	28.75	29.38	30.02	30.98	31.62	33.22	34.82
Bosch	12925.80	11480.25	11962.10	12443.95	13113.65	13595.50	14747.05	15898.60
BPCL	382.05	369.00	373.35	377.70	385.55	389.90	402.10	414.30
Cipla	731.65	701.85	711.78	721.72	738.13	748.07	774.42	800.77
Coal India	123.95	119.75	121.15	122.55	124.65	126.05	129.55	133.05
Dr. Reddy'S Lab	4806.30	4545.00	4632.10	4719.20	4868.10	4955.20	5191.20	5427.20
Eicher Motors	2595.10	2435.50	2488.70	2541.90	2634.45	2687.65	2833.40	2979.15
Gail	102.30	97.30	98.97	100.63	102.17	103.83	107.03	110.23
Grasim	843.10	806.30	818.57	830.83	852.32	864.58	898.33	932.08
HCL Technologies	824.70	799.00	807.57	816.13	831.07	839.63	863.13	886.63
HDFC	2191.35	2106.45	2134.75	2163.05	2207.60	2235.90	2308.75	2381.60
HDFC Bank	1402.80	1329.60	1354.00	1378.40	1421.40	1445.80	1513.20	1580.60
Hero Motocorp	3008.75	2907.15	2941.02	2974.88	3034.87	3068.73	3162.58	3256.43
Hindalco	223.45	214.00	217.15	220.30	225.15	228.30	236.30	244.30
HUL	2135.85	2085.00	2101.95	2118.90	2144.95	2161.90	2204.90	2247.90
ICICI Bank	472.70	452.25	459.07	465.88	477.92	484.73	503.58	522.43
Idea	9.70	8.95	9.20	9.45	9.90	10.15	10.85	11.55
Indusind Bank	855.05	815.60	828.75	841.90	858.40	871.55	901.20	930.85
Infosys	1115.65	1079.00	1091.22	1103.43	1123.47	1135.68	1167.93	1200.18
ITC	193.85	187.05	189.32	191.58	194.77	197.03	202.48	207.93
Kotak Mahindra Bank	1862.45	1767.20	1798.95	1830.70	1884.85	1916.60	2002.50	2088.40
L&T	1116.00	1077.10	1090.07	1103.03	1125.42	1138.38	1173.73	1209.08
Lupin	894.55	869.30	877.72	886.13	896.72	905.13	924.13	943.13
M&M	719.95	699.05	706.02	712.98	722.97	729.93	746.88	763.83
Maruti Suzuki India	7055.70	6781.65	6873.00	6964.35	7108.35	7199.70	7435.05	7670.40
NTPC	93.95	90.80	91.85	92.90	93.90	94.95	97.00	99.05
ONGC	80.80	72.50	75.27	78.03	79.92	82.68	87.33	91.98
Power Grid	195.30	189.65	191.53	193.42	195.43	197.32	201.22	205.12
RIL	1947.80	1891.45	1910.23	1929.02	1960.98	1979.77	2030.52	2081.27
SBI	243.00	233.30	236.53	239.77	244.83	248.07	256.37	264.67
Sun Pharma	506.20	482.30	490.27	498.23	512.12	520.08	541.93	563.78
Tata Motors	171.45	161.70	164.95	168.20	172.50	175.75	183.30	190.85
Tata Motors DVR	75.05	70.20	71.82	73.43	74.87	76.48	79.53	82.58
Tata Power	61.50	56.50	58.17	59.83	61.87	63.53	67.23	70.93
Tata Steel	541.25	520.35	527.32	534.28	546.47	553.43	572.58	591.73
TCS	2701.30	2643.45	2662.73	2682.02	2707.48	2726.77	2771.52	2816.27
Tech Mahindra	862.25	830.50	841.08	851.67	865.83	876.42	901.17	925.92
Ultratech	4819.85	4673.10	4722.02	4770.93	4849.97	4898.88	5026.83	5154.78
Wipro	350.00	340.30	343.53	346.77	352.78	356.02	365.27	374.52
Yes Bank	14.15	13.35	13.62	13.88	14.32	14.58	15.28	15.98
Zee Entertainment	188.40	180.50	183.13	185.77	189.63	192.27	198.77	205.27

Disclaimer

For private circulation only

Website: www.dealmoneyonline.in

DISCLAIMER : SEBI Research Analyst Registration No: INH000002319 For any grievance mail at compliance@dealmoney.in

Dealmoney Securities Private Limited (hereinafter referred to as "Dealmoney") is a registered Member of National Stock Exchange of India Limited, Bombay Stock Exchange Limited and MCX Stock Exchange Limited. Dealmoney is also registered as a Depository Participant with CDSL. Dealmoney is in the process of making an application with SEBI for registering it as a Research Entity in terms of SEBI (Research Analyst) Regulations, 2014. Dealmoney or its associates has not been debarred/ suspended by SEBI or any other regulatory authority for accessing /dealing in securities Market and no material disciplinary action has been taken by SEBI/other regulatory authorities impacting Dealmoney's Equity Research Analysis. Dealmoney or its associates/ analyst including its relatives do not hold any actual/beneficial ownership of more than 1% in the company/ies covered by Analyst (hereinafter referred to as "Subject Company/ies"). Dealmoney or its associates/analyst including its relatives may hold financial interest in the company/ies covered by Analyst (hereinafter referred to as "Subject Company/ies"). Dealmoney or its associates/ analysts or his/her relative does not receive any compensation or other benefits from the subject company/ies mentioned in this research report (hereinafter referred to as "Report") or from a third party in connection with preparation of the report. Accordingly, Dealmoney or its associates/analyst or his/her relative does not have any other material conflict of interest at the time of publication of the Report.

Research analyst/s engaged in preparation of the Report, has not received any compensation / managed or co-managed public offering of securities of the subject company/ies / has not received compensation for investment banking or merchant banking or brokerage services from the subject company/ies / has not received compensation for products or services other than investment banking or merchant banking or brokerage services from the subject company/ies / has not received compensation or other benefits from the subject company/ies or third party in connection with the Report of the subject company/ies during the past twelve months / has not served as an officer, director or employee of subject Company/ies and is not engaged in market making activity of the subject Company/ies.

Dealmoney group companies provides finance related product services like distribution of financial products and as such is a provider of many services like loans, mutual funds, tax & trust planning etc. mentioned in this brochure. And hence, Dealmoney do not warranty / guarantee about performance of any products and customer servicing w.r.t third party products per se.

Third party products are subject to code of conduct to be adhered to by the representatives of Dealmoney and Dealmoney is not responsible for the losses, whether actual or notional incurred by any investor. Services assured and expected may vary from actual service and Dealmoney does not guarantee about the quality of services. Investments in securities and commodities are subject to market and other risks and there is no assurance or guarantee that the objectives of any of the Investments/Schemes/product would be achieved. Past performances are only indicative and returns are not assured and guaranteed by Dealmoney group companies. The price, value of and income from any of the securities or financial instruments mentioned in this report can fall as well as rise. The value of securities and financial instruments is subject to exchange rate fluctuation that may have a positive or adverse effect on the price or income of such securities or financial instruments.

Reports on technical and derivative analysis are based on studying charts of a stock's price movement, outstanding positions and trading volume as opposed to focussing on a company's fundamentals and as such, may not match with a report on a company's fundamentals. The opinions expressed in the Report are our current opinions as of the date of this report and may be subject to change from time to time without notice. Dealmoney or any persons connected with it do not accept any liability arising from use of this material/document/Report.

Information/ opinion conveyed through this material/document/Report are strictly meant for the registered Clients of Dealmoney group of Companies of the respective segments. This information is not intended for distribution to, or use by, any person or entity in any jurisdiction or country where such distribution or use would be contrary to law or regulation or which would subject Dealmoney or its affiliates to any registration requirement within such jurisdiction or country. This information does not constitute an offer to sell or a solicitation of an offer to buy any financial products to any person in any jurisdiction where it is unlawful to make such an offer or solicitation. No part of this material may be duplicated in whole or in part in any form and / or redistributed without the prior written consent of Dealmoney. This material/document/Report is being supplied to you solely for your information, and its contents, information or data may not be reproduced, redistributed or passed on directly or indirectly.

Recipients of the Report shall always independently verify reliability and suitability of the Report and opinions before investing.

For Company details, please visit our website www.dealmoneyonline.com

For research related query, write to us at research@dealmoney.in