

29 November 2018

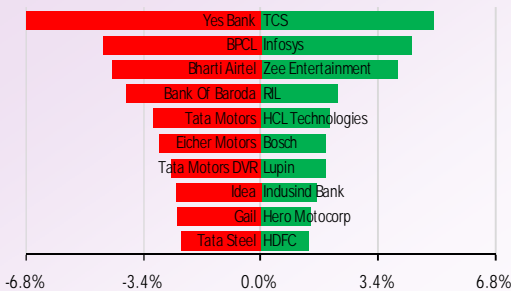
NIFTY TO TRADE BETWEEN 10,690-

It's another positive close for the market, making it third consecutive session of gains. The Nifty ended above 10,700-mark. On daily chart index may face hurdle around 10,780 levels. Above 10,780-10,800 will open up further levels. We expect index to remain in range of 10,690-10,760.

TRADERS COMMENT

Indian shares closed higher for the third straight session on Wednesday, helped by IT stocks such as Tata Consultancy Services Ltd and Infosys Ltd, although investor sentiment was cautious ahead of the expiry of futures and options contracts later this week. Sensex was up 203.81 points or 0.57% at 35716.95 while nifty was up 43.30 points or 0.41% at 10728.90.

NIFTY MOVERS & SHAKERS



TOP 5 SECTOR MOVERS


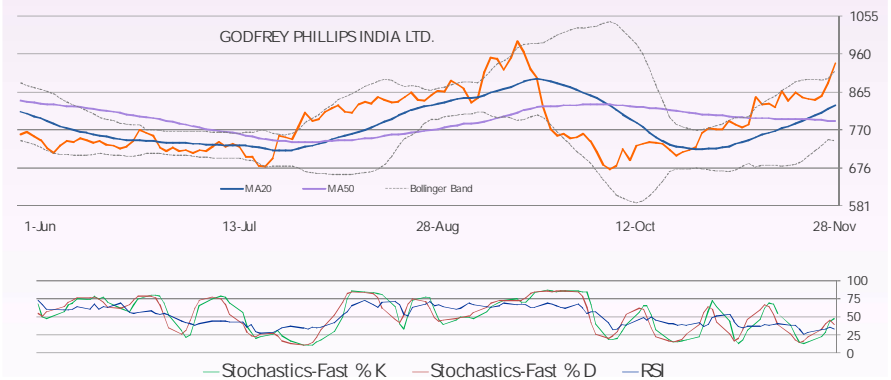


Chart of the Day GODFRYPHLP Buy above Rs940

The stock is trading above its prior swing high and above its 20 ema support. We recommend buy only above Rs940 with the stoploss of Rs920 for the target of Rs980.



Technical call of the Day DMART Buy above Rs1445

We recommend a buy in the stock only above Rs1445 with the stoploss of Rs1417 for the target of Rs1501.

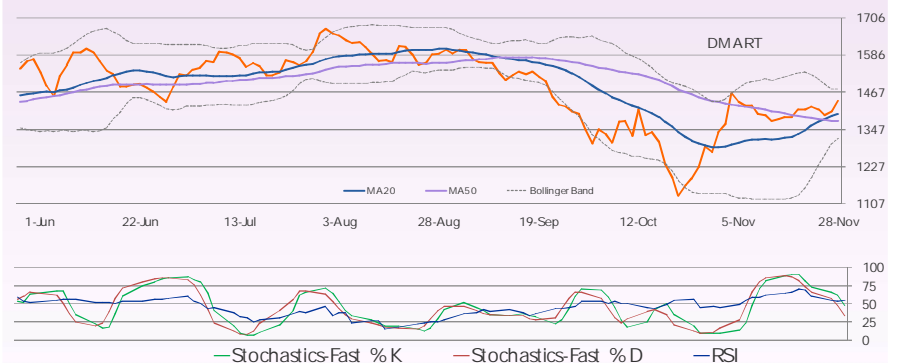


Chart of the Day
Buy: GODFRYPHLP CMP: 938.05

Technical Call of the Day
Buy: DMART CMP: 1443.7

We are also available on:



E-mail : research@dealmoneyonline.com
www.dealmoney.com

STOCKS TRADING IN POSITIVE ZONE: INFY, TCS.
STOCKS TRADING IN NEGATIVE ZONE: BPCL, YESBANK.

- Jet Airways: Eihad and Jet Airways are in talks to rope in a third party – an Indian entity – which will partner Eihad in buying a majority stake and management control in Jet.

CMP:	308.4
P/E(ttm):	NA
Impact	Positive
- Tata Communications: The Tata Group is believed to have dropped plans for group company Tata Communications to buy out sister concern Tata Teleservices' enterprise business for now..

CMP:	522.7
P/E(ttm):	35.7
Impact	Negative
- Vedanta: The three-member committee, set up by the National Green Tribunal (NGT) to decide on reopening the Vedanta-owned Sterlite Copper factory in Tamil Nadu's Thoothukudi district, termed the state government order that led to its closure as "unsustainable." The decision to close the plant violated the principles of natural justice, it stated.

CMP:	193.0
P/E(ttm):	10.4
Impact	Positive
- PNB: State-owned Punjab National Bank said it will raise Rs 539.50 crore by issuing 10 crore equity shares to its employees under staff stock purchase scheme.

CMP:	69.6
P/E(ttm):	NA
Impact	Positive
- Bhushan Steel: The company has been renamed as Tata Steel BSL Ltd following an approval from the Centre for the change in its name, the steel maker said.

CMP:	26.8
P/E(ttm):	0.0
Impact	Neutral

ttm = trailing twelve months

Economic Snapshot

- A proposal by the insurance regulator to reduce death benefit under certain life insurance products to seven times from ten times the annual premium may impact business, said a report. An analysis by internal experts at international actuarial and consulting firm Milliman said tax deductibility provisions for life insurance contracts need to be amended. Heerak Basu, Consulting Actuary, Milliman said the changes in the minimum cover requirement will enable insurers to customise products based on consumer needs.
- The Reserve Bank of India (RBI) may have to conduct open market operations (OMOs) of another Rs 1,60,000 crore in the fourth quarter of the current fiscal to tide over the banking liquidity crisis, Bank of America Merrill Lynch (BofAML) said in a report on Wednesday. The global investment firm also said the apex bank's decision Tuesday to infuse Rs 40,000 crore through OMOs in December may not be adequate to defuse the current liquidity shortfall, which is as high as Rs 1,00,000 crore. "Our liquidity model estimates suggest that the RBI will need to OMO another Rs 1,60,000 crore or USD 22 billion in the March quarter. This supports our call that the government securities market will slip to excess demand by March," the report said. Milliman clarified this analysis represents the views of the authors of the report and not of the organisation..



I-SOT

INTRADAY STOCK TRADING

FREQUENCY	ALLOCATION	DURATION	RISK
4 calls a Day	Average Daily Premium of Rs.50,000	Intraday	High Risk

SALIENT FEATURES:

- 👍 Fixed time for call generation – 2 calls at 9:30am and 2 calls @ 12:00pm
- 👍 High Risk – High Returns product
- 👍 Focused product for Intraday Derivative Traders
- 👍 Daily 4 calls to gain from intraday momentum
- 👍 High beta Midcap and Large cap F&O stocks for better entry and exit.

DERIVATIVES

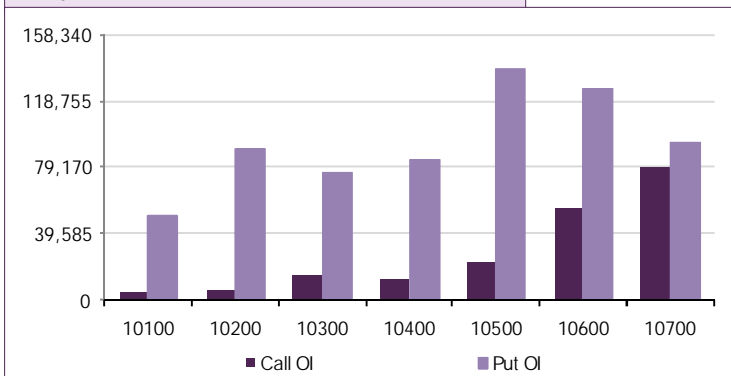
Open Interest Gainers

Stock	Open Interest (contracts)	OI Change (%)	Price (Rs.)	Price change (%)
OIL	3,358,212	-3.8%	195.95	-1.3%
DALMIABHA	398,700	-6.2%	2367.35	-0.8%
IDBI	23,950,000	-11.6%	59.90	-0.4%
IFCI	25,700,000	-13.0%	13.60	-3.5%
JPASSOCIAT	48,246,000	-14.7%	6.55	-3.7%

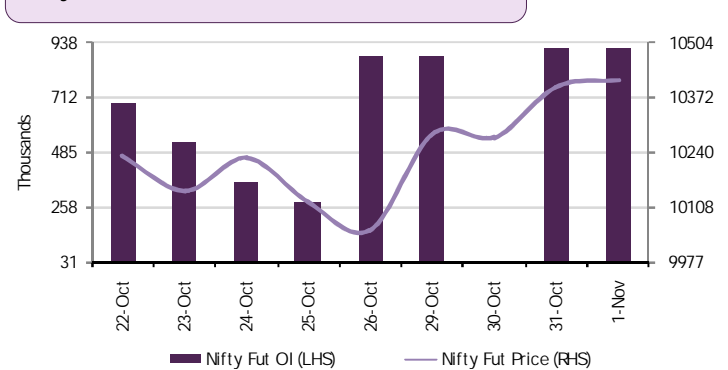
Open Interest Losers

Stock	Open Interest (contracts)	OI Change (%)	Price (Rs.)	Price change (%)
UBL	294,000	-75.7%	1240.55	-1.9%
ARVIND	1,164,000	-71.9%	108.75	-65.0%
PVR	167,200	-69.3%	1458.35	1.1%
KPIT	1,172,250	-67.9%	207.15	1.0%
STAR	600,000	-66.8%	443.40	-0.8%

Nifty Option OI Distribution



Nifty OI Vs Futures Price



Top 5 Traded Stock Futures

Stock	Expiry Date	No of contracts traded	Contract value (Rs. Lacs)	LTP
RELIANCE	29-Nov-18	51,711	294,564	1149
YESBANK	29-Nov-18	78,438	233,183	162
ICICIBANK	29-Nov-18	22,886	224,005	358
HDFC	29-Nov-18	21,647	207,621	1927
SBIN	29-Nov-18	22,931	198,764	284

Top 5 Traded Stock Options

Stock	Expiry Date	Option Type	Strike price	No of contracts traded	Contract value (Rs. Lacs)	LTP
RELIANCE	29-Nov-18	CE	1,140	26,863	154,249	13.85
RELIANCE	29-Nov-18	CE	1,160	21,371	124,303	4.05
RELIANCE	29-Nov-18	PE	1,120	16,659	93,465	0.80
ICICIBANK	29-Nov-18	CE	360	9,245	91,918	1.80
SBIN	29-Nov-18	CE	290	9,479	82,964	0.55

Top 5 Contract Future Volumes

Stock	Expiry Date	No of Contracts traded	Current Cash Volume	Cash Delivery %
YESBANK	29-Nov-18	78,438	140,720,495	31.2%
RELIANCE	29-Nov-18	51,711	8,003,964	41.2%
TCS	29-Nov-18	34,605	5,313,249	48.0%
HDFCBANK	29-Nov-18	25,571	3,255,277	68.0%
INFY	29-Nov-18	24,369	17,719,890	60.2%

Bottom 5 Contract Future Volumes

Stock	Expiry Date	No of Contracts traded	Current Cash Volume	Cash Delivery %
RAMCOCEM	29-Nov-18	257	191,677	71.1%
HCC	29-Nov-18	360	7,883,309	30.7%
CHENNPETRO	29-Nov-18	477	403,364	30.3%
NHPC	29-Nov-18	479	13,272,587	70.6%
MRPL	29-Nov-18	480	1,019,134	32.4%

SUPPORT / RESISTANCE LEVEL

Company Name	Closing Price	S3	S2	S1	Pivot	R1	R2	R3
ACC	1436.95	1410.30	1419.18	1428.07	1442.03	1450.92	1473.77	1496.62
Adani Ports	365.40	355.50	358.80	362.10	365.55	368.85	375.60	382.35
Ambuja Cements	214.55	209.80	211.38	212.97	215.23	216.82	220.67	224.52
Asian Paints	1324.25	1283.75	1297.25	1310.75	1332.65	1346.15	1381.55	1416.95
Aurobindo Pharma	790.00	765.90	773.93	781.97	786.73	794.77	807.57	820.37
Axis Bank	627.95	613.20	618.12	623.03	627.42	632.33	641.63	650.93
Bajaj Auto	2603.90	2543.00	2563.30	2583.60	2604.30	2624.60	2665.60	2706.60
Bank Of Baroda	104.75	96.95	99.55	102.15	106.20	108.80	115.45	122.10
Bharti Airtel	314.10	289.20	297.50	305.80	319.30	327.60	349.40	371.20
Bharti Infratel	259.65	248.90	252.48	256.07	261.18	264.77	273.47	282.17
BHEL	67.00	65.45	65.97	66.48	66.87	67.38	68.28	69.18
Bosch	18687.20	18160.95	18336.37	18511.78	18620.37	18795.78	19079.78	19363.78
BPCL	320.15	301.90	307.98	314.07	324.68	330.77	347.47	364.17
Cipla	515.30	503.25	507.27	511.28	517.62	521.63	531.98	542.33
Coal India	247.85	240.75	243.12	245.48	249.62	251.98	258.48	264.98
Dr. Reddy'S Lab	2572.30	2500.15	2524.20	2548.25	2571.80	2595.85	2643.45	2691.05
Eicher Motors	23111.35	22030.00	22390.45	22750.90	23400.45	23760.90	24770.90	25780.90
Gail	339.05	318.55	325.38	332.22	342.83	349.67	367.12	384.57
Grasim	840.80	803.00	815.60	828.20	846.60	859.20	890.20	921.20
HCL Technologies	1043.10	976.95	999.00	1021.05	1034.40	1056.45	1091.85	1127.25
HDFC	1928.00	1883.40	1898.27	1913.13	1922.02	1936.88	1960.63	1984.38
HDFC Bank	2089.25	2021.60	2044.15	2066.70	2082.65	2105.20	2143.70	2182.20
Hero Motocorp	2999.15	2925.00	2949.72	2974.43	2994.72	3019.43	3064.43	3109.43
Hindalco	216.05	206.70	209.82	212.93	217.62	220.73	228.53	236.33
HUL	1732.20	1685.50	1701.07	1716.63	1732.32	1747.88	1779.13	1810.38
ICICI Bank	359.00	344.95	349.63	354.32	357.93	362.62	370.92	379.22
Idea	37.80	35.80	36.47	37.13	38.17	38.83	40.53	42.23
Indusind Bank	1613.35	1564.40	1580.72	1597.03	1608.52	1624.83	1652.63	1680.43
Infosys	666.40	611.30	629.67	648.03	658.37	676.73	705.43	734.13
ITC	282.20	273.65	276.50	279.35	283.65	286.50	293.65	300.80
Kotak Mahindra Bank	1160.25	1127.50	1138.42	1149.33	1168.52	1179.43	1209.53	1239.63
L&T	1403.40	1364.00	1377.13	1390.27	1412.13	1425.27	1460.27	1495.27
Lupin	866.60	790.00	815.53	841.07	855.53	881.07	921.07	961.07
M&M	748.40	731.90	737.40	742.90	751.05	756.55	770.20	783.85
Maruti Suzuki India	7574.20	7418.70	7470.53	7522.37	7601.43	7653.27	7784.17	7915.07
NTPC	143.45	136.45	138.78	141.12	144.33	146.67	152.22	157.77
ONGC	142.80	135.90	138.20	140.50	144.35	146.65	152.80	158.95
Power Grid	184.30	178.00	180.10	182.20	183.60	185.70	189.20	192.70
RL	1152.65	1094.85	1114.12	1133.38	1145.57	1164.83	1196.28	1227.73
SBI	284.55	273.55	277.22	280.88	286.67	290.33	299.78	309.23
Sun Pharma	486.00	460.60	469.07	477.53	489.97	498.43	519.33	540.23
Tata Motors	174.45	166.65	169.25	171.85	176.60	179.20	186.55	193.90
Tata Motors DVR	95.55	91.85	93.08	94.32	96.43	97.67	101.02	104.37
Tata Power	74.40	71.60	72.53	73.47	74.78	75.72	77.97	80.22
Tata Steel	99.70	95.20	96.70	98.20	100.75	102.25	106.30	110.35
TCS	1983.90	1776.00	1845.30	1914.60	1951.80	2021.10	2127.60	2234.10
Tech Mahindra	697.50	678.10	684.57	691.03	698.47	704.93	718.83	732.73
Ultratech	4003.90	3924.40	3950.90	3977.40	4008.70	4035.20	4093.00	4150.80
Wipro	310.30	302.95	305.40	307.85	311.70	314.15	320.45	326.75
Yes Bank	162.10	139.60	147.10	154.60	167.80	175.30	196.00	216.70
Zee Entertainment	477.45	436.50	450.15	463.80	472.85	486.50	509.20	531.90

Disclaimer

Dealmoney Securities Private Limited (hereinafter referred to as "Dealmoney") is a registered Member of National Stock Exchange of India Limited, Bombay Stock Exchange Limited and MCX Stock Exchange Limited. Dealmoney is also registered as a Depository Participant with CDSL. Dealmoney is in the process of making an application with SEBI for registering it as a Research Entity in terms of SEBI (Research Analyst) Regulations, 2014. Dealmoney or its associates has not been debarred/ suspended by SEBI or any other regulatory authority for accessing /dealing in securities Market and no material disciplinary action has been taken by SEBI/other regulatory authorities impacting Dealmoney's Equity Research Analysis. Dealmoney or its associates/analyst including its relatives do not hold any actual/beneficial ownership of more than 1% in the company/ies covered by Analyst (hereinafter referred to as "Subject Company/ies"). Dealmoney or its associates/analyst including its relatives may hold financial interest in the company/ies covered by Analyst (hereinafter referred to as "Subject Company/ies"). Dealmoney or its associates/analysts or his/her relative does not receive any compensation or other benefits from the subject company/ies mentioned in this research report (hereinafter referred to as "Report") or from a third party in connection with preparation of the report. Accordingly, Dealmoney or its associates/analyst or his/her relative does not have any other material conflict of interest at the time of publication of the Report.

Research analyst/s engaged in preparation of the Report, has not received any compensation / managed or co-managed public offering of securities of the subject company/ies / has not received compensation for investment banking or merchant banking or brokerage services from the subject company/ies / has not received compensation for products or services other than investment banking or merchant banking or brokerage services from the subject company/ies / has not received compensation or other benefits from the subject company/ies or third party in connection with the Report of the subject company/ies during the past twelve months / has not served as an officer, director or employee of subject Company/ies and is not engaged in market making activity of the subject Company/ies.

Dealmoney or its associates are engaged in various financial services business, thus, it might have, received any compensation / managed or co-managed public offering of securities of the subject company/ies / received compensation for investment banking or merchant banking or brokerage services from the subject company/ies / received compensation for products or services other than investment banking or merchant banking or brokerage services from the subject company/ies / received compensation or other benefits from the subject company/ies or third party in connection with the Report of subject company/ies during the past twelve months engaged in market making activity for the subject company/ies.

In the preparation of the material contained in the Report, Dealmoney has used information that is publicly available, as also data developed in-house. Some of the material used in the document may have been obtained from members/persons other than Dealmoney and which may have been made available to Dealmoney. Information gathered & material used in the Report is believed to be from reliable sources. Dealmoney has not independently verified all the information and opinions given in this material/document/Report. Accordingly, no representation or warranty, express or implied, is made as to the accuracy, authenticity, completeness or fairness of the information and opinions contained in this material/document/Report. For data reference to any third party in this material no such party will assume any liability for the same.

Dealmoney group companies provides finance related product services like distribution of financial products and as such is a provider of many services like loans, mutual funds, tax & trust planning etc. mentioned in this brochure. And hence, Dealmoney do not warranty / guarantee about performance of any products and customer servicing w.r.t third party products per se.

Third party products are subject to code of conduct to be adhered to by the representatives of Dealmoney and Dealmoney is not responsible for the losses, whether actual or notional incurred by any investor. Services assured and expected may vary from actual service and Dealmoney does not guarantee about the quality of services. Investments in securities and commodities are subject to market and other risks and there is no assurance or guarantee that the objectives of any of the Investments/Schemes/product would be achieved. Past performances are only indicative and returns are not assured and guaranteed by Dealmoney group companies. The price, value of and income from any of the securities or financial instruments mentioned in this report can fall as well as rise. The value of securities and financial instruments is subject to exchange rate fluctuation that may have a positive or adverse effect on the price or income of such securities or financial instruments.

The recipient alone shall be fully responsible, and/or liable for any decision taken on the basis of this material/document/Report. Dealmoney does not in any way through this material solicit or offer for purchase or sale of any financial services, commodities, products dealt in this material/document/Report. Dealmoney/its affiliates/associates/directors shall not be in any way responsible for any loss or damage of any nature, including but not limited to direct, indirect, punitive, special, exemplary, and consequential, as also any loss of profit that may arise to any person/entity from or in connection with the use of information contained in this material/document/Report. All recipients of this material/document/Report before dealing and/or transacting in any of the products advised, opined or referred to in this material shall make their own investigation, seek appropriate professional advice and make their own independent decision. Noting contained in this material/document/Report should be construed as investment or financial advice. Clients are advised to assess their risk profile/ appetite before acting on any information contained in this material/document/Report. Investors should also refer to risk tag and compare it with its own risk appetite before taking any investment decision.

Reports on technical and derivative analysis are based on studying charts of a stock's price movement, outstanding positions and trading volume as opposed to focussing on a company's fundamentals and as such, may not match with a report on a company's fundamentals. The opinions expressed in the Report are our current opinions as of the date of this report and may be subject to change from time to time without notice. Dealmoney or any persons connected with it do not accept any liability arising from use of this material/document/Report.

Information/ opinion conveyed through this material/document/Report are strictly meant for the registered Clients of Dealmoney group of Companies of the respective segments. This information is not intended for distribution to, or use by, any person or entity in any jurisdiction or country where such distribution or use would be contrary to law or regulation or which would subject Dealmoney or its affiliates to any registration requirement within such jurisdiction or country. This information does not constitute an offer to sell or a solicitation of an offer to buy any financial products to any person in any jurisdiction where it is unlawful to make such an offer or solicitation. No part of this material may be duplicated in whole or in part in any form and / or redistributed without the prior written consent of Dealmoney. This material/document/Report is being supplied to you solely for your information, and its contents, information or data may not be reproduced, redistributed or passed on directly or indirectly.

A graph of daily closing prices of securities available at <http://www.nseindia.com/ChartApp/install/charts/mainpage.jsp>, www.bseindia.com and <http://economictimes.indiatimes.com/markets/stocks/stock-quotes>. (Choose a company from the list on the browser and select the "three years" period in the price chart).

Recipients of the Report shall always independently verify reliability and suitability of the Report and opinions before investing.

For Company details, please visit our website www.dealmoney.com

For research related query, write to us at research@dealmoney.com