

9 August 2019

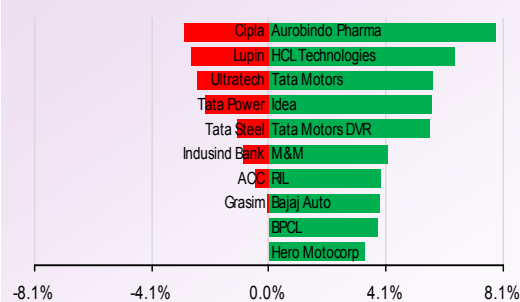
## NIFTY TO TRADE BETWEEN 10,960-11,180.

It was all bulls day, as nifty zoomed ~180 points and closed in green zone. On daily scale Index has formed bullish candle and closed above previous day high. RSI is at 38 and gradually moving towards north direction with positive cross over. We expect Index to; continue its move towards the resistance of 20 EMA, which rest around 11,180 levels.

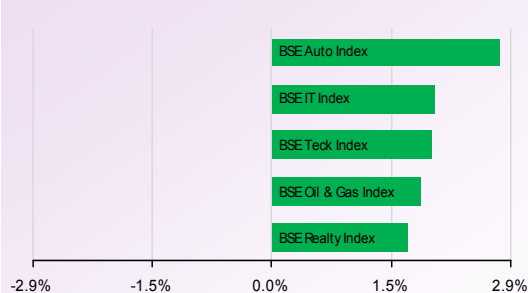
## TRADERS COMMENT

Market gets a breather towards the close and reclaimed 11000 level due to the expectation that the government is likely to be lenient on higher surcharge on FPIs which influenced bears to cover their short positions. Sensex was up 636.86 points or 1.74% at 37,327.36 while nifty was up by 177 points or 1.63% at 11,032.50

## NIFTY MOVERS & SHAKERS



## TOP 5 SECTOR MOVERS

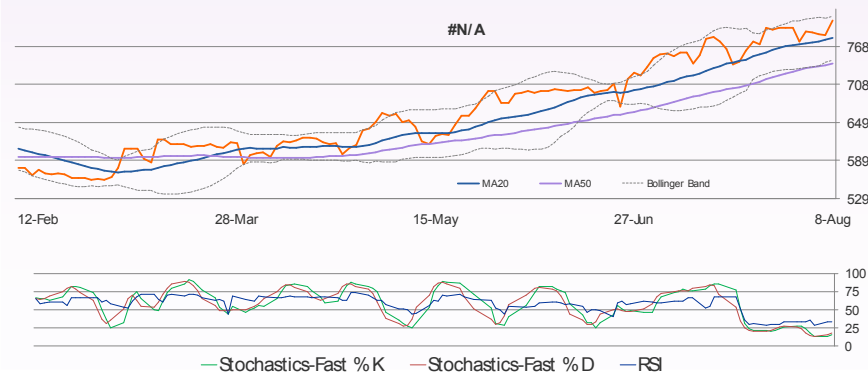


## Chart of the Day

**SBILIFE**

Buy above Rs 813.

The stock is trading above its prior swing high and above its 20 ema support. We recommend buy only above Rs813 with the stoploss of Rs800 for the target of Rs840.



## Chart of the Day

Buy:SBILIFE

CMP:812.90

## Technical Call of the Day

Buy:AUROPHARMA

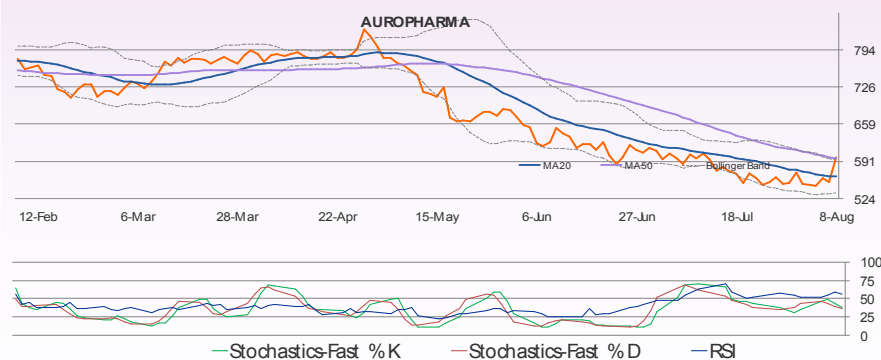
CMP:598

## Technical call of the Day

**AUROPHARMA**

Buy above Rs 599.

We recommend a buy in the stock only above Rs599 with the stoploss of Rs587 for the target of Rs625.



We are also available on:



E-mail : [research@Dealmoney.in](mailto:research@Dealmoney.in)  
[www.dealmoneyonline.com](http://www.dealmoneyonline.com)

STOCKS TRADING IN POSITIVE ZONE: RELIANCE, HCLTECH.  
 STOCKS TRADING IN NEGATIVE ZONE: TATASTEEL, CIPLA.

- YES Bank:** The private lender has embarked on a plan to generate \$285 million (Rs 2,000 crore) by selling shares through a qualified institutional placement (QIP), the success of which will be crucial for the bank's survival, said people with knowledge of the matter.

CMP:	76.0
P/E(ttm):	30.7
Impact	Neutral
- Indiabulls Housing Finance:** In an all-out bid to convince the RBI, Indiabulls founder Sameer Gehlaut has promised the regulator that he will relinquish all control and rights, have no say in the management, and bring the promoter group shareholding below 10 per cent in the proposed bank to be formed after the merger of IHFL with Lakshmi Vilas Bank.

CMP:	444.4
P/E(ttm):	5.7
Impact	Neutral
- Dewan Housing Finance (DHFL):** The NBFC said it wouldn't be able to meet debt obligations that are coming up for payments in the immediate future as the resolution plan is still pending with creditors

CMP:	47.6
P/E(ttm):	NA
Impact	Neutral
- Jet Airways:** The custodian of grounded Jet Airways' assets has informed the bankruptcy court that the airline was willing to vacate its headquarters and another office in Mumbai to resolve its disputes with Luckystar Property Holdings and mortgage lender HDFC.

CMP:	44.7
P/E(ttm):	NA
Impact	Neutral
- UltraTech Cement:** India's largest cement maker UltraTech almost doubled its net profit for the April-June quarter aided by better realisations in a quarter that otherwise saw weak demand as it coincided with the parliamentary elections that froze government spending towards infrastructure.

CMP:	4233.2
P/E(ttm):	38.0
Impact	Neutral

ttm = trailing twelve months


## Economic Snapshot

- Private equity (PE) funds are planning to earmark as much as \$100 billion to invest in Indian companies, according to a report in the Business Standard, as the latter struggle to deleverage and infuse fresh equity into their business and some may want to avoid being headed to the bankruptcy court. The BS report says that PE fund managers believe that the situation offers immense opportunities, not just to invest in small companies but also large conglomerates. Indian companies have struggled to raise capital over the past few years, thanks to their high debt, a lot of which has turned bad. As the economy slowed, capital further dried up as NPA-saddled banks looked to recover existing loans instead of extending fresh ones.
- Seeking to calm the nerves of startups worried over angel tax, the government has assured that explanation given by them to a tax notice in a limited scrutiny case would be summarily accepted without any questions asked by the taxman. This is part of the procedure being laid out by the Central Board of Direct Taxes (CBDT) to deal with pending angel tax assessments of startups, a move aimed at easing tax compliance for such ventures. For cases that land in limited scrutiny, "no verification of such issues will be done by the assessing officers during the proceedings and the contention of such recognised start-up companies the issue will be summarily accepted," the CBDT said in a circular, dated August 7.



# I-SOT

## INTRADAY STOCK TRADING



FREQUENCY	ALLOCATION	DURATION	RISK
4 calls a Day	Average Daily Premium of Rs.50,000	Intraday	High Risk

### SALIENT FEATURES:

- 👍 Fixed time for call generation – 2 calls at 9:30am and 2 calls @ 12:00pm
- 👍 High Risk – High Returns product
- 👍 Focused product for Intraday Derivative Traders
- 👍 Daily 4 calls to gain from intraday momentum
- 👍 High beta Midcap and Large cap F&O stocks for better entry and exit.



## DERIVATIVES

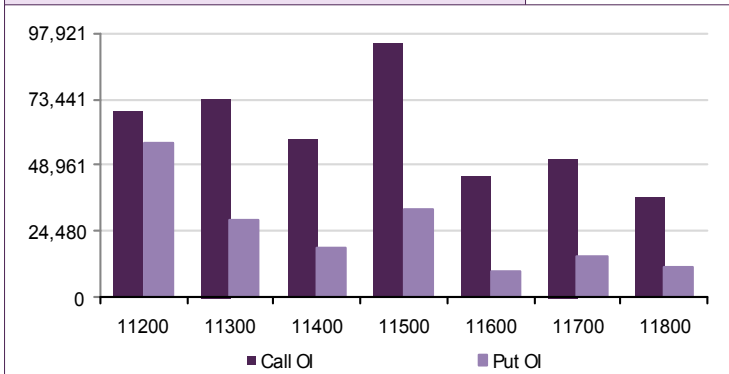
### Open Interest Gainers

Stock	Open Interest (contracts)	OI Change (%)	Price (Rs.)	Price change (%)
ICICIPRJLI	7,176,000	18.3%	386.45	-1.4%
JUSTDIAL	2,339,400	12.5%	669.30	-4.1%
RAMCOCEM	1,179,200	11.8%	731.20	-0.4%
RBLBANK	13,353,600	10.9%	369.15	1.5%
BALKRISIND	2,280,800	10.7%	734.50	1.4%

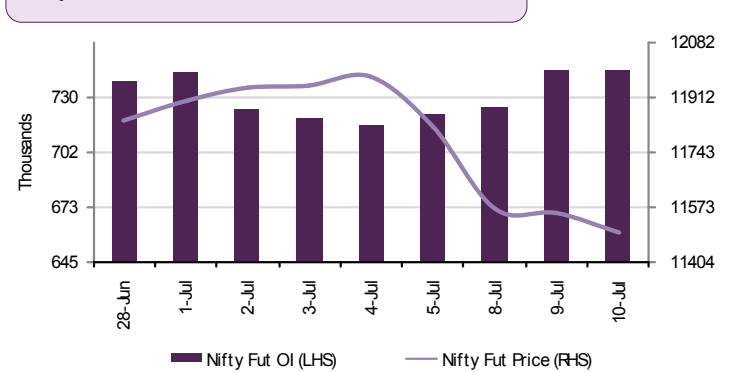
### Open Interest Losers

Stock	Open Interest (contracts)	OI Change (%)	Price (Rs.)	Price change (%)
CIPLA	10,672,000	-15.1%	506.00	-2.5%
MFSL	3,012,000	-13.4%	399.70	1.4%
ARVIND	7,428,000	-13.0%	55.00	-2.3%
MANAPPURAM	12,174,000	-9.9%	120.50	3.3%
BHEL	42,840,000	-9.2%	58.35	1.2%

### Nifty Option OI Distribution



### Nifty OI Vs Futures Price



### Top 5 Traded Stock Futures

Stock	Expiry Date	No of contracts traded	Contract value (Rs. Lacs)	LTP
RELIANCE	29-Aug-19	45,428	256,774	1156
SBIN	29-Aug-19	29,058	254,502	296
AXISBANK	29-Aug-19	22,581	177,362	664
ULTRACEMCO	29-Aug-19	18,961	162,880	4245
HDFCBANK	29-Aug-19	28,028	155,437	2241

### Top 5 Traded Stock Options

Stock	Expiry Date	Option Type	Strike price	No of contracts traded	Contract value (Rs. Lacs)	LTP
RELIANCE	29-Aug-19	CE	1,160	11,680	69,187	35.90
RELIANCE	29-Aug-19	CE	1,140	10,908	63,908	46.40
RELIANCE	29-Aug-19	CE	1,200	9,965	60,469	19.50
RELIANCE	29-Aug-19	CE	1,180	9,563	57,298	26.90
SBIN	29-Aug-19	CE	300	6,085	55,830	7.25

### Top 5 Contract Future Volumes

Stock	Expiry Date	No of Contracts traded	Current Cash Volume	Cash Delivery %
RELIANCE	29-Aug-19	45,428	#N/A	#N/A
IBULHSGFIN	29-Aug-19	40,490	#N/A	#N/A
YESBANK	29-Aug-19	39,278	#N/A	#N/A
TATASTEEL	29-Aug-19	29,746	#N/A	#N/A
SBIN	29-Aug-19	29,058	#N/A	#N/A

### Bottom 5 Contract Future Volumes

Stock	Expiry Date	No of Contracts traded	Current Cash Volume	Cash Delivery %
OFSS	29-Aug-19	223	#N/A	#N/A
OIL	29-Aug-19	327	#N/A	#N/A
IDBI	29-Aug-19	402	#N/A	#N/A
GMRINFRA	29-Aug-19	465	#N/A	#N/A
CASTROLIND	29-Aug-19	471	#N/A	#N/A

## SUPPORT / RESISTANCE LEVEL

Company Name	Closing Price	S3	S2	S1	Pivot	R1	R2	R3
ACC	1549.35	1489.00	1509.12	1529.23	1557.12	1577.23	1625.23	1673.23
Adani Ports	373.95	355.40	361.58	367.77	373.63	379.82	391.87	403.92
Ambuja Cements	206.30	196.25	199.60	202.95	207.20	210.55	218.15	225.75
Asian Paints	1565.90	1510.90	1529.23	1547.57	1558.63	1576.97	1606.37	1635.77
Aurobindo Pharma	598.00	540.85	559.90	578.95	590.70	609.75	640.55	671.35
Axis Bank	660.10	622.10	634.77	647.43	655.87	668.53	689.63	710.73
Bajaj Auto	2703.75	2482.55	2556.28	2630.02	2675.78	2749.52	2869.02	2988.52
Bank Of Baroda	100.05	91.90	94.62	97.33	99.22	101.93	106.53	111.13
Bharti Airtel	372.15	352.05	358.75	365.45	372.10	378.80	392.15	405.50
Bharti Infratel	250.25	238.55	242.45	246.35	249.95	253.85	261.35	268.85
BHEL	58.35	54.00	55.45	56.90	57.75	59.20	61.50	63.80
Bosch	14407.30	13105.50	13539.43	13973.37	14235.18	14669.12	15364.87	16060.62
BPCL	343.50	315.55	324.87	334.18	339.62	348.93	363.68	378.43
Cipla	503.05	477.60	486.08	494.57	502.28	510.77	526.97	543.17
Coal India	211.85	196.40	201.55	206.70	210.00	215.15	223.60	232.05
Dr. Reddy'S Lab	2571.95	2512.15	2532.08	2552.02	2569.98	2589.92	2627.82	2665.72
Eicher Motors	16811.65	15686.40	16061.48	16436.57	16668.28	17043.37	17650.17	18256.97
Gail	121.95	116.65	118.42	120.18	121.37	123.13	126.08	129.03
Grasim	737.45	689.35	705.38	721.42	732.13	748.17	774.92	801.67
HCL Technologies	1088.25	961.10	1003.48	1045.87	1070.43	1112.82	1179.77	1246.72
HDFC	2182.30	2116.30	2138.30	2160.30	2174.00	2196.00	2231.70	2267.40
HDFC Bank	2233.15	2123.00	2159.72	2196.43	2219.72	2256.43	2316.43	2376.43
Hero Motocorp	2587.90	2361.00	2436.63	2512.27	2570.63	2646.27	2780.27	2914.27
Hindalco	181.05	169.00	173.02	177.03	179.42	183.43	189.83	196.23
HUL	1803.10	1754.00	1770.37	1786.73	1796.87	1813.23	1839.73	1866.23
ICICI Bank	414.40	391.70	399.27	406.83	411.72	419.28	431.73	444.18
Idea	5.65	4.60	4.95	5.30	5.55	5.90	6.50	7.10
Indusind Bank	1414.05	1315.90	1348.62	1381.33	1405.67	1438.38	1495.43	1552.48
Infosys	788.75	769.75	776.08	782.42	787.58	793.92	805.42	816.92
ITC	257.75	247.30	250.78	254.27	256.48	259.97	265.67	271.37
Kotak Mahindra Bank	1502.75	1424.10	1450.32	1476.53	1493.17	1519.38	1562.23	1605.08
L&T	1360.65	1308.20	1325.68	1343.17	1357.58	1375.07	1406.97	1438.87
Lupin	760.95	709.40	726.58	743.77	767.58	784.77	825.77	866.77
M&M	539.55	491.20	507.32	523.43	532.47	548.58	573.73	598.88
Maruti Suzuki India	5902.25	5503.00	5636.08	5769.17	5858.08	5991.17	6213.17	6435.17
NTPC	124.65	119.25	121.05	122.85	124.00	125.80	128.75	131.70
ONGC	130.85	123.10	125.68	128.27	130.48	133.07	137.87	142.67
Power Grid	202.70	185.45	191.20	196.95	202.80	208.55	220.15	231.75
RIL	1152.35	1032.60	1072.52	1112.43	1135.22	1175.13	1237.83	1300.53
SBI	294.35	275.70	281.92	288.13	291.82	298.03	307.93	317.83
Sun Pharma	426.45	408.10	414.22	420.33	424.27	430.38	440.43	450.48
Tata Motors	124.05	108.80	113.88	118.97	121.98	127.07	135.17	143.27
Tata Motors DVR	58.75	51.60	53.98	56.37	57.88	60.27	64.17	68.07
Tata Power	57.75	54.85	55.82	56.78	58.12	59.08	61.38	63.68
Tata Steel	40.75	38.00	38.92	39.83	40.42	41.33	42.83	44.33
TCS	2258.10	2156.80	2190.57	2224.33	2252.67	2286.43	2348.53	2410.63
Tech Mahindra	680.20	646.10	657.47	668.83	676.37	687.73	706.63	725.53
Ultratech	4233.15	3851.80	3978.92	4106.03	4255.02	4382.13	4658.23	4934.33
Wipro	265.75	255.70	259.05	262.40	264.70	268.05	273.70	279.35
Yes Bank	89.20	79.70	82.87	86.03	87.97	91.13	96.23	101.33
Zee Entertainment	331.45	305.60	314.22	322.83	328.82	337.43	352.03	366.63

## Disclaimer

For private circulation only

Website: [www.dealmoneyonline.in](http://www.dealmoneyonline.in)

**DISCLAIMER** : SEBI Research Analyst Registration No: INH000002319 For any grievance mail at [compliance@dealmoney.in](mailto:compliance@dealmoney.in)

Dealmoney Securities Private Limited (hereinafter referred to as "Dealmoney") is a registered Member of National Stock Exchange of India Limited, Bombay Stock Exchange Limited and MCX Stock Exchange Limited. Dealmoney is also registered as a Depository Participant with CDSL. Dealmoney is in the process of making an application with SEBI for registering it as a Research Entity in terms of SEBI (Research Analyst) Regulations, 2014. Dealmoney or its associates has not been debarred/ suspended by SEBI or any other regulatory authority for accessing /dealing in securities Market and no material disciplinary action has been taken by SEBI/other regulatory authorities impacting Dealmoney's Equity Research Analysis. Dealmoney or its associates/analyst including its relatives do not hold any actual/beneficial ownership of more than 1% in the company/ies covered by Analyst (hereinafter referred to as "Subject Company/ies"). Dealmoney or its associates/analyst including its relatives may hold financial interest in the company/ies covered by Analyst (hereinafter referred to as "Subject Company/ies"). Dealmoney or its associates/analysts or his/her relative does not receive any compensation or other benefits from the subject company/ies mentioned in this research report (hereinafter referred to as "Report") or from a third party in connection with preparation of the report. Accordingly, Dealmoney or its associates/analyst or his/her relative does not have any other material conflict of interest at the time of publication of the Report.

Research analyst/s engaged in preparation of the Report, has not received any compensation / managed or co-managed public offering of securities of the subject company/ies / has not received compensation for investment banking or merchant banking or brokerage services from the subject company/ies / has not received compensation for products or services other than investment banking or merchant banking or brokerage services from the subject company/ies / has not received compensation or other benefits from the subject company/ies or third party in connection with the Report of the subject company/ies during the past twelve months / has not served as an officer, director or employee of subject Company/ies and is not engaged in market making activity of the subject Company/ies.

Dealmoney or its associates are engaged in various financial services business, thus, it might have, received any compensation / managed or co-managed public offering of securities of the subject company/ies / received compensation for investment banking or merchant banking or brokerage services from the subject company/ies / received compensation for products or services other than investment banking or merchant banking or brokerage services from the subject company/ies / received compensation or other benefits from the subject company/ies or third party in connection with the Report of subject company/ies during the past twelve months engaged in market making activity for the subject company/ies.

Dealmoney group companies provides finance related product services like distribution of financial products and as such is a provider of many services like loans, mutual funds, tax & trust planning etc. mentioned in this brochure. And hence, Dealmoney do not warranty / guarantee about performance of any products and customer servicing w.r.t third party products per se.

Third party products are subject to code of conduct to be adhered to by the representatives of Dealmoney and Dealmoney is not responsible for the losses, whether actual or notional incurred by any investor. Services assured and expected may vary from actual service and Dealmoney does not guarantee about the quality of services. Investments in securities and commodities are subject to market and other risks and there is no assurance or guarantee that the objectives of any of the Investments/Schemes/product would be achieved. Past performances are only indicative and returns are not assured and guaranteed by Dealmoney group companies. The price, value of and income from any of the securities or financial instruments mentioned in this report can fall as well as rise. The value of securities and financial instruments is subject to exchange rate fluctuation that may have a positive or adverse effect on the price or income of such securities or financial instruments.

Reports on technical and derivative analysis are based on studying charts of a stock's price movement, outstanding positions and trading volume as opposed to focussing on a company's fundamentals and as such, may not match with a report on a company's fundamentals. The opinions expressed in the Report are our current opinions as of the date of this report and may be subject to change from time to time without notice. Dealmoney or any persons connected with it do not accept any liability arising from use of this material/document/Report.

Information/ opinion conveyed through this material/document/Report are strictly meant for the registered Clients of Dealmoney group of Companies of the respective segments. This information is not intended for distribution to, or use by, any person or entity in any jurisdiction or country where such distribution or use would be contrary to law or regulation or which would subject Dealmoney or its affiliates to any registration requirement within such jurisdiction or country. This information does not constitute an offer to sell or a solicitation of an offer to buy any financial products to any person in any jurisdiction where it is unlawful to make such an offer or solicitation. No part of this material may be duplicated in whole or in part in any form and / or redistributed without the prior written consent of Dealmoney. This material/document/Report is being supplied to you solely for your information, and its contents, information or data may not be reproduced, redistributed or passed on directly or indirectly. Recipients of the Report shall always independently verify reliability and suitability of the Report and opinions before investing.

For Company details, please visit our website [www.dealmoneyonline.com](http://www.dealmoneyonline.com)

For research related query, write to us at [research@dealmoney.in](mailto:research@dealmoney.in)