

May 20, 2021

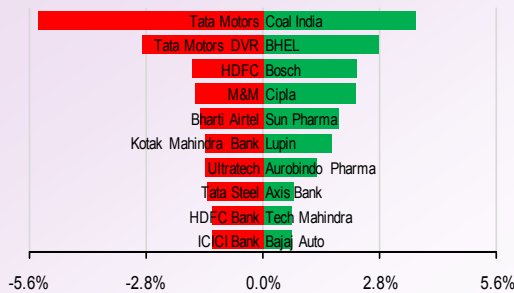
## NIFTY TO TRADE BETWEEN 14,950-15,150

Nifty closed in red after two consecutive green closing; on hourly chart index is hold the support of 20 EMA which lay's around 15,000 levels. Index below 15,000 will continue to move towards 14,950 level which eventually complete the gap covering and if it moves above 15,060 we expect index to move towards 15,130 levels.

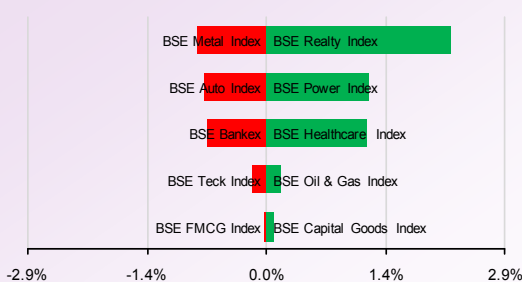
## TRADERS COMMENT

Benchmark indices opened gap down, market failed to sustain the gaps and closed in red. Nifty ended Lower by -77.90 points or -0.52% at 15030.20 level and Sensex ended lower by -290.69 points or -0.58% at 49902.64.

## NIFTY MOVERS & SHAKERS



## TOP 5 SECTOR MOVERS



## Chart of the Day

**JUBLFOOD**  
Buy above Rs 3025.

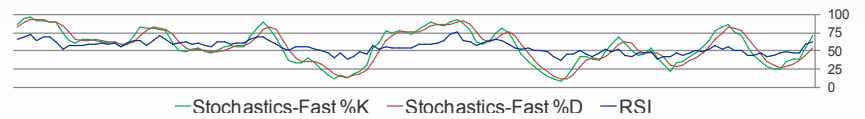
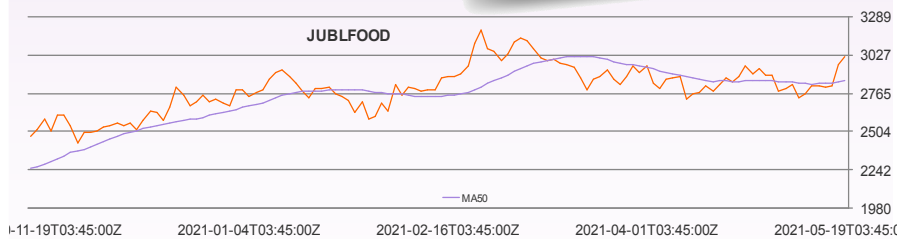
We recommend a Buy in the stock only above Rs3025 with the stoploss of Rs2990 for the target of Rs3090.

## Chart of the Day

Buy: JUBLFOOD CMP: 3014.6

## Technical Call of the Day

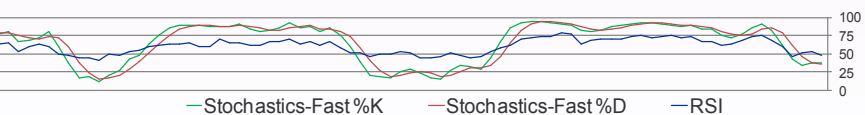
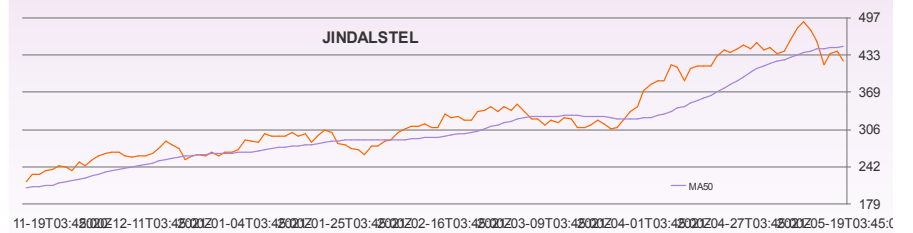
Sell: JINDALSTEL FUT CMP: 423



## Technical call of the Day

**JINDALSTEL FUT**  
Sell below Rs 422.

The stock is trading below to its 20 ema support. We recommend sell only below Rs422 with the stoploss of Rs427 for the target of Rs410.



STOCKS TRADING IN POSITIVE ZONE: COALINDIA, CIPLA.  
STOCKS TRADING IN NEGATIVE ZONE: TATAMOTORS, HDFC.

We are also available on:



E-mail : [research@dealmoney.in](mailto:research@dealmoney.in)  
[www.dealmoneyonline.com](http://www.dealmoneyonline.com)

- Mphasis:** Company is setting up new centres in Mexico, Costa Rica and Taiwan that will employ over 800 people. The new centres will accommodate over 800 people that will serve existing Hi-tech clients. The services offered out of these centres would be large-scale operations in the areas of application development, support, testing, operations, and financial analysis.

CMP:	1767.9
P/E(ttm):	134.3
Impact	Positive
- Central Bank of India:** Bank's shareholders have approved allotment of preference shares to the government for a Rs 4,800-crore capital infusion. The consent of the shareholders was given with over 97 per cent votes in favour of the resolution to issue and allot up to 2,80,53,76,972 equity shares to government on a preferential basis aggregating up to Rs 4,800 crore.

CMP:	18.6
P/E(ttm):	0.9
Impact	Positive
- Happiest Minds:** Company has successfully executed a digital transformation project for Coca Cola Bottling Company United for streamlining its order management with RPA in Microsoft Power Automate.

CMP:	759.4
P/E(ttm):	20.5
Impact	Positive
- Infosys:** Company has collaborated with Majesco to work together to help joint customers accelerate their digital transformation journey. This will help unlock new opportunities, address the demand for personalised customer experiences, operational effectiveness, and digital adoption across the insurance business value chain.

CMP:	1337.0
P/E(ttm):	102.3
Impact	Positive
- Anupam Rasayan:** Company has signed contracts amounting to Rs 540 crore from two renowned multinational companies dealing in the fields of life sciences chemicals. The tenure of the contract is for five years where life sciences related specialty chemicals will be provided to them by the company.

CMP:	771.5
P/E(ttm):	171.2
Impact	Positive

ttm = trailing twelve months

## Economic Snapshot

- The Union Finance Ministry, on the recommendation of the Panchayati Raj Ministry, has released Rs 8,923.8 crore to 25 states for providing grant to rural local bodies. The spread of COVID-19 pandemic in different parts of the country has recently assumed serious proportions. The vulnerabilities of the rural communities need to be especially addressed.
- Amid strong second wave of COVID-19 and rising cases in the hinterland, rating agency Crisil has said that the domestic tractor sales volume growth is likely to be at 3-5 per cent this fiscal. This is despite the forecast of a normal monsoon auguring well for farm incomes and therefore tractor demand. Domestic tractor volumes logged a whopping 27 per cent year-on-year growth last fiscal to a record 9 lakh units. The already high base of last fiscal and severity of the second wave preclude significant tractor volume growth this fiscal.



# I-SOT

## INTRADAY STOCK TRADING

FREQUENCY	ALLOCATION	DURATION	RISK
4 calls a Day	Average Daily Premium of Rs.50,000	Intraday	High Risk

### SALIENT FEATURES:

- 👍 Fixed time for call generation – 2 calls at 9:30am and 2 calls @ 12:00pm
- 👍 High Risk – High Returns product
- 👍 Focused product for Intraday Derivative Traders
- 👍 Daily 4 calls to gain from intraday momentum
- 👍 High beta Midcap and Large cap F&O stocks for better entry and exit.

# DAILY DIGEST

## DERIVATIVES

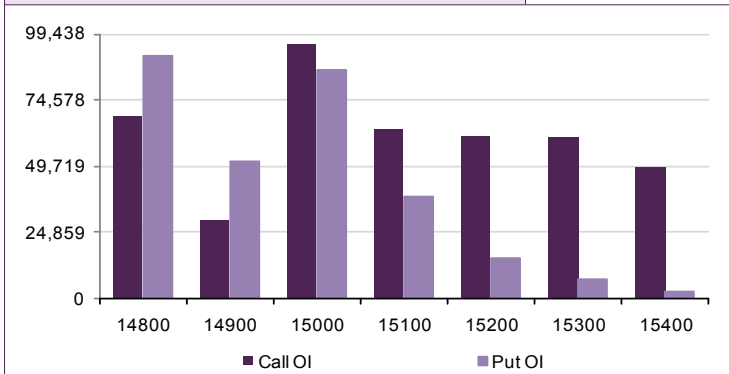
### Open Interest Gainers

Stock	Open Interest (contracts)	OI Change (%)	Price (Rs.)	Price change (%)
COFORGE	1,948,875	117.6%	3297.70	-4.1%
AARTIIND	1,094,800	26.6%	1649.00	-5.6%
PIIND	478,000	14.2%	2573.15	-6.4%
MINDTREE	1,937,600	10.1%	2096.40	-0.2%
CUMMINSIND	1,531,800	9.3%	840.45	-0.1%

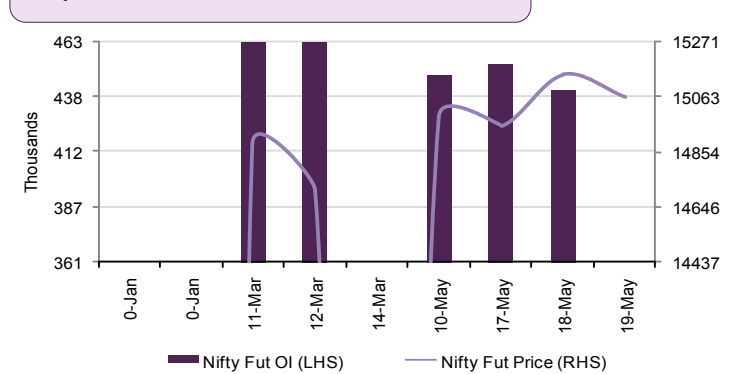
### Open Interest Losers

Stock	Open Interest (contracts)	OI Change (%)	Price (Rs.)	Price change (%)
TATAMOTORS	94,511,700	-11.1%	314.85	-5.7%
CANBK	44,263,800	-10.5%	147.00	0.1%
ASHOKLEY	30,946,500	-10.5%	124.95	1.1%
NAVINFUOR	434,250	-9.6%	3193.20	0.0%
BAJAJ-AUTO	1,785,250	-7.2%	4103.25	0.8%

### Nifty Option OI Distribution



### Nifty OI Vs Futures Price



### Top 5 Traded Stock Futures

Stock	Expiry Date	No of contracts traded	Contract value (Rs. Lacs)	LTP
TATAMOTORS	27-May-21	41,651	375,852	315
AXISBANK	27-May-21	33,159	284,804	718
RELIANCE	27-May-21	40,978	205,324	2003
TATASTEEL	27-May-21	18,751	187,082	1165
SBIN	27-May-21	28,126	163,152	385

### Top 5 Traded Stock Options

Stock	Expiry Date	Option Type	Strike price	No of contracts traded	Contract value (Rs. Lacs)	LTP
RELIANCE	27-May-21	CE	2,000	49,008	248,924	29.45
TATAMOTORS	27-May-21	CE	320	19,481	182,997	7.95
INFY	27-May-21	CE	1,360	17,681	146,054	11.45
TATAMOTORS	27-May-21	CE	350	13,427	135,035	2.30
ADANIPTS	27-May-21	CE	800	12,580	128,740	14.65

### Top 5 Contract Future Volumes

Stock	Expiry Date	No of Contracts traded	Current Cash Volume	Cash Delivery %
TATAMOTORS	27-May-21	41,651	20,058,292	1680.0%
RELIANCE	27-May-21	40,978	2,310,132	3068.0%
AXISBANK	27-May-21	33,159	7,108,843	3512.0%
SBIN	27-May-21	28,126	13,556,510	2813.0%
TATASTEEL	27-May-21	18,751	4,820,419	2765.0%

### Bottom 5 Contract Future Volumes

Stock	Expiry Date	No of Contracts traded	Current Cash Volume	Cash Delivery %
SAIL	27-May-21	127	8,733,009	2280.0%
CADILAHC	27-May-21	145	1,198,174	2655.0%
SUNTV	27-May-21	193	636,904	3491.0%
NATIONALUM	27-May-21	240	9,309,826	3275.0%
NAM-INDIA	27-May-21	342	212,489	2766.0%

# DAILY DIGEST

## SUPPORT / RESISTANCE LEVEL

Company Name	Closing Price	S3	S2	S1	Pivot	R1	R2	R3
ACC	1927.25	1852.00	1877.08	1902.17	1942.08	1967.17	2032.17	2097.17
Adani Ports	772.40	746.70	755.27	763.83	777.87	786.43	809.03	831.63
Ambuja Cements	317.65	305.10	309.28	313.47	319.18	323.37	333.27	343.17
Asian Paints	2815.85	2748.30	2770.82	2793.33	2821.17	2843.68	2894.03	2944.38
Aurobindo Pharma	1017.10	970.40	985.97	1001.53	1015.72	1031.28	1061.03	1090.78
Axis Bank	716.80	680.70	692.73	704.77	714.23	726.27	747.77	769.27
Bajaj Auto	4095.95	3983.60	4021.05	4058.50	4085.25	4122.70	4186.90	4251.10
Bank Of Baroda	76.70	74.05	74.93	75.82	77.03	77.92	80.02	82.12
Bharti Airtel	528.20	511.85	517.30	522.75	531.65	537.10	551.45	565.80
Indus Tower	243.65	239.00	240.55	242.10	243.55	245.10	248.10	251.10
BHEL	73.75	66.05	68.62	71.18	72.77	75.33	79.48	83.63
Bosch	14780.55	13879.10	14179.58	14480.07	14657.53	14958.02	15435.97	15913.92
BPCL	446.45	430.20	435.62	441.03	447.67	453.08	465.13	477.18
Cipla	903.95	856.05	872.02	887.98	896.97	912.93	937.88	962.83
Coal India	151.85	137.70	142.42	147.13	149.82	154.53	161.93	169.33
Dr. Reddy'S Lab	5237.80	5148.10	5178.00	5207.90	5235.95	5265.85	5323.80	5381.75
Eicher Motors	2564.70	2465.70	2498.70	2531.70	2573.35	2606.35	2681.00	2755.65
Gail	152.80	148.05	149.63	151.22	152.88	154.47	157.72	160.97
Grasim	1389.70	1338.90	1355.83	1372.77	1397.33	1414.27	1455.77	1497.27
HCL Technologies	931.40	909.30	916.67	924.03	932.52	939.88	955.73	971.58
HDFC	2459.85	2390.50	2413.62	2436.73	2476.87	2499.98	2563.23	2626.48
HDFC Bank	1458.20	1426.25	1436.90	1447.55	1463.20	1473.85	1500.15	1526.45
Hero Motocorp	2915.00	2844.05	2867.70	2891.35	2917.65	2941.30	2991.25	3041.20
Hindalco	403.30	381.95	389.07	396.18	401.32	408.43	420.68	432.93
HUL	2359.75	2308.00	2325.25	2342.50	2361.25	2378.50	2414.50	2450.50
ICICI Bank	625.45	612.70	616.95	621.20	627.60	631.85	642.50	653.15
Idea	8.45	8.10	8.22	8.33	8.52	8.63	8.93	9.23
Indusind Bank	967.00	943.80	951.53	959.27	968.93	976.67	994.07	1011.47
Infosys	1337.00	1309.05	1318.37	1327.68	1342.57	1351.88	1376.08	1400.28
ITC	207.75	203.70	205.05	206.40	208.90	210.25	214.10	217.95
Kotak Mahindra Bank	1730.55	1704.55	1713.22	1721.88	1736.12	1744.78	1767.68	1790.58
L&T	1403.45	1365.00	1377.82	1390.63	1412.82	1425.63	1460.63	1495.63
Lupin	1206.85	1151.65	1170.05	1188.45	1203.90	1222.30	1256.15	1290.00
M&M	784.80	762.00	769.60	777.20	785.60	793.20	809.20	825.20
Maruti Suzuki India	6775.90	6665.05	6702.00	6738.95	6796.95	6833.90	6928.85	7023.80
NTPC	111.95	108.75	109.82	110.88	112.02	113.08	115.28	117.48
ONGC	114.90	111.00	112.30	113.60	114.70	116.00	118.40	120.80
Power Grid	233.75	224.80	227.78	230.77	234.38	237.37	243.97	250.57
RIL	1997.05	1927.55	1950.72	1973.88	1995.17	2018.33	2062.78	2107.23
SBI	384.40	372.90	376.73	380.57	385.03	388.87	397.17	405.47
Sun Pharma	703.40	674.85	684.37	693.88	700.32	709.83	725.78	741.73
Tata Motors	314.45	301.25	305.65	310.05	316.50	320.90	331.75	342.60
Tata Motors DVR	149.30	137.20	141.23	145.27	148.58	152.62	159.97	167.32
Tata Power	104.25	100.80	101.95	103.10	105.05	106.20	109.30	112.40
Tata Steel	1164.25	1126.45	1139.05	1151.65	1170.60	1183.20	1214.75	1246.30
TCS	3082.00	3016.20	3038.13	3060.07	3089.03	3110.97	3161.87	3212.77
Tech Mahindra	977.65	938.90	951.82	964.73	975.52	988.43	1012.13	1035.83
Ultratech	6561.20	6285.10	6377.13	6469.17	6612.08	6704.12	6939.07	7174.02
Wipro	511.65	492.50	498.88	505.27	511.53	517.92	530.57	543.22
Yes Bank	13.30	13.00	13.10	13.20	13.30	13.40	13.60	13.80
Zee Entertainment	192.65	185.75	188.05	190.35	193.05	195.35	200.35	205.35

## Disclaimer

For private circulation only

Website: [www.dealmoneyonline.in](http://www.dealmoneyonline.in)

**DISCLAIMER** : SEBI Research Analyst Registration No: INH000002319 For any grievance mail at [compliance@dealmoney.in](mailto:compliance@dealmoney.in)

Dealmoney Securities Private Limited (hereinafter referred to as "Dealmoney") is a registered Member of National Stock Exchange of India Limited, Bombay Stock Exchange Limited and MCX Stock Exchange Limited. Dealmoney is also registered as a Depository Participant with CDSL. Dealmoney is in the process of making an application with SEBI for registering it as a Research Entity in terms of SEBI (Research Analyst) Regulations, 2014. Dealmoney or its associates has not been debarred/ suspended by SEBI or any other regulatory authority for accessing /dealing in securities Market and no material disciplinary action has been taken by SEBI/other regulatory authorities impacting Dealmoney's Equity Research Analysis. Dealmoney or its associates/ analyst including its relatives do not hold any actual/beneficial ownership of more than 1% in the company/ies covered by Analyst (hereinafter referred to as "Subject Company/ies"). Dealmoney or its associates/analyst including its relatives may hold financial interest in the company/ies covered by Analyst (hereinafter referred to as "Subject Company/ies"). Dealmoney or its associates/ analysts or his/her relative does not receive any compensation or other benefits from the subject company/ies mentioned in this research report (hereinafter referred to as "Report") or from a third party in connection with preparation of the report. Accordingly, Dealmoney or its associates/analyst or his/her relative does not have any other material conflict of interest at the time of publication of the Report.

Research analyst/s engaged in preparation of the Report, has not received any compensation / managed or co-managed public offering of securities of the subject company/ies / has not received compensation for investment banking or merchant banking or brokerage services from the subject company/ies / has not received compensation for products or services other than investment banking or merchant banking or brokerage services from the subject company/ies / has not received compensation or other benefits from the subject company/ies or third party in connection with the Report of the subject company/ies during the past twelve months / has not served as an officer, director or employee of subject Company/ies and is not engaged in market making activity of the subject Company/ies.

Dealmoney group companies provides finance related product services like distribution of financial products and as such is a provider of many services like loans, mutual funds, tax & trust planning etc. mentioned in this brochure. And hence, Dealmoney do not warranty / guarantee about performance of any products and customer servicing w.r.t third party products per se.

Third party products are subject to code of conduct to be adhered to by the representatives of Dealmoney and Dealmoney is not responsible for the losses, whether actual or notional incurred by any investor. Services assured and expected may vary from actual service and Dealmoney does not guarantee about the quality of services. Investments in securities and commodities are subject to market and other risks and there is no assurance or guarantee that the objectives of any of the Investments/Schemes/product would be achieved. Past performances are only indicative and returns are not assured and guaranteed by Dealmoney group companies. The price, value of and income from any of the securities or financial instruments mentioned in this report can fall as well as rise. The value of securities and financial instruments is subject to exchange rate fluctuation that may have a positive or adverse effect on the price or income of such securities or financial instruments.

Reports on technical and derivative analysis are based on studying charts of a stock's price movement, outstanding positions and trading volume as opposed to focussing on a company's fundamentals and as such, may not match with a report on a company's fundamentals. The opinions expressed in the Report are our current opinions as of the date of this report and may be subject to change from time to time without notice. Dealmoney or any persons connected with it do not accept any liability arising from use of this material/document/Report.

Information/ opinion conveyed through this material/document/Report are strictly meant for the registered Clients of Dealmoney group of Companies of the respective segments. This information is not intended for distribution to, or use by, any person or entity in any jurisdiction or country where such distribution or use would be contrary to law or regulation or which would subject Dealmoney or its affiliates to any registration requirement within such jurisdiction or country. This information does not constitute an offer to sell or a solicitation of an offer to buy any financial products to any person in any jurisdiction where it is unlawful to make such an offer or solicitation. No part of this material may be duplicated in whole or in part in any form and / or redistributed without the prior written consent of Dealmoney. This material/document/Report is being supplied to you solely for your information, and its contents, information or data may not be reproduced, redistributed or passed on directly or indirectly.

Recipients of the Report shall always independently verify reliability and suitability of the Report and opinions before investing.

For Company details, please visit our website [www.dealmoneyonline.com](http://www.dealmoneyonline.com)

For research related query, write to us at [research@dealmoney.in](mailto:research@dealmoney.in)