

19 September 2016

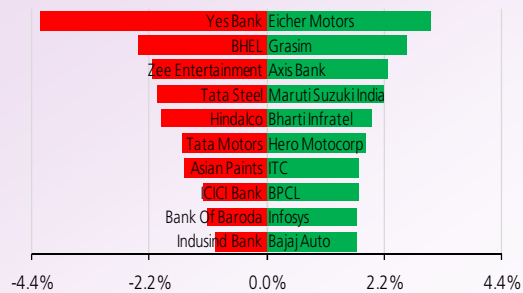
## NIFTY TO TRADE BETWEEN 8700-8850

We expect Nifty to trade between 8700-8850. Breach of 8700 spot could lead towards 8650-8550 levels.

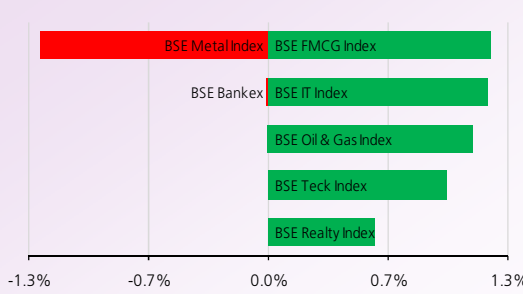
## TRADERS COMMENT

Markets ended higher on Friday, posting a third straight session of gains, as lackluster US data helped ease investors' fears over the likelihood of an interest rate hike by the Federal Reserve this week. Sensex was up points 186.14 points or 0.66% at 28599.03 while NIFTY was up 37.3 points or 0.43% at 8779.85

## NIFTY MOVERS & SHAKERS

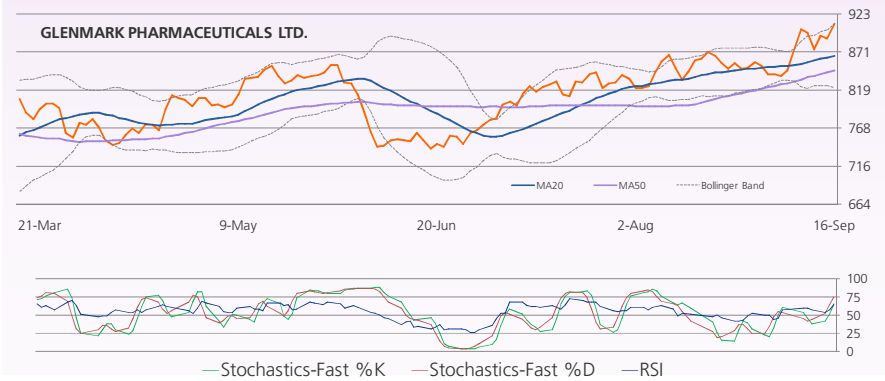


## TOP 5 SECTOR MOVERS



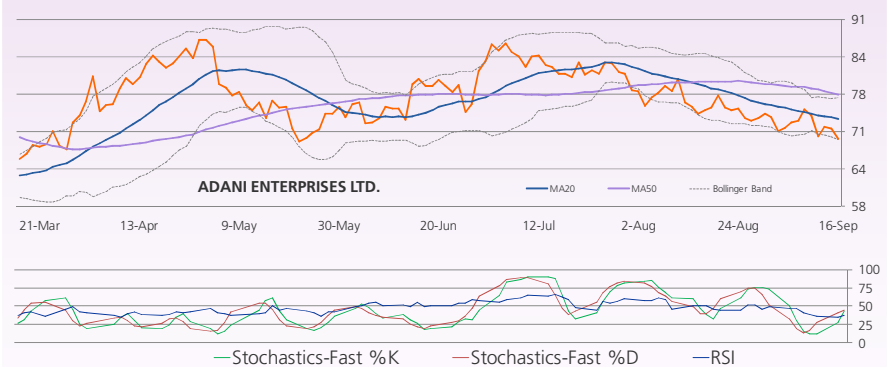
## Chart of the Day Glenmark pharma Ltd Buy above 914

Glenmark pharma Ltd is trading above its 20 DMA support. We recommend a buy above Rs 914 with the stop loss of Rs 895 for the target of Rs 939.



## Technical call of the Day Adani (Sep fut) Sell below Rs 69.50

We recommend a Sell in Adani Enterprises (Sep fut) below Rs 69.50 with the stop loss of Rs 72 for the target of Rs 66.



## Chart of the Day

Buy: Glenmark pharma Ltd CMP: 913.35

## Technical Call of the Day

Sell: Adani Ent (Sep fut) CMP: 69.50

We are also available on:



E-mail : [research@destimoney.com](mailto:research@destimoney.com)  
[www.destimoney.com](http://www.destimoney.com)

STOCKS TRADING IN POSITIVE ZONE: ARVING ,GRASIM  
 STOCKS TRADING IN NEGATIVE ZONE: YESBANK, HDIL

## Corporate Snapshot

- Realty firm **Unitech Ltd's** sales bookings doubled to Rs 362 crores during the quarter ended June 30, compared with the year-ago period, on higher volumes in the commercial segment. Unitech sold 2 million sq ft of area for Rs 362 crores during the first quarter of the current fiscal. The company had sold 0.23 million sq ft area for Rs 178 crores in the corresponding period of the previous fiscal

CMP:	6.5
P/E(ttm):	NA
Impact	Neutral
- Power Grid Corporation of India Ltd** has approved an investment decision worth Rs 562.25 crores. The investment will be made in the transmission system strengthening in the southern region. The work is scheduled to be completed 30 months from the date of investment approval

CMP:	176.1
P/E(ttm):	14.3
Impact	Neutral
- In more trouble for textile manufacturer **Welspun India** and its US subsidiaries, two class action lawsuits have been filed against the company alleging it perpetrated "widespread fraud" for years by using inferior and less expensive cottons in its bedsheets and towels and marketing them as premium Egyptian cotton

CMP:	58.9
P/E(ttm):	9.8
Impact	Neutral
- The Defence Ministry has cleared **Reliance Defence and Engineering Ltd (RDEL)** for defence projects after a financial and technical capability of the company's shipyard was carried out in detail. This move is significant as Defence Ministry gets set to open the bids for Rs 20,000-crores project of making Landing Platform Dock (LPDs)

CMP:	57.4
P/E(ttm):	NA
Impact	Neutral
- Dr Reddy's Laboratories Limited** has expanded its strategic collaboration with Amgen, one of the world's leading independent biotechnology companies, to market and distribute three of Amgen's medicines in India in the therapy areas of oncology and osteoporosis. Under the terms of collaboration, Dr Reddy's will commercialise XGeva (denosumab), Vectibix (panitumumab) and Prolia (denosumab) in the country.

CMP:	3150.2
P/E(ttm):	41.8
Impact	Neutral

ttm = trailing twelve months

## Economic Snapshot

- India has approved an ambitious \$1.04-billion project for constructing and upgrading 558 km of roads to link it with Bangladesh, Bhutan and Nepal and ease the movement of passengers and cargo, as part of the larger effort to increase inter-regional trade by 60 per cent. The project includes, among others, an upgrade of the 122-km Siliguri-Mirik-Darjeeling (\$15 million) and the widening of the 60-km National Highway-35 (Kolkata-Bangaon) on the border with Bangladesh (\$130 million).
- Mauritian companies have invested around \$300 million in the country during January 2003 and July 2016. Mauritius is the largest single investor in India.
- Foreign investors have pumped in Rs 5,790 into the country's capital markets within a fortnight this month, driven by global and domestic factors. The latest infusion comes on top of a whopping inflow of Rs 25,904 in the preceding two months (July-August). Prior to that, foreign portfolio investors (FPIs) had pulled out a total of Rs 4,373 crores from the capital markets (equity and debt) in June and July.

## DERIVATIVES

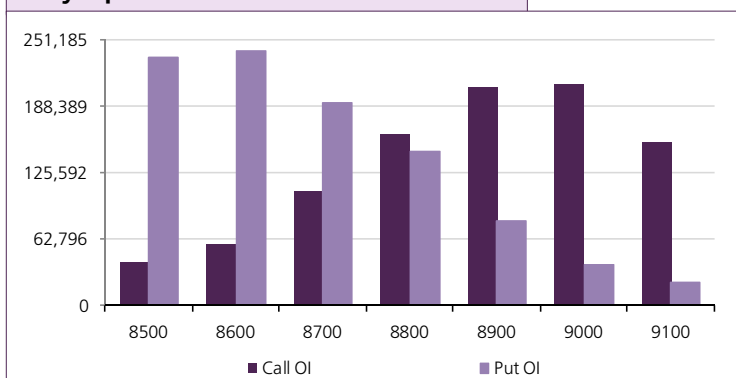
### Open Interest Gainers

Stock	Open Interest (contracts)	OI Change (%)	Price (Rs.)	Price change (%)
TVSMOTOR	6,038,000	21.0%	339.25	5.3%
WOCKPHARMA	4,388,400	17.6%	910.20	8.1%
HAVELLS	3,486,000	13.4%	411.35	-0.2%
UBL	1,041,600	12.9%	832.30	1.1%
DHFL	13,896,000	11.7%	282.40	-1.3%

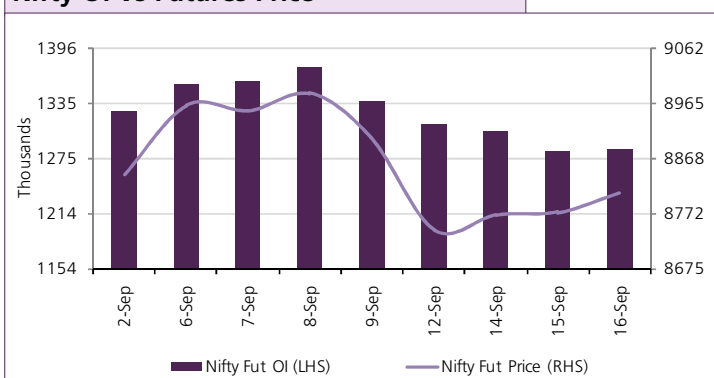
### Open Interest Losers

Stock	Open Interest (contracts)	OI Change (%)	Price (Rs.)	Price change (%)
SUNTV	8,516,000	-12.2%	496.85	-2.5%
OIL	1,462,000	-11.1%	401.10	2.6%
RELINFRA	12,047,100	-8.7%	591.35	1.3%
RECLTD	21,027,000	-8.6%	232.70	1.0%
CROMPGREAV	17,112,000	-7.3%	81.15	0.9%

### Nifty Option OI Distribution



### Nifty OI Vs Futures Price



### Top 5 Traded Stock Futures

Stock	Expiry Date	No of contracts traded	Contract value (Rs. Lacs)	LTP
YESBANK	29-Sep-16	35,453	298,633	1174
WOCKPHARMA	29-Sep-16	35,007	191,777	910
RELIANCE	29-Sep-16	35,375	191,564	1078
AXISBANK	29-Sep-16	21,879	158,864	603
MARUTI	29-Sep-16	18,684	155,964	5575

### Top 5 Traded Stock Options

Stock	Expiry Date	Option Type	Strike price	No of contracts traded	Contract value (Rs. Lacs)	LTP
RELIANCE	29-Sep-16	CE	1,100	14,989	83,428	10.15
MARUTI	29-Sep-16	CE	5,600	5,365	45,718	83.00
RELIANCE	29-Sep-16	CE	1,080	7,825	43,032	17.05
YESBANK	29-Sep-16	CE	1,300	4,518	41,389	4.95
YESBANK	29-Sep-16	CE	1,260	3,794	33,846	8.55

### Top 5 Contract Future Volumes

Stock	Expiry Date	No of Contracts traded	Current Cash Volume	Cash Delivery %
YESBANK	29-Sep-16	35,453	10,291,738	38.4%
RELIANCE	29-Sep-16	35,375	8,988,926	57.0%
WOCKPHARMA	29-Sep-16	35,007	9,708,546	10.8%
AXISBANK	29-Sep-16	21,879	19,309,804	63.1%
RELINFRA	29-Sep-16	19,927	7,031,740	30.2%

### Bottom 5 Contract Future Volumes

Stock	Expiry Date	No of Contracts traded	Current Cash Volume	Cash Delivery %
NHPC	29-Sep-16	200	4,355,692	57.7%
OFSS	29-Sep-16	242	28,699	69.5%
KSCL	29-Sep-16	280	903,897	49.3%
NIITTECH	29-Sep-16	313	369,595	67.5%
JPASSOCIAT	29-Sep-16	356	16,833,308	28.7%

## SUPPORT / RESISTANCE LEVEL

Company Name	Closing Price	S3	S2	S1	Pivot	R1	R2	R3
ACC	1626.30	1586.90	1600.03	1613.17	1626.53	1639.67	1666.17	1692.67
Adani Ports	271.15	260.40	263.98	267.57	271.28	274.87	282.17	289.47
Ambuja Cements	262.40	256.15	258.23	260.32	263.63	265.72	271.12	276.52
Asian Paints	1155.15	1122.75	1133.55	1144.35	1162.80	1173.60	1202.85	1232.10
Aurobindo Pharma	785.15	766.60	772.78	778.97	789.28	795.47	811.97	828.47
Axis Bank	602.20	572.10	582.13	592.17	602.28	612.32	632.47	652.62
Bajaj Auto	2981.60	2834.80	2883.73	2932.67	2981.83	3030.77	3128.87	3226.97
Bank Of Baroda	164.75	156.95	159.55	162.15	166.75	169.35	176.55	183.75
Bharti Airtel	323.60	315.70	318.33	320.97	323.73	326.37	331.77	337.17
Bharti Infratel	351.55	336.85	341.75	346.65	350.75	355.65	364.65	373.65
BHEL	146.65	137.90	140.82	143.73	148.52	151.43	159.13	166.83
Bosch	23438.10	22633.45	22901.67	23169.88	23385.02	23653.23	24136.58	24619.93
BPCL	577.95	556.30	563.52	570.73	576.32	583.53	596.33	609.13
Cipla	593.55	576.20	581.98	587.77	591.88	597.67	607.57	617.47
Coal India	324.55	317.60	319.92	322.23	324.62	326.93	331.63	336.33
Dr. Reddy'S Lab	3150.15	3091.85	3111.28	3130.72	3154.43	3173.87	3217.02	3260.17
Eicher Motors	23135.25	21762.20	22219.88	22677.57	22958.73	23416.42	24155.27	24894.12
Gail	388.40	378.50	381.80	385.10	390.30	393.60	402.10	410.60
Grasim	4853.35	4626.50	4702.12	4777.73	4825.62	4901.23	5024.73	5148.23
HCL Technologies	786.35	757.05	766.82	776.58	783.77	793.53	810.48	827.43
HDFC	1397.35	1369.00	1378.45	1387.90	1402.45	1411.90	1435.90	1459.90
HDFC Bank	1297.85	1263.10	1274.68	1286.27	1295.38	1306.97	1327.67	1348.37
Hero Motocorp	3588.70	3398.30	3461.77	3525.23	3584.12	3647.58	3769.93	3892.28
Hindalco	142.65	136.10	138.28	140.47	144.18	146.37	152.27	158.17
HUL	911.70	890.20	897.37	904.53	916.57	923.73	942.93	962.13
ICICI Bank	267.35	257.00	260.45	263.90	269.75	273.20	282.50	291.80
Idea	85.15	80.95	82.35	83.75	84.90	86.30	88.85	91.40
Indusind Bank	1169.65	1127.70	1141.68	1155.67	1175.88	1189.87	1224.07	1258.27
Infosys	1060.15	1011.70	1027.85	1044.00	1054.25	1070.40	1096.80	1123.20
ITC	260.35	248.60	252.52	256.43	259.32	263.23	270.03	276.83
Kotak Mahindra Bank	806.60	789.45	795.17	800.88	810.42	816.13	831.38	846.63
L&T	1473.20	1438.00	1449.73	1461.47	1480.23	1491.97	1522.47	1552.97
Lupin	1537.35	1500.80	1512.98	1525.17	1540.18	1552.37	1579.57	1606.77
M&M	1406.65	1370.90	1382.82	1394.73	1412.97	1424.88	1455.03	1485.18
Maruti Suzuki India	5573.30	5326.10	5408.50	5490.90	5555.40	5637.80	5784.70	5931.60
NTPC	153.05	147.85	149.58	151.32	154.13	155.87	160.42	164.97
ONGC	250.30	243.00	245.43	247.87	250.43	252.87	257.87	262.87
Power Grid	176.05	165.80	169.22	172.63	176.57	179.98	187.33	194.68
RIL	1075.55	1024.35	1041.42	1058.48	1076.17	1093.23	1127.98	1162.73
SBI	254.30	244.80	247.97	251.13	256.57	259.73	268.33	276.93
Sun Pharma	783.80	768.50	773.60	778.70	786.35	791.45	804.20	816.95
Tata Motors	548.70	524.50	532.57	540.63	554.42	562.48	584.33	606.18
Tata Motors DVR	352.55	340.45	344.48	348.52	354.68	358.72	368.92	379.12
Tata Power	75.45	73.40	74.08	74.77	75.33	76.02	77.27	78.52
Tata Steel	358.85	343.30	348.48	353.67	362.78	367.97	382.27	396.57
TCS	2361.70	2264.00	2296.57	2329.13	2352.57	2385.13	2441.13	2497.13
Tech Mahindra	465.30	449.00	454.43	459.87	464.43	469.87	479.87	489.87
Ultratech	3924.00	3738.20	3800.13	3862.07	3945.03	4006.97	4151.87	4296.77
Wipro	479.40	473.70	475.60	477.50	479.90	481.80	486.10	490.40
Yes Bank	1169.80	1078.45	1108.90	1139.35	1189.35	1219.80	1300.25	1380.70
Zee Entertainment	519.45	496.85	504.38	511.92	524.18	531.72	551.52	571.32

## Disclaimer

Destimoney Securities Private Limited (hereinafter referred to as "Destimoney") is a registered Member of National Stock Exchange of India Limited, Bombay Stock Exchange Limited and MCX Stock Exchange Limited. Destimoney is also registered as a Depository Participant with CDSL. Destimoney is in the process of making an application with SEBI for registering it as a Research Entity in terms of SEBI (Research Analyst) Regulations, 2014. Destimoney or its associates has not been debarred/ suspended by SEBI or any other regulatory authority for accessing /dealing in securities Market and no material disciplinary action has been taken by SEBI/other regulatory authorities impacting Destimoney's Equity Research Analysis. Destimoney or its associates/analyst including its relatives do not hold any actual/beneficial ownership of more than 1% in the company/ies covered by Analyst (hereinafter referred to as "Subject Company/ies"). Destimoney or its associates/analyst including its relatives may hold financial interest in the company/ies covered by Analyst (hereinafter referred to as "Subject Company/ies"). Destimoney or its associates/analysts or his/her relative does not receive any compensation or other benefits from the subject company/ies mentioned in this research report (hereinafter referred to as "Report") or from a third party in connection with preparation of the report. Accordingly, Destimoney or its associates/analyst or his/her relative does not have any other material conflict of interest at the time of publication of the Report.

Research analyst/s engaged in preparation of the Report, has not received any compensation / managed or co-managed public offering of securities of the subject company/ies / has not received compensation for investment banking or merchant banking or brokerage services from the subject company/ies / has not received compensation for products or services other than investment banking or merchant banking or brokerage services from the subject company/ies / has not received compensation or other benefits from the subject company/ies or third party in connection with the Report of the subject company/ies during the past twelve months / has not served as an officer, director or employee of subject Company/ies and is not engaged in market making activity of the subject Company/ies.

Destimoney or its associates are engaged in various financial services business, thus, it might have, received any compensation / managed or co-managed public offering of securities of the subject company/ies / received compensation for investment banking or merchant banking or brokerage services from the subject company/ies / received compensation for products or services other than investment banking or merchant banking or brokerage services from the subject company/ies / received compensation or other benefits from the subject company/ies or third party in connection with the Report of subject company/ies during the past twelve months engaged in market making activity for the subject company/ies.

In the preparation of the material contained in the Report, Destimoney has used information that is publicly available, as also data developed in-house. Some of the material used in the document may have been obtained from members/persons other than Destimoney and which may have been made available to Destimoney. Information gathered & material used in the Report is believed to be from reliable sources. Destimoney has not independently verified all the information and opinions given in this material/document/Report. Accordingly, no representation or warranty, express or implied, is made as to the accuracy, authenticity, completeness or fairness of the information and opinions contained in this material/document/Report. For data reference to any third party in this material no such party will assume any liability for the same.

Destimoney group companies provides finance related product services like distribution of financial products and as such is a provider of many services like loans, mutual funds, tax & trust planning etc. mentioned in this brochure. And hence, Destimoney do not warranty / guarantee about performance of any products and customer servicing w.r.t third party products per se.

Third party products are subject to code of conduct to be adhered to by the representatives of Destimoney and Destimoney is not responsible for the losses, whether actual or notional incurred by any investor. Services assured and expected may vary from actual service and Destimoney does not guarantee about the quality of services. Investments in securities and commodities are subject to market and other risks and there is no assurance or guarantee that the objectives of any of the Investments/Schemes/product would be achieved. Past performances are only indicative and returns are not assured and guaranteed by Destimoney group companies. The price, value of and income from any of the securities or financial instruments mentioned in this report can fall as well as rise. The value of securities and financial instruments is subject to exchange rate fluctuation that may have a positive or adverse effect on the price or income of such securities or financial instruments.

The recipient alone shall be fully responsible, and/or liable for any decision taken on the basis of this material/document/Report. Destimoney does not in any way through this material solicit or offer for purchase or sale of any financial services, commodities, products dealt in this material/document/Report. Destimoney/its affiliates/associates/directors shall not be in any way responsible for any loss or damage of any nature, including but not limited to direct, indirect, punitive, special, exemplary, and consequential, as also any loss of profit that may arise to any person/entity from or in connection with the use of information contained in this material/document/Report. All recipients of this material/document/Report before dealing and/or transacting in any of the products advised, opined or referred to in this material shall make their own investigation, seek appropriate professional advice and make their own independent decision. Noting contained in this material/document/Report should be construed as investment or financial advice. Clients are advised to assess their risk profile/ appetite before acting on any information contained in this material/document/Report. Investors should also refer to risk tag and compare it with its own risk appetite before taking any investment decision.

Reports on technical and derivative analysis are based on studying charts of a stock's price movement, outstanding positions and trading volume as opposed to focussing on a company's fundamentals and as such, may not match with a report on a company's fundamentals. The opinions expressed in the Report are our current opinions as of the date of this report and may be subject to change from time to time without notice. Destimoney or any persons connected with it do not accept any liability arising from use of this material/document/Report.

Information/ opinion conveyed through this material/document/Report are strictly meant for the registered Clients of Destimoney group of Companies of the respective segments. This information is not intended for distribution to, or use by, any person or entity in any jurisdiction or country where such distribution or use would be contrary to law or regulation or which would subject Destimoney or its affiliates to any registration requirement within such jurisdiction or country. This information does not constitute an offer to sell or a solicitation of an offer to buy any financial products to any person in any jurisdiction where it is unlawful to make such an offer or solicitation. No part of this material may be duplicated in whole or in part in any form and / or redistributed without the prior written consent of Destimoney. This material/document/Report is being supplied to you solely for your information, and its contents, information or data may not be reproduced, redistributed or passed on directly or indirectly.

A graph of daily closing prices of securities available at <http://www.nseindia.com/ChartApp/install/charts/mainpage.jsp>, [www.bseindia.com](http://www.bseindia.com) and <http://economictimes.indiatimes.com/markets/stocks/stock-quotes>. (Choose a company from the list on the browser and select the "three years" period in the price chart).

Recipients of the Report shall always independently verify reliability and suitability of the Report and opinions before investing.

For Company details, please visit our website [www.destimoney.com](http://www.destimoney.com)

For research related query, write to us at [research@destimoney.com](mailto:research@destimoney.com)