

Performance Summary

Relative Performance

(Since Mar 31, 2011)	Conservative	Moderate	Aggressive
Relative to NIFTY	96.6%	94.7%	127.1%
Relative to Top Quartile	13.0%	11.2%	43.6%
Relative to Av. MF	43.3%	41.5%	73.9%

Absolute Performance

	Conservative	Moderate	Aggressive	Nifty
1 Yr	1.2%	-2.2%	-4.1%	1.1%
2 Yr	45.5%	38.0%	37.0%	13.4%
3 Yr	95.1%	106.0%	139.5%	51.9%
4 Yr	133.9%	131.1%	169.6%	64.9%
Since Inception	144.4%	142.5%	174.9%	47.8%

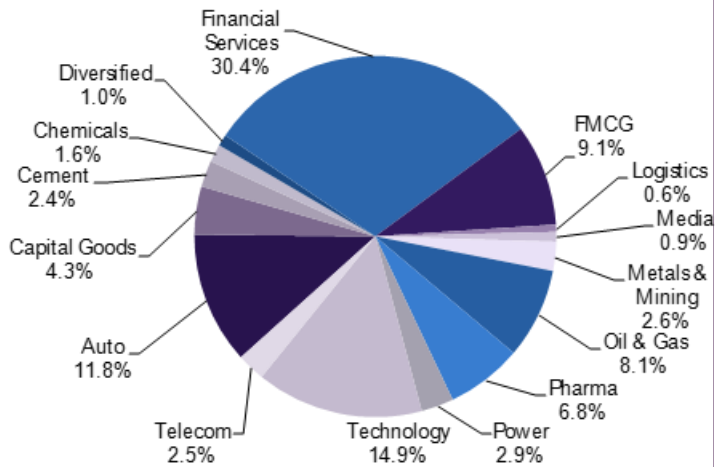
Review and Changes

- All the three model portfolios outperformed average diversified equity mutual fund. Also, all the three model portfolios are in the top quartile of mutual fund performance.
- In our **Aggressive Portfolio**, we are
 - Exiting Kokuyo Camlin
 - Introducing Interglobe Aviation with 6% allocation of AUM
- There are no changes in Conservative and Moderate portfolios.

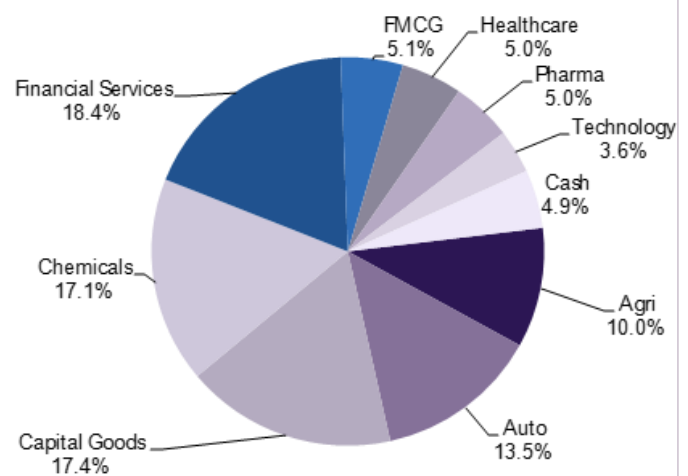
Inception date = Mar 31 2011

Conservative Portfolio

NIFTY: Sectoral Allocation



Portfolio: Sectoral Allocation



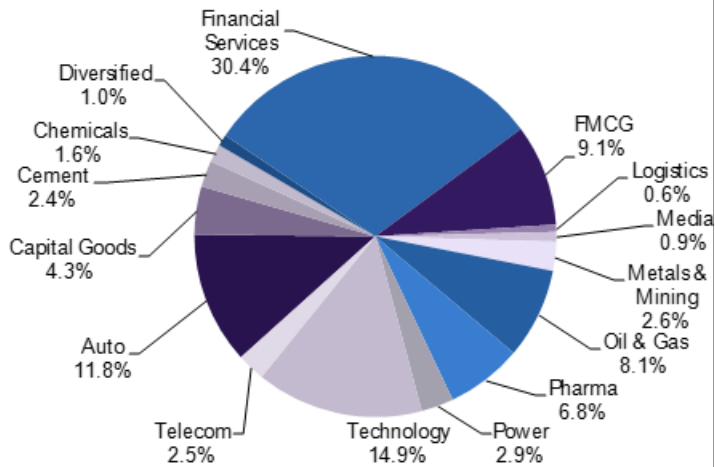
Portfolio Composition

Sr. No.	Sector	Relative to NIFTY	Company	Portfolio Wt.	Rs 1 mn Portfolio Value ^	
					Shares	Value
1	Agri	Overweight	Bayer CropScience Ltd.	10.0%	60	241,044
2	Auto	Underweight	Bosch Ltd.	6.3%	6	146,332
3			Maruti Suzuki India Ltd.	7.2%	35	174,685
4	Capital Goods	Overweight	ABB India Ltd.	4.5%	88	108,768
5			Larsen & Toubro Ltd.	6.6%	107	160,939
6			Siemens Ltd.	6.3%	120	153,534
7	Chemicals	Overweight	Asian Paints Ltd.	9.2%	201	225,743
8			Fdilitte Industries Ltd.	7.9%	260	192,491
9			Housing Development Finance Corporation Ltd.	9.5%	172	230,815
10	Financial Services	Underweight	HDFC Bank Ltd.	5.0%	98	121,932
11			IDFC Bank Ltd.	3.9%	1885	95,098
12	FMCG	Underweight	Hindustan Unilever Ltd.	5.1%	134	124,432
13	Healthcare	Overweight	Narayana Hrudayalaya Ltd.	5.0%	367	122,743
14	Pharma	Underweight	Glaxosmithkline Pharmaceuticals Ltd.	5.0%	38	121,201
15	Technology	Underweight	Info Edge (India) Ltd.	3.6%	109	88,508
16	Cash			4.9%		135,362
Total				100.0%		2,443,628

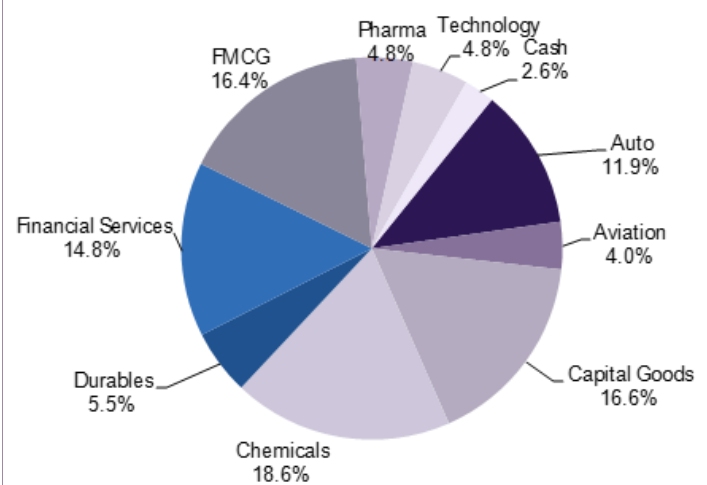
^ Portfolio invested as on Mar 31 2011 i.e. inception date

Moderate Portfolio

NIFTY: Sectoral Allocation



Portfolio: Sectoral Allocation



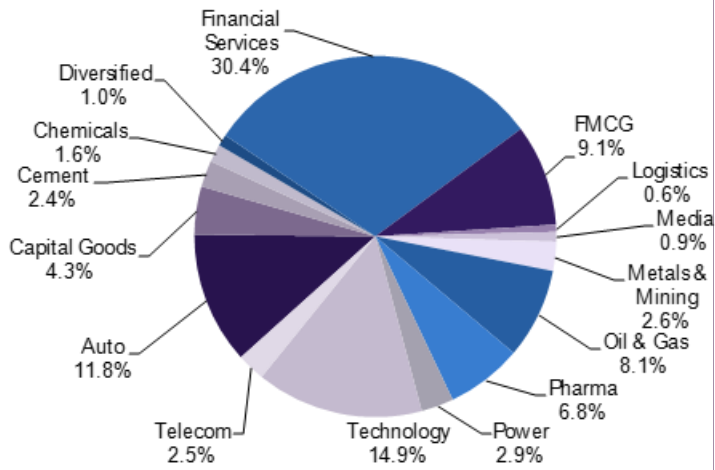
Portfolio Composition

Sr. No.	Sector	Relative to NIFTY	Company	Portfolio Wt.	Rs. 1 mn Portfolio Value ^	
					Shares	Value
1	Auto	Underweight	Maruti Suzuki India Ltd.	7.3%	35	174,685
2			Wabco India Ltd.	4.6%	18	110,788
3	Aviation	Overweight	Interglobe Aviation Ltd.	4.0%	112	96,902
4			Cummins India Ltd.	5.3%	151	128,441
5	Capital Goods	Overweight	Kalpataru Power Transmission Ltd.	4.8%	443	117,439
6			Larsen & Toubro Ltd.	6.5%	104	156,426
7	Chemicals	Overweight	Asian Paints Ltd.	11.5%	247	277,406
8			Pdilite Industries Ltd.	7.2%	235	173,982
9	Durables	Overweight	Crompton Greaves Consumer Electricals Ltd.	5.5%	824	133,447
10			Housing Development Finance Corporation Ltd.	5.8%	104	139,563
11	Financial Services	Underweight	HDFC Bank Ltd.	5.0%	96	119,443
12			IDFC Bank Ltd.	4.0%	1936	97,671
13			ITC Ltd.	5.3%	492	128,018
14	FMCG	Underweight	Marico Ltd.	5.8%	467	139,796
15			Nestle India Ltd.	5.3%	18	122,981
16	Pharma	Underweight	Glaxosmithkline Pharmaceuticals Ltd.	4.8%	36	114,822
17	Technology	Underweight	Info Edge (India) Ltd.	4.8%	143	116,116
18	Cash			2.6%		77,436
Total				100.0%		2,425,363

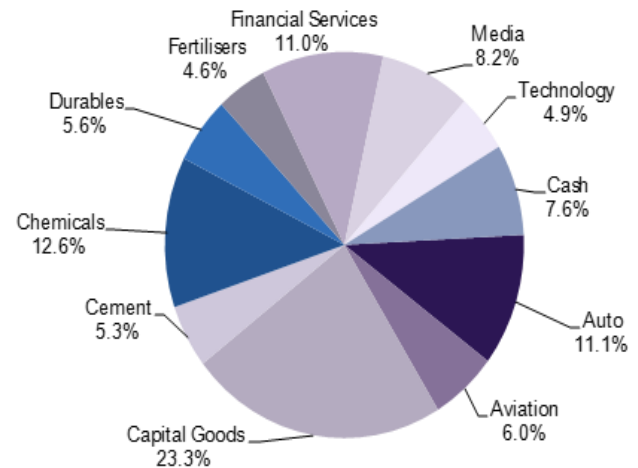
^ Portfolio invested as on Mar 31 2011 i.e. inception date

Aggressive Portfolio

NIFTY: Sectoral Allocation



Portfolio: Sectoral Allocation



Portfolio Composition

Sr. No.	Sector	Relative to NIFTY	Company	Portfolio Wt.	Rs. 1 mn Portfolio Value ^	
					Shares	Value
1	Auto	Underweight	Maruti Suzuki India Ltd.	11.1%	60	299,460
2	Aviation	Overweight	Interglobe Aviation Ltd.	6.0%	190	164,388
3			Cummins India Ltd.	4.6%	149	126,739
4	Capital Goods	Overweight	KNR Construction Ltd.	4.9%	223	133,733
5			Shanthy Gears Ltd.	4.5%	1044	124,236
6			Siemens Ltd.	9.2%	198	253,331
7	Cement	Underweight	JK Lakshmi Cement Ltd.	5.3%	339	145,838
8	Chemicals	Overweight	Asian Paints Ltd.	5.7%	140	157,234
9			Fidilite Industries Ltd.	6.8%	253	187,309
10	Durables	Overweight	Crompton Greaves Consumer Electricals Ltd.	5.6%	947	153,367
11	Fertilisers	Overweight	Coromandel International Ltd.	4.6%	503	124,920
12	Financial Services	Underweight	HDFC Bank Ltd.	6.8%	150	186,630
13			IDFC Bank Ltd.	4.2%	2266	114,320
14	Media	Underweight	TV18 Broadcast Ltd.	8.2%	5715	225,171
15	Technology	Underweight	Info Edge (India) Ltd.	4.9%	164	133,168
16	Cash			7.6%		219,515
Total				100.0%		2,749,358

^ Portfolio invested as on Mar 31 2011 i.e. inception date

Portfolio Changes

Date	Conservative	Moderate	Aggressive
2-Aug-16			Exited - Kokuyo Camlin Added - Interglobe Aviation with 6% of AUM
29-Jun-16	Reduced - Asian Paint by 5% Added - Narayana Hrudayalaya 5%	Reduce - Wabco, Infoedge by 4% each Added - Crompton Consumer (5%), Kalpataru Power Transmission (5%), Indigo 5%	Exited - Ingersoll Rand, Torrent Power Reduced - Infoedge by 4% Added - Coromandel International (5%), J K Lakshmi Cement (5%), Crompton Consumer (5%)
8-Feb-16	Exited - IDFC Increased - IDFC Bank to 5% of AUM	Exited - IDFC, Just Dial, Snowman Logistics, Tube Investments Added - ITC, Marico with 5% allocation each Increased - IDFC Bank to 5% of AUM	Exited - IDFC, Just Dial Increased - IDFC Bank to 5% of AUM
11-Dec-15		Added- Nestle India with 5% allocation	Reduced - Kokuyo Camlin by 5% Added- KNR Construction with 5% allocation
12-Jun-15		Exited- Gujarat Pipavav Port Ltd Added - CumminsIndia Ltd with 7% allocation	Exited- Gujarat Pipavav Port Ltd Added - CumminsIndia Ltd with 6% allocation
3-Jun-15	Exited- Nestle India Ltd	Exited- Nestle India Ltd	Exited- Nestle India Ltd
1-Apr-15		Added - Snowman Logistics with 5% allocation	
2-Feb-15			Added - Torrent Power with 6% allocation
22-Jan-15		Exited- Ashok Leyland Ltd Added - Tube Investments with 6% allocation	
28-Nov-14			Exited - Ashok Leyland Added - TV18 Broadcast with 7% allocation
9-Sep-14	Exited- Coal India Ltd Added - IDFC Ltd with 8% allocation	Exited - Kalpataru Power & Transmission Ltd Increased - IDFC to 10% of AUM	
28-Aug-14			Exited - Central Bank of India
5-Aug-14		Reduced - Just Dial to 5% of AUM Added - Info Edge to 10% of AUM	Added - Info Edge to 10% of AUM
9-Jul-14			Exited - HCC
4-Jul-14			Added - Kokuyo Camlin (8%)
1-Jul-14			Reduced - HCC to 6% of AUM
6-Jun-14	Exited - EIH, ITC Reduced - HDFC Bank to 5% of AUM Increased - HDFC and Asian Paints each to 10% of AUM		
28-May-14	Exited- Alstom T&D Added - Info Edge with 5% allocation	Exited- ITC Added - Info Edge with 5% allocation	Exited- ITC, ICRA Added - Info Edge with 7% allocation
20-May-14	Exited - Sanofi India Ltd Reduced -HUL to 5% of AUM Added - Alstom T&D (5%), Coal India (5%)	Exited - MT Educare Increased -Justdial to 8% of AUM	Added - Shanthi Gears with 5% allocation
13-May-14	Exited- GSK Consumer Added - M aruti Suzuki (5%)	Exited- Bayer Cropsciences Reduced - Pidilite Industries to 5% of AUM Added - M aruti Suzuki (5%)	Exited- Bayer Cropsciences, Colgate Palmolive, Alstom India Reduced - Pidilite Industries to 5% of AUM Added - M aruti Suzuki (8%), Central Bank of India (5%)
23-Apr-14		Exited - Merck Ltd Added - Wabco Ltd with 5% allocation	Added - Ingersoll Rand with 6% allocation
5-Mar-14	Exited - Cipla Ltd Increased - Glaxo Pharma to 7.8% of AUM		Exited - Mahindra & Mahindra Ltd Increased - IDFC to 7.3% of AUM
8-Jan-14	Exited - NTPC Increased -LT to 8% of AUM	Exited - NTPC Increased -LT to 8%, IDFC to 6% of AUM	Increased - Siemens to 9% of AUM
1-Jan-14			Replacing Godrej Consumer Products Ltd with Colgate Palmolive (India) Ltd
3-Dec-13	Exited - Bluedart Added - EIH Ltd with 5% allocation	Added - Kalpataru Power with 5% allocation	Exited - Pfizer Ltd Added - HCC with 5% allocation

Portfolio Changes

Date	Conservative	Moderate	Aggressive
20-Nov-13			Reduced - Justdial to 7.5% and Pfizer to 6.4% of AUM Added - Alstom India with 8% allocation
14-Nov-13	Added - ABB Ltd with 4% allocation Added - L&T with 4% allocation	Added - Ashok Leyland with 5% allocation	Added - Siemens Ltd with 5% allocation
12-Nov-13	Exited - Cummins India Ltd Added - Siemens with 5% allocation	Exited - Elgi Equipment Ltd Added - L&T with 5% allocation	Exited - Glenmark Pharma Added - Ashok Leyland with 4% allocation
9-Oct-13		Exited - Blue Dart Express Ltd Added - IDFC Ltd with 3% allocation	Exited - Blue Dart Express Ltd Added - IDFC Ltd with 5% allocation
7-Oct-13		Reduced - NTPC by 3% of AUM Added - GPPL with 3% allocation	Exited - Jubilant Foodworks Reduced - Bayer Cropscience to 5% of AUM Added - GPPL, M&M with 3% allocation each
30-Sep-13		Exited - SBI Added - MT Educare with 4% allocation	
16-Aug-13	Increased - HDFC Bank to 8%	Added - HDFC Bank with 5% allocation	Increased - HDFC Bank to 8%
31-Jul-13	Exited - BHEL Reduced - HUL, GSK Consumer, HDFC, Nestle, ITC by 1% each Added - HDFC Bank with 5% allocation	Exited - L&T, Procter & Gamble Hygiene and Healthcare Increased - NTPC to 10% of AUM	Exited - L&T, Sobha Developers, PNB Reduced - Pidilite to 10%, Nestle to 9%, ITC to 5% of AUM Increased - Pfizer to 10% of AUM Added - HDFC Bank with 5% allocation
23-Jul-13			Increased - Just Dial Ltd to 7% of AUM
19-Jul-13	Exited - Mahindra & Mahindra, Trent Ltd Added - Cummins India Ltd with 5% allocation	Exited - Mahindra & Mahindra Added - Just Dial Ltd with 3% allocation	Exited - Mahindra & Mahindra, Wipro Ltd Added - Just Dial Ltd with 3.5% allocation
25-Jun-13			Exiting Marico as stoploss got triggered
7-Jun-13		Replaced - Hindustan Unilever by Nestle India	Replaced - Hindustan Unilever by Nestle India
31-May-13			Added - GCPL with 4% allocation
10-May-13	Reduced - Blue Dart by 2% of AUM	Reduced - Blue Dart by 2% of AUM	Reduced - Blue Dart by 2% of AUM
14-Mar-13	Exited - HDFC Bank		Exited - Titan Industries
8-Mar-13			Added - Glenmark Pharma (5%)
1-Mar-13			Replaced - Dabur India by Titan Industries
12-Feb-13		Exited - Jyothy Labs, Speciality Restaurants Increased - HDFC to 7.5%, Asian Paints to 10%	Exited - Jyothy Labs, Merck, Speciality Restaurants
6-Feb-13	Exited - Crisis	Exited - Crisis	
31-Jan-13	Exited - Power Grid Corporation, State Bank of India, Tata Power Added - Asian Paints (5%), HDFC Bank (5%)	Exited - Pfizer, TCS Reduced - Bayer Cropscience to 3% of AUM Increased - Asian Paints to 8%, Pidilite Industries to 8% of AUM	Exited - Tube Investments of India Added - Pidilite Industries (10%)
23-Jan-13	Exited - Infosys Added - Hindustan Unilever (8%)	Increased - Hindustan Unilever to 8% of AUM	Increased - Hindustan Unilever to 8% of AUM
11-Jan-13	Exited - Gail India, Merck Reduced - ITC to 5% of AUM Added - Pidilite Industries, GlaxoSmithKline Pharmaceuticals, Bosch with 5% each	Reduced - ITC to 5% Increased - GlaxoSmithKline Pharmaceuticals to 6% Added - Pidilite Industries (4%), Elgi Equipments (4%)	Reduced - ITC to 5% of AUM Added - Pidilite Industries (5%), Jubilant Foodworks (5%)
30-Aug-12	Reduced - Blue Dart to 4%, M&M to 3%	Reduced - Blue Dart to 4%, M&M to 3%, Jyothy Labs to 4% Exited - Tube Investments, Gillette India, IFCI Added - Asian Paints (5%), Specialty Restaurant (5%), Procter & Gamble Hygiene and Healthcare (4%)	Added - Specialty Restaurant (5%) and Marico (4%) Reduced - Blue Dart to 4%, M&M to 3%, Jyothy Labs to 5%, Tube Investments to 2.5%, Sobha Developers to 2% Exited - Gillette India, IFCI Increased - Asian Paints to 5%
30-Apr-12		Replaced - Colgate Pamolive by Gillette India	Replaced - Britannia Industries by Dabur India, Colgate Pamolive by Gillette, Jain Irrigation by Asian Paints

Portfolio Changes

Date	Conservative	Moderate	Aggressive
31-Jan-12			Exited Jain Irrigation DVR
30-Nov-11		Added - Colgate Palmolive (5%) Exited - Asian Paints	Added - Colgate Palmolive (5%)
25-Nov-11		Exited - Maruti, Pantaloon Retail	Exited - Pantaloon Retail
16-Nov-11			Exited - Ajanta Pharma
15-Nov-11	Increased - M & M to 6%	Increased - M & M to 6%	Increased - M & M to 6%
1-Nov-11	Added - Bayer Crop Science (5%)	Added - Bayer Crop Science (5%), Pfizer (5%)	Added - Bayer Crop Science (5%), Pfizer (7%)
1-Nov-11	Exited -DLF, HDFC Bank, ICRA	Exited- BHEL, Sobha Developers, PNB, Reliance Industries	Exited -Crompton Greaves, Allahbad Bank, HDFC Bank, Tamilnadu Newsprint Increased - Britannia by 3%
31-Oct-11	Added - M & M (5%), Merck (5%)	Added - M & M (5%), Merck (5%)	Added - Merck (5%), Britannia Industries (3%) Increased - M & M to 6% Replaced - Grasim by Ajanta Pharma Reduced - Hindustan Unilever to 3.7% of AUM
30-Sep-11		Replaced - GSK Consumer Healthcare by Asian Paints	Replaced - Dabur India by Hindustan Unilever, Sun Pharmaceuticals by Grasim
19-Sep-11	Exited - Maruti Suzuki	Exited - Maruti Suzuki	Exited - Maruti Suzuki
30-Aug-11		Replaced -Gillette India by GSK Consumer Healthcare	Replaced - Apollo Hospital Enterprises by Sun Pharma, P&G Hygiene and Healthcare by Dabur India
9-Aug-11		Exited - ICICI Bank, Kotak Mahindra Bank Reduced- IFCI, PNB and SBI by 1% each Introduced - HDFC (4%) and HUL (4%) Increased - NTPC by 2.5% of AUM	Exited - ICICI Bank, Kotak Mahindra Bank Reduced - Allahbad Bank by 2%, PNB by 3% Introduced -HDFC Bank (4%) and ITC (6%) Increased- P&G Hygiene by 1% of AUM
29-Jul-11		Replaced- Tata Power by Gillette India	Replaced- Lupin by Apollo Hospital Enterprises, EIH by P&G Hygiene and Healthcare
20-Jul-11	Reduced-DLF by 2% of AUM	Reduced - Sobha Developers by 2% of AUM	Reduced - Crompton Greaves by 2% and L&T by 2% of AUM Increased - Allahbad Bank to 5% of AUM
30-Jun-11		Replaced - Dabur by Tata Power	Replaced - Pfizer by Lupin, Aditya Birla Nuvo by EIH
27-Jun-11	Reduced- Maruti Suzuki to 2% of AUM	Added - PNB 4% of AUM Reduced -Maruti Suzuki to 2% of AUM Exited - Suprajit Engineering Increased - SBI 7%, NTPC 6% of AUM	Reduced - Maruti Suzuki to 2%, M & M to 2% of AUM Exited - GEI Industrial Systems Added - PNB 7% of AUM
16-Jun-11		Replaced - Britannia Industries by Dabur	Replaced - Godrej Consumer Products by Pfizer
31-May-11		Added - Tube Investments of India 3.2% of AUM Replaced - Exide by Britannia Industries	Added - Tube Investments of India 4.3% of AUM Replaced- Lupin by Aditya Birla Nuvo, Colgate Palmolive, Godrej Consumer Products Exited - Dr Reddy's Lab
19-May-11			
18-May-11		Exited - ONGC	
5-May-11			Replaced - Deepak Fertilizers by Lupin
29-Apr-11	Reduced - Blue Dart to 4.5% of AUM	Reduced - Blue Dart to 4.5% of AUM Replaced - Biocon by ONGC, Onmobile by Suprajit Engineering	Reduced - Blue Dart to 4.5% of AUM Replaced - Elder Pharma by Jain Irrigation, Onmobile by GEI Industrial, Godrej Industries by Dr. Reddy lab, Opto Circuits by Deepak Fertilisers, Gitanjali Gems by Colgate Palmolive
31-Mar-11	Portfolio Incorporated	Portfolio Incorporated	Portfolio Incorporated

Disclaimer

Destimoney Securities Private Limited (hereinafter referred to as "Destimoney") is a registered Member of National Stock Exchange of India Limited, Bombay Stock Exchange Limited and MCX Stock Exchange Limited. Destimoney is also registered as a Depository Participant with CDSL. Destimoney is in the process of making an application with SEBI for registering it as a Research Entity in terms of SEBI (Research Analyst) Regulations, 2014. Destimoney or its associates has not been debarred/suspended by SEBI or any other regulatory authority for accessing /dealing in securities Market and no material disciplinary action has been taken by SEBI/other regulatory authorities impacting Destimoney's Equity Research Analysis. Destimoney or its associates/analyst including its relatives do not hold any actual/beneficial ownership of more than 1% in the company/ies covered by Analyst (hereinafter referred to as "Subject Company/ies"). Destimoney or its associates/analyst including its relatives may hold financial interest in the company/ies covered by Analyst (hereinafter referred to as "Subject Company/ies"). Destimoney or its associates/analysts or his/her relative does not receive any compensation or other benefits from the subject company/ies mentioned in this research report (hereinafter referred to as "Report") or from a third party in connection with preparation of the report. Accordingly, Destimoney or its associates/analyst or his/her relative does not have any other material conflict of interest at the time of publication of the Report.

Research analyst/s engaged in preparation of the Report, has not received any compensation / managed or co-managed public offering of securities of the subject company/ies / has not received compensation for investment banking or merchant banking or brokerage services from the subject company/ies / has not received compensation for products or services other than investment banking or merchant banking or brokerage services from the subject company/ies / has not received compensation or other benefits from the subject company/ies or third party in connection with the Report of the subject company/ies during the past twelve months / has not served as an officer, director or employee of subject Company/ies and is not engaged in market making activity of the subject Company/ies.

Destimoney or its associates are engaged in various financial services business, thus, it might have, received any compensation / managed or co-managed public offering of securities of the subject company/ies / received compensation for investment banking or merchant banking or brokerage services from the subject company/ies / received compensation for products or services other than investment banking or merchant banking or brokerage services from the subject company/ies / received compensation or other benefits from the subject company/ies or third party in connection with the Report of subject company/ies during the past twelve months engaged in market making activity for the subject company/ies.

In the preparation of the material contained in the Report, Destimoney has used information that is publicly available, as also data developed in-house. Some of the material used in the document may have been obtained from members/persons other than Destimoney and which may have been made available to Destimoney. Information gathered & material used in the Report is believed to be from reliable sources. Destimoney has not independently verified all the information and opinions given in this material/document/Report. Accordingly, no representation or warranty, express or implied, is made as to the accuracy, authenticity, completeness or fairness of the information and opinions contained in this material/document/Report. For data reference to any third party in this material no such party will assume any liability for the same.

Destimoney group companies provides finance related product services like distribution of financial products and as such is a provider of many services like loans, mutual funds, tax & trust planning etc. mentioned in this brochure. And hence, Destimoney do not warranty / guarantee about performance of any products and customer servicing w.r.t third party products per se.

Third party products are subject to code of conduct to be adhered to by the representatives of Destimoney and Destimoney is not responsible for the losses, whether actual or notional incurred by any investor. Services assured and expected may vary from actual service and Destimoney does not guarantee about the quality of services. Investments in securities and commodities are subject to market and other risks and there is no assurance or guarantee that the objectives of any of the Investments/Schemes/product would be achieved. Past performances are only indicative and returns are not assured and guaranteed by Destimoney group companies. The price, value of and income from any of the securities or financial instruments mentioned in this report can fall as well as rise. The value of securities and financial instruments is subject to exchange rate fluctuation that may have a positive or adverse effect on the price or income of such securities or financial instruments.

The recipient alone shall be fully responsible, and/or liable for any decision taken on the basis of this material/document/Report. Destimoney does not in any way through this material solicit or offer for purchase or sale of any financial services, commodities, products dealt in this material/document/Report. Destimoney/its affiliates/associates/directors shall not be in any way responsible for any loss or damage of any nature, including but not limited to direct, indirect, punitive, special, exemplary, and consequential, as also any loss of profit that may arise to any person/entity from or in connection with the use of information contained in this material/document/Report. All recipients of this material/document/Report before dealing and/or transacting in any of the products advised, opined or referred to in this material shall make their own investigation, seek appropriate professional advice and make their own independent decision. Noting contained in this material/document/Report should be construed as investment or financial advice. Clients are advised to assess their risk profile/ appetite before acting on any information contained in this material/document/Report. Investors should also refer to risk tag and compare it with is own risk appetite before taking any investment decision.

Reports on technical and derivative analysis are based on studying charts of a stock's price movement, outstanding positions and trading volume as opposed to focussing on a company's fundamentals and as such, may not match with a report on a company's fundamentals. The opinions expressed in the Report are our current opinions as of the date of this report and may be subject to change from time to time without notice. Destimoney or any persons connected with it do not accept any liability arising from use of this material/document/Report.

Information/ opinion conveyed through this material/document/Report are strictly meant for the registered Clients of Destimoney group of Companies of the respective segments. This information is not intended for distribution to, or use by, any person or entity in any jurisdiction or country where such distribution or use would be contrary to law or regulation or which would subject Destimoney or its affiliates to any registration requirement within such jurisdiction or country. This information does not constitute an offer to sell or a solicitation of an offer to buy any financial products to any person in any jurisdiction where it is unlawful to make such an offer or solicitation. No part of this material may be duplicated in whole or in part in any form and / or redistributed without the prior written consent of Destimoney. This material/document/Report is being supplied to you solely for your information, and its contents, information or data may not be reproduced, redistributed or passed on directly or indirectly.

A graph of daily closing prices of securities available at <http://www.nseindia.com/ChartApp/install/charts/mainpage.jsp>, www.bseindia.com and <http://economictimes.indiatimes.com/markets/stocks/stock-quotes>. (Choose a company from the list on the browser and select the "three years" period in the price chart).