

7 December 2016

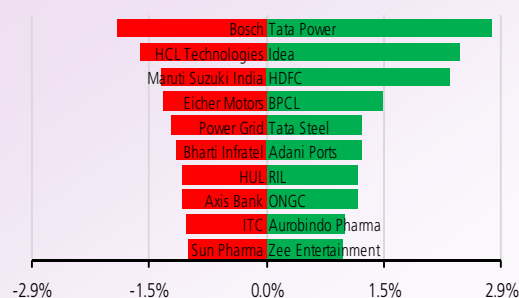
## NIFTY TO TRADE BETWEEN 8000-8200

Positionally, Nifty is range-bound between 8000/8200 levels and breakout on either side would indicate next short term trend. Intraday Supports are at 8100/8050 levels & Resistance at 8200/8250 levels.


## TRADERS COMMENT

Extending gains for the second straight session, the benchmark indices settled the day higher as gains in Asian markets and expectations of an interest rate cut by the Reserve Bank of India (RBI) in its policy review tomorrow aided sentiment. Sensex was up 43.66 points or 0.17% at 26392.76, while NIFTY was up 14.40 points or 0.18% at 8143.15.

## NIFTY MOVERS & SHAKERS

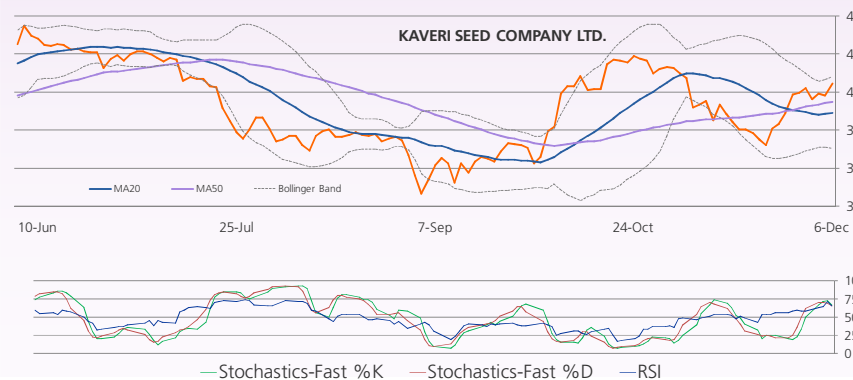


## TOP 5 SECTOR MOVERS



## Chart of the Day KSCL Buy above 422

KSCL managed to close above its 20DMA with a rise in volume. We recommend a buy above Rs422 with the stop loss of Rs409 for the target of Rs440.



## Chart of the Day

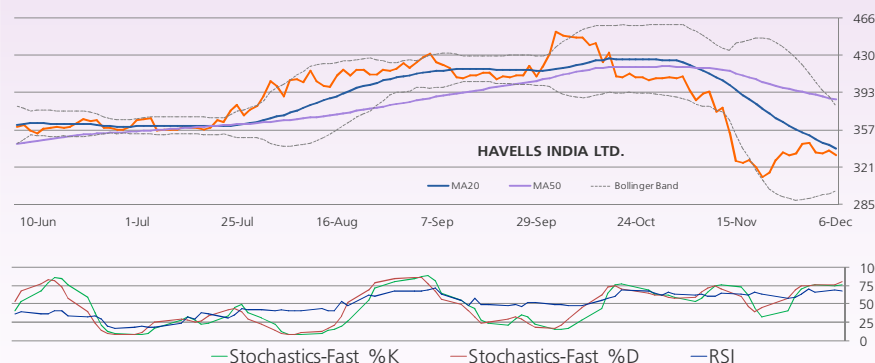
Buy: KSCL Ltd CMP:417.95

## Technical Call of the Day

Sell: Havells Ltd Dec Fut CMP:333.30

## Technical call of the Day Havells Ltd Dec Future Sell below Rs330

We recommend a Sell in Havells Ltd Dec Future only below Rs330 with the stop loss of Rs343 for the target of Rs311.



We are also available on:



E-mail : [research@destimoney.com](mailto:research@destimoney.com)  
[www.destimoney.com](http://www.destimoney.com)

STOCKS TRADING IN POSITIVE ZONE: BHARATFORGE, TORRENTPOWER  
 STOCKS TRADING IN NEGATIVE ZONE: CONCOR, AXISBANK

## Corporate Snapshot

- State-owned construction firm **NBCC** has secured business worth Rs 24,694 crore during last month. The total business of Rs 24,694.23 crore secured in November includes re-development work of 3 GPRA colonies at Sarojini Nagar, Nauroji nagar and Netaji Nagar valued at Rs 24,682 crore based on the MoU signed with the Ministry of Urban Development.

CMP:	234.0
P/E(ttm):	45.1
Impact	Neutral
- Lupin** has received approval from the US health regulator to market generic Desoximetasone ointment, used to treat inflammation and itching, in the American market. The company's US-based subsidiary, Lupin Pharmaceuticals Inc, has received final approval for the product from the US Food and Drug Administration (USFDA). The Mumbai-based company's product is the generic version of Taro Pharmaceuticals Inc's Topicort Ointment.

CMP:	1527.1
P/E(ttm):	20.1
Impact	Neutral
- Ballarpur Industries** reported a consolidated net loss of Rs. 523.57 crore for the second quarter ended September 30, 2016. The company, which makes writing and printing paper, had posted a net profit of Rs. 30.8 crore in the same period of the previous fiscal. Total income from operations fell 56.56 per cent to Rs. 461.76 crore from Rs. 1,063.11 crore in the year-ago period

CMP:	15.5
P/E(ttm):	NA
Impact	Neutral
- Adani Enterprises** has incorporated its wholly-owned arm Adani Cementation. The company has incorporated a wholly-owned subsidiary namely "Adani Cementation Ltd" (ACL) on December 06, 2016. The company further said that ACL is yet to commence its business operations.

CMP:	69.8
P/E(ttm):	15.7
Impact	Neutral
- Bank of Baroda** on Tuesday reduced the marginal cost of funds-based lending rate (MCLR) by 20 basis points (bps) across tenures. The bank's one-year MCLR now stands at 9.05%. MCLR on overnight borrowings and loans with tenures between one month and five years will now range between 8.8% and 9.25%. Banks review their MCLR every month.

CMP:	162.3
P/E(ttm):	NA
Impact	Neutral

ttm = trailing twelve months

## Economic Snapshot

- In order to promote digital transactions across the country, government has asked banks to install one million additional points of sale (PoSes) within four months. To this end, banks have already placed orders for 600,000 PoS machines and another 400,000 are likely to be ordered in the next few days. There are about 1.5 million PoS terminals currently across merchants to facilitate card-based payments.
- The Reserve Bank of India (RBI) has removed the so-called two-factor authentication for online card transactions involving sums up to Rs2,000, in a move aimed at simplifying and encouraging electronic payments. The move will likely help cab aggregators, online movie ticket sellers and even e-commerce marketplaces. Currently, any online transaction involving a card requires users to first enter card details on the merchant's payment gateway, wait for a one-time password (OTP) to be sent to their mobile phone, and then use this number to complete the purchase. To be sure, discarding two-factor authentication for purchases up to Rs2,000 is an opt-in service, which means that customers will have to specifically opt for it.

## DERIVATIVES

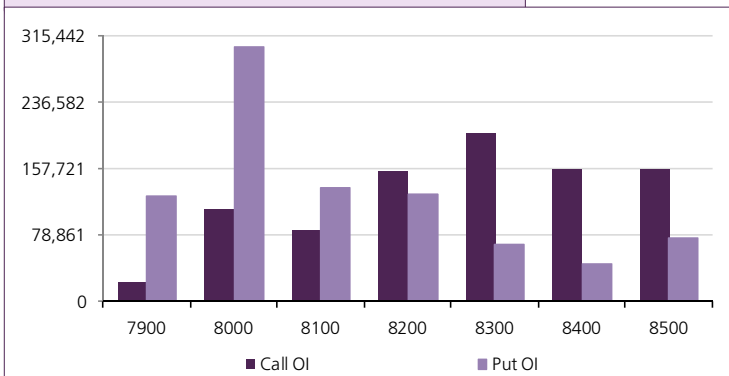
### Open Interest Gainers

Stock	Open Interest (contracts)	OI Change (%)	Price (Rs.)	Price change (%)
CROMPGREAV	13,944,000	24.4%	66.60	-2.9%
PNB	42,861,000	12.4%	134.80	-1.1%
TORNTPOWER	2,424,000	9.5%	182.95	4.3%
CEATLTD	1,123,500	9.3%	1270.00	0.0%
NTPC	16,044,000	7.8%	163.85	0.3%

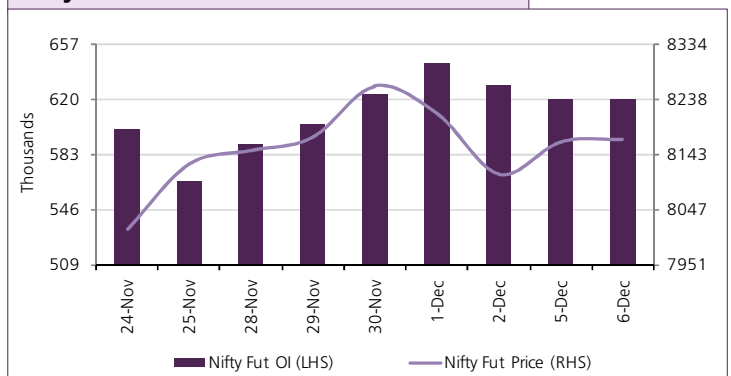
### Open Interest Losers

Stock	Open Interest (contracts)	OI Change (%)	Price (Rs.)	Price change (%)
IGL	1,380,500	-12.1%	833.90	1.5%
BEL	1,480,050	-7.2%	1459.95	1.4%
MRF	27,225	-6.2%	50400.95	-0.3%
OIL	1,118,600	-4.9%	437.60	0.0%
ADANIENT	13,584,000	-4.7%	70.10	-0.1%

### Nifty Option OI Distribution



### Nifty OI Vs Futures Price



### Top 5 Traded Stock Futures

Stock	Expiry Date	No of contracts traded	Contract value (Rs. Lacs)	LTP
SUNTV	29-Dec-16	13,860	134,716	477
VEDL	29-Dec-16	7,097	97,348	229
SBIN	29-Dec-16	11,760	91,611	260
YESBANK	29-Dec-16	9,307	77,741	1195
TATASTEEL	29-Dec-16	8,716	72,868	420

### Top 5 Traded Stock Options

Stock	Expiry Date	Option Type	Strike price	No of contracts traded	Contract value (Rs. Lacs)	LTP
SUNTV	29-Dec-16	CE	500	1,520	15,756	13.95
TATASTEEL	29-Dec-16	CE	420	1,645	14,257	14.60
SUNTV	29-Dec-16	CE	520	1,279	13,622	8.80
SBIN	29-Dec-16	CE	260	1,594	12,886	9.70
MARUTI	29-Dec-16	CE	5,300	1,546	12,526	79.75

### Top 5 Contract Future Volumes

Stock	Expiry Date	No of Contracts traded	Current Cash Volume	Cash Delivery %
SUNTV	29-Dec-16	13,860	9,650,153	10.3%
SBIN	29-Dec-16	11,760	10,048,459	22.0%
YESBANK	29-Dec-16	9,307	2,264,411	29.9%
MARUTI	29-Dec-16	9,264	646,660	36.7%
AXISBANK	29-Dec-16	8,857	5,465,618	53.3%

### Bottom 5 Contract Future Volumes

Stock	Expiry Date	No of Contracts traded	Current Cash Volume	Cash Delivery %
SOUTHBANK	29-Dec-16	89	1,056,488	30.2%
DCBBANK	29-Dec-16	110	461,279	33.7%
KPIT	29-Dec-16	111	233,301	30.4%
OFSS	29-Dec-16	132	20,881	54.2%
GRANULES	29-Dec-16	133	446,362	33.8%

## SUPPORT / RESISTANCE LEVEL

Company Name	Closing Price	S3	S2	S1	Pivot	R1	R2	R3
ACC	1350.55	1322.60	1331.92	1341.23	1349.32	1358.63	1376.03	1393.43
Adani Ports	271.90	265.70	267.77	269.83	272.17	274.23	278.63	283.03
Ambuja Cements	210.60	206.60	207.93	209.27	210.63	211.97	214.67	217.37
Asian Paints	934.15	903.60	913.78	923.97	934.33	944.52	965.07	985.62
Aurobindo Pharma	731.25	717.55	722.12	726.68	731.02	735.58	744.48	753.38
Axis Bank	455.95	445.50	448.98	452.47	457.83	461.32	470.17	479.02
Bajaj Auto	2733.30	2695.25	2707.93	2720.62	2737.68	2750.37	2780.12	2809.87
Bank Of Baroda	162.30	159.65	160.53	161.42	162.78	163.67	165.92	168.17
Bharti Airtel	328.85	317.55	321.32	325.08	328.52	332.28	339.48	346.68
Bharti Infratel	381.70	365.05	370.60	376.15	382.55	388.10	400.05	412.00
BHEL	128.10	125.50	126.37	127.23	128.37	129.23	131.23	133.23
Bosch	20465.60	19803.00	20023.87	20244.73	20621.37	20842.23	21439.73	22037.23
BPCL	612.95	594.25	600.48	606.72	611.33	617.57	628.42	639.27
Cipla	574.85	561.45	565.92	570.38	575.42	579.88	589.38	598.88
Coal India	305.70	299.60	301.63	303.67	306.58	308.62	313.57	318.52
Dr. Reddy'S Lab	3195.90	3147.75	3163.80	3179.85	3195.90	3211.95	3244.05	3276.15
Eicher Motors	22457.50	21772.20	22000.63	22229.07	22608.53	22836.97	23444.87	24052.77
Gail	431.40	422.00	425.13	428.27	432.23	435.37	442.47	449.57
Grasim	874.15	849.00	857.38	865.77	874.88	883.27	900.77	918.27
HCL Technologies	780.90	755.30	763.83	772.37	786.93	795.47	818.57	841.67
HDFC	1243.40	1176.30	1198.67	1221.03	1240.42	1262.78	1304.53	1346.28
HDFC Bank	1194.45	1177.55	1183.18	1188.82	1195.83	1201.47	1214.12	1226.77
Hero Motocorp	3196.95	3136.40	3156.58	3176.77	3210.03	3230.22	3283.67	3337.12
Hindalco	175.40	170.55	172.17	173.78	175.82	177.43	181.08	184.73
HUL	836.00	816.60	823.07	829.53	839.67	846.13	862.73	879.33
ICICI Bank	261.00	256.45	257.97	259.48	261.07	262.58	265.68	268.78
Idea	74.40	70.65	71.90	73.15	73.90	75.15	77.15	79.15
Indusind Bank	1082.70	1054.15	1063.67	1073.18	1082.57	1092.08	1110.98	1129.88
Infosys	966.50	943.80	951.37	958.93	969.22	976.78	994.63	1012.48
ITC	230.20	225.30	226.93	228.57	230.78	232.42	236.27	240.12
Kotak Mahindra Bank	734.00	722.80	726.53	730.27	733.98	737.72	745.17	752.62
L&T	1362.15	1341.60	1348.45	1355.30	1364.65	1371.50	1387.70	1403.90
Lupin	1527.10	1498.10	1507.77	1517.43	1532.72	1542.38	1567.33	1592.28
M&M	1175.40	1151.65	1159.57	1167.48	1179.97	1187.88	1208.28	1228.68
Maruti Suzuki India	5135.20	4975.10	5028.47	5081.83	5171.42	5224.78	5367.73	5510.68
NTPC	163.10	159.05	160.40	161.75	163.65	165.00	168.25	171.50
ONGC	298.75	293.55	295.28	297.02	298.38	300.12	303.22	306.32
Power Grid	182.90	178.40	179.90	181.40	184.00	185.50	189.60	193.70
RIL	1005.20	982.65	990.17	997.68	1002.12	1009.63	1021.58	1033.53
SBI	259.10	252.55	254.73	256.92	258.53	260.72	264.52	268.32
Sun Pharma	706.15	686.60	693.12	699.63	710.67	717.18	734.73	752.28
Tata Motors	441.10	430.30	433.90	437.50	441.70	445.30	453.10	460.90
Tata Motors DVR	292.25	284.30	286.95	289.60	292.80	295.45	301.30	307.15
Tata Power	75.20	72.90	73.67	74.43	75.12	75.88	77.33	78.78
Tata Steel	418.45	403.30	408.35	413.40	417.05	422.10	430.80	439.50
TCS	2182.35	2135.85	2151.35	2166.85	2185.40	2200.90	2234.95	2269.00
Tech Mahindra	465.45	455.30	458.68	462.07	465.78	469.17	476.27	483.37
Ultratech	3601.90	3495.10	3530.70	3566.30	3592.05	3627.65	3689.00	3750.35
Wipro	457.80	448.95	451.90	454.85	458.85	461.80	468.75	475.70
Yes Bank	1193.15	1148.35	1163.28	1178.22	1192.33	1207.27	1236.32	1265.37
Zee Entertainment	446.70	433.40	437.83	442.27	447.98	452.42	462.57	472.72

## Disclaimer

Destimoney Securities Private Limited (hereinafter referred to as "Destimoney") is a registered Member of National Stock Exchange of India Limited, Bombay Stock Exchange Limited and MCX Stock Exchange Limited. Destimoney is also registered as a Depository Participant with CDSL. Destimoney is in the process of making an application with SEBI for registering it as a Research Entity in terms of SEBI (Research Analyst) Regulations, 2014. Destimoney or its associates has not been debarred/ suspended by SEBI or any other regulatory authority for accessing /dealing in securities Market and no material disciplinary action has been taken by SEBI/other regulatory authorities impacting Destimoney's Equity Research Analysis. Destimoney or its associates/analyst including its relatives do not hold any actual/beneficial ownership of more than 1% in the company/ies covered by Analyst (hereinafter referred to as "Subject Company/ies"). Destimoney or its associates/analyst including its relatives may hold financial interest in the company/ies covered by Analyst (hereinafter referred to as "Subject Company/ies"). Destimoney or its associates/analysts or his/her relative does not receive any compensation or other benefits from the subject company/ies mentioned in this research report (hereinafter referred to as "Report") or from a third party in connection with preparation of the report. Accordingly, Destimoney or its associates/analyst or his/her relative does not have any other material conflict of interest at the time of publication of the Report.

Research analyst/s engaged in preparation of the Report, has not received any compensation / managed or co-managed public offering of securities of the subject company/ies / has not received compensation for investment banking or merchant banking or brokerage services from the subject company/ies / has not received compensation for products or services other than investment banking or merchant banking or brokerage services from the subject company/ies / has not received compensation or other benefits from the subject company/ies or third party in connection with the Report of the subject company/ies during the past twelve months / has not served as an officer, director or employee of subject Company/ies and is not engaged in market making activity of the subject Company/ies.

Destimoney or its associates are engaged in various financial services business, thus, it might have, received any compensation / managed or co-managed public offering of securities of the subject company/ies / received compensation for investment banking or merchant banking or brokerage services from the subject company/ies / received compensation for products or services other than investment banking or merchant banking or brokerage services from the subject company/ies / received compensation or other benefits from the subject company/ies or third party in connection with the Report of subject company/ies during the past twelve months engaged in market making activity for the subject company/ies.

In the preparation of the material contained in the Report, Destimoney has used information that is publicly available, as also data developed in-house. Some of the material used in the document may have been obtained from members/persons other than Destimoney and which may have been made available to Destimoney. Information gathered & material used in the Report is believed to be from reliable sources. Destimoney has not independently verified all the information and opinions given in this material/document/Report. Accordingly, no representation or warranty, express or implied, is made as to the accuracy, authenticity, completeness or fairness of the information and opinions contained in this material/document/Report. For data reference to any third party in this material no such party will assume any liability for the same.

Destimoney group companies provides finance related product services like distribution of financial products and as such is a provider of many services like loans, mutual funds, tax & trust planning etc. mentioned in this brochure. And hence, Destimoney do not warranty / guarantee about performance of any products and customer servicing w.r.t third party products per se.

Third party products are subject to code of conduct to be adhered to by the representatives of Destimoney and Destimoney is not responsible for the losses, whether actual or notional incurred by any investor. Services assured and expected may vary from actual service and Destimoney does not guarantee about the quality of services. Investments in securities and commodities are subject to market and other risks and there is no assurance or guarantee that the objectives of any of the Investments/Schemes/product would be achieved. Past performances are only indicative and returns are not assured and guaranteed by Destimoney group companies. The price, value of and income from any of the securities or financial instruments mentioned in this report can fall as well as rise. The value of securities and financial instruments is subject to exchange rate fluctuation that may have a positive or adverse effect on the price or income of such securities or financial instruments.

The recipient alone shall be fully responsible, and/or liable for any decision taken on the basis of this material/document/Report. Destimoney does not in any way through this material solicit or offer for purchase or sale of any financial services, commodities, products dealt in this material/document/Report. Destimoney/its affiliates/associates/directors shall not be in any way responsible for any loss or damage of any nature, including but not limited to direct, indirect, punitive, special, exemplary, and consequential, as also any loss of profit that may arise to any person/entity from or in connection with the use of information contained in this material/document/Report. All recipients of this material/document/Report before dealing and/or transacting in any of the products advised, opined or referred to in this material shall make their own investigation, seek appropriate professional advice and make their own independent decision. Noting contained in this material/document/Report should be construed as investment or financial advice. Clients are advised to assess their risk profile/ appetite before acting on any information contained in this material/document/Report. Investors should also refer to risk tag and compare it with its own risk appetite before taking any investment decision.

Reports on technical and derivative analysis are based on studying charts of a stock's price movement, outstanding positions and trading volume as opposed to focussing on a company's fundamentals and as such, may not match with a report on a company's fundamentals. The opinions expressed in the Report are our current opinions as of the date of this report and may be subject to change from time to time without notice. Destimoney or any persons connected with it do not accept any liability arising from use of this material/document/Report.

Information/ opinion conveyed through this material/document/Report are strictly meant for the registered Clients of Destimoney group of Companies of the respective segments. This information is not intended for distribution to, or use by, any person or entity in any jurisdiction or country where such distribution or use would be contrary to law or regulation or which would subject Destimoney or its affiliates to any registration requirement within such jurisdiction or country. This information does not constitute an offer to sell or a solicitation of an offer to buy any financial products to any person in any jurisdiction where it is unlawful to make such an offer or solicitation. No part of this material may be duplicated in whole or in part in any form and / or redistributed without the prior written consent of Destimoney. This material/document/Report is being supplied to you solely for your information, and its contents, information or data may not be reproduced, redistributed or passed on directly or indirectly.

A graph of daily closing prices of securities available at <http://www.nseindia.com/ChartApp/install/charts/mainpage.jsp>, [www.bseindia.com](http://www.bseindia.com) and <http://economictimes.indiatimes.com/markets/stocks/stock-quotes>. (Choose a company from the list on the browser and select the "three years" period in the price chart).

Recipients of the Report shall always independently verify reliability and suitability of the Report and opinions before investing.

For Company details, please visit our website [www.destimoney.com](http://www.destimoney.com)

For research related query, write to us at [research@destimoney.com](mailto:research@destimoney.com)