

12 December 2016

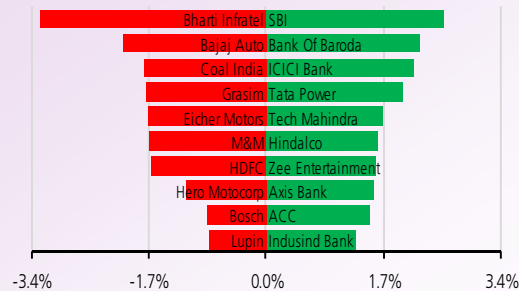
## NIFTY TO TRADE BETWEEN 8200-8350

Nifty managed to breakout from 8050/8200 range and closed above 8200 level. More upside expected towards 8350 level. Intraday Supports are at 8200/8150 levels & Resistance at 8290/8350 levels.

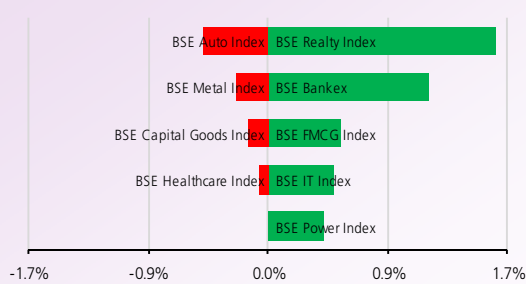
## TRADERS COMMENT

The Sensex and Nifty ended higher on Friday, recording their biggest weekly gain in more than three months, as additional stimulus from the European Central Bank helped offset disappointment about the Reserve Bank of India's decision to hold rates. Sensex was up 52.90 points or 0.20% at 26,747.18, while NIFTY was up 14.90 points or 0.18% at 8,261.75.

## NIFTY MOVERS & SHAKERS

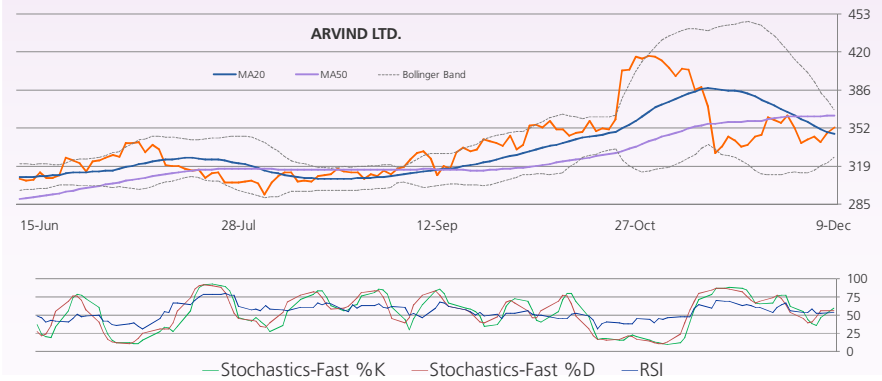


## TOP 5 SECTOR MOVERS



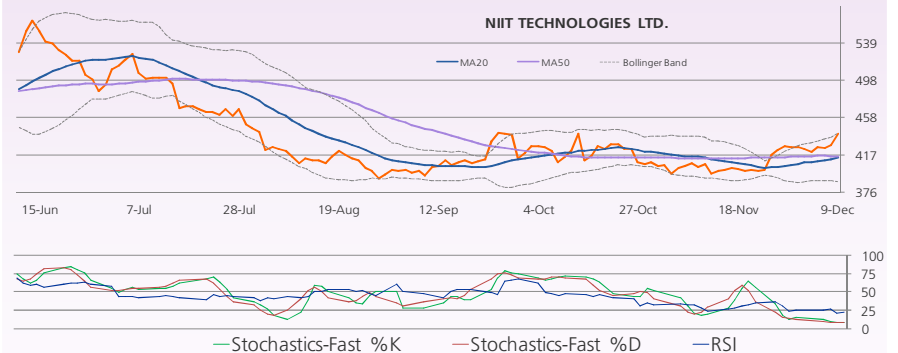
## Chart of the Day Arvind Ltd Buy above 353

Arvind Ltd managed to close above its 20 DMA and 350 resistance level. We recommend a buy above Rs353 with the stop loss of Rs345 for the target of Rs370.



## Technical call of the Day NIIT Tech Ltd Buy above Rs438

We recommend a Buy in NIIT Tech Ltd only above Rs438 with the stop loss of Rs426 for the target of Rs460.



## Chart of the Day

Buy: Arvind Ltd CMP:352.85

## Technical Call of the Day

Buy: NIIT Tech Ltd CMP:437.90

We are also available on:



E-mail : [research@destimoney.com](mailto:research@destimoney.com)  
[www.destimoney.com](http://www.destimoney.com)

STOCKS TRADING IN POSITIVE ZONE: SAIL, RECL  
 STOCKS TRADING IN NEGATIVE ZONE: INFRATEL, UBL

## Corporate Snapshot

- JLR's global sales were up 2% year-on-year in Nov. This was led by a 42% jump in China and a 19 per cent increase in the US, offset by a decline in the UK and Europe volumes. Also, sales of more profitable Jaguar vehicles were higher. Jaguar volumes increased 83%, led by the new F-Pace and XF variants. For the first 11 months of

CMP:	464.1
P/E(ttm):	NA
Impact	Neutral
- State-owned LIC has hiked its stake in footwear major **Bata India** by 2.03%, taking its total shareholding to 7.05% in the company. LIC bought 26.11 lakh shares, amounting to 2.03 per cent stake, from open market during January 20 to December 8, 2016, according to a regulatory filing. LIC had 5.02 per cent stake in Bata India earlier.

CMP:	425.6
P/E(ttm):	34.7
Impact	Neutral
- NMDC** has reported a 5.63% decline in net profit at Rs 771 crore in the quarter ending in September FY 2017 as against Rs 817 crore in the corresponding quarter last year. The decline was mainly due to the increase in selling expenses including freight outs to Rs 127 crore during Q2 FY17 from Rs 19 crore in the same quarter last year. Also, the adjustment for changes in inventories for finished goods and work-in-progress had a negative im-

CMP:	126.6
P/E(ttm):	18.7
Impact	Neutral
- ONGC** is awaiting nod of upstream regulator DGH to commence investing USD 5.07 billion in bringing to production oil and gas discoveries in its Bay of Bengal block KG-D5. The board of ONGC had on March 28 approved an investment of USD 5,076.37 million for developing Cluster-II discoveries to flow natural gas from from June 2019 and oil by March 2020

CMP:	306.8
P/E(ttm):	17.6
Impact	Neutral
- Tanishq, the jewellery brand under **Titan**, plans to leverage the digital presence of online jewellery retailer CaratLane to increase its digital presence to woo tech-savvy buyers, especially in the low-ticket purchases. This comes in the backdrop of Titan embracing an omnichannel approach to revive growth and stay in tune with changing business scenario.

CMP:	326.6
P/E(ttm):	40.4
Impact	Neutral

ttm = trailing twelve months

## Economic Snapshot

- The Organisation of the Petroleum Exporting Countries (Opec) and the non-Opec producers on Saturday reached their first deal since 2001 to curtail oil output jointly and ease a global glut after more than two years of low prices that overstretched many budgets and spurred unrest in some countries.
- The proposed Bills to enact a national goods and services tax (GST) are set to miss the entire winter session of Parliament, due to conclude on Friday. The Centre and states are yet to finalise the legislation, rendering the April 1, 2017, roll-out target seemingly impossible.

## DERIVATIVES

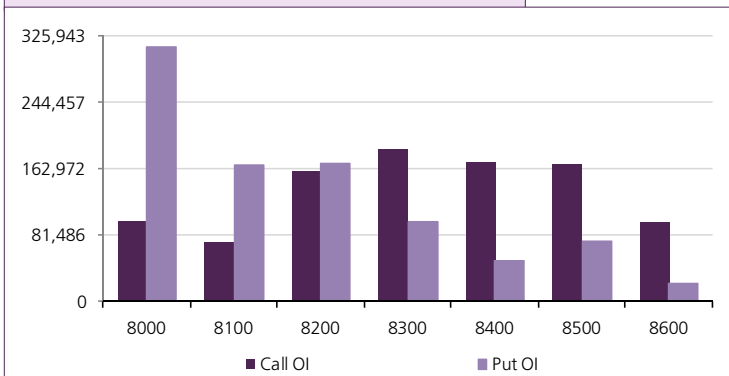
### Open Interest Gainers

Stock	Open Interest (contracts)	OI Change (%)	Price (Rs.)	Price change (%)
INFRATEL	5,072,200	24.9%	359.60	-3.3%
NITTECH	640,000	15.3%	440.75	2.6%
COALINDIA	11,918,700	8.2%	307.85	-1.5%
MRF	28,590	7.9%	52647.15	2.2%
BIOCON	2,720,300	7.9%	947.50	2.2%

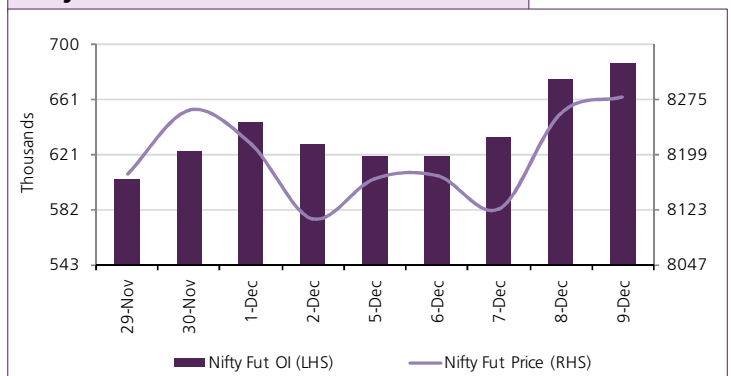
### Open Interest Losers

Stock	Open Interest (contracts)	OI Change (%)	Price (Rs.)	Price change (%)
TATAPOWER	20,934,000	-7.2%	77.35	2.2%
MCLEODRUSS	3,909,000	-6.2%	152.45	2.1%
SUNTV	8,236,000	-5.2%	517.55	7.4%
JINDALSTEL	51,831,000	-4.8%	74.40	1.2%
ICIL	3,594,000	-4.8%	164.40	1.0%

### Nifty Option OI Distribution



### Nifty OI Vs Futures Price



### Top 5 Traded Stock Futures

Stock	Expiry Date	No of contracts traded	Contract value (Rs. Lacs)	LTP
SUNTV	29-Dec-16	14,229	145,661	518
VEDL	29-Dec-16	9,569	139,314	244
SBIN	29-Dec-16	15,701	124,626	267
ICICIBANK	29-Dec-16	14,121	94,171	269
AXISBANK	29-Dec-16	14,468	78,879	458

### Top 5 Traded Stock Options

Stock	Expiry Date	Option Type	Strike price	No of contracts traded	Contract value (Rs. Lacs)	LTP
SUNTV	29-Dec-16	CE	520	2,330	25,057	19.20
VEDL	29-Dec-16	CE	250	1,444	22,159	5.90
SUNTV	29-Dec-16	CE	540	1,924	21,247	11.65
SBIN	29-Dec-16	CE	270	2,569	21,222	6.00
ICICIBANK	29-Dec-16	CE	270	2,680	18,518	7.05

### Top 5 Contract Future Volumes

Stock	Expiry Date	No of Contracts traded	Current Cash Volume	Cash Delivery %
SBIN	29-Dec-16	15,701	16,004,173	32.4%
AXISBANK	29-Dec-16	14,468	7,780,448	50.4%
SUNTV	29-Dec-16	14,229	9,975,348	19.3%
ICICIBANK	29-Dec-16	14,121	15,939,339	51.8%
SUNPHARMA	29-Dec-16	11,045	3,298,719	35.6%

### Bottom 5 Contract Future Volumes

Stock	Expiry Date	No of Contracts traded	Current Cash Volume	Cash Delivery %
OFSS	29-Dec-16	91	35,728	48.2%
JPASSOCIAT	29-Dec-16	121	6,502,584	20.0%
TORNTPHARM	29-Dec-16	122	104,103	57.9%
DCBBANK	29-Dec-16	124	624,987	42.2%
SOUTHBANK	29-Dec-16	129	1,359,628	36.7%

## SUPPORT / RESISTANCE LEVEL

Company Name	Closing Price	S3	S2	S1	Pivot	R1	R2	R3
ACC	1379.15	1326.10	1343.78	1361.47	1373.23	1390.92	1420.37	1449.82
Adani Ports	285.65	277.20	280.02	282.83	287.07	289.88	296.93	303.98
Ambuja Cements	216.05	206.80	209.88	212.97	215.08	218.17	223.37	228.57
Asian Paints	941.75	916.15	924.68	933.22	943.58	952.12	971.02	989.92
Aurobindo Pharma	723.90	712.10	716.03	719.97	723.93	727.87	735.77	743.67
Axis Bank	456.40	433.10	440.87	448.63	453.32	461.08	473.53	485.98
Bajaj Auto	2720.15	2645.85	2670.62	2695.38	2740.87	2765.63	2835.88	2906.13
Bank Of Baroda	162.05	151.65	155.12	158.58	160.67	164.13	169.68	175.23
Bharti Airtel	332.00	320.75	324.50	328.25	332.85	336.60	344.95	353.30
Bharti Infratel	358.00	338.70	345.13	351.57	362.23	368.67	385.77	402.87
BHEL	129.05	126.55	127.38	128.22	129.33	130.17	132.12	134.07
Bosch	20739.05	20058.65	20285.45	20512.25	20727.80	20954.60	21396.95	21839.30
BPCL	634.65	612.60	619.95	627.30	632.65	640.00	652.70	665.40
Cipla	578.90	566.90	570.90	574.90	580.45	584.45	594.00	603.55
Coal India	306.45	298.55	301.18	303.82	308.53	311.17	318.52	325.87
Dr. Reddy'S Lab	3186.40	3113.20	3137.60	3162.00	3189.50	3213.90	3265.80	3317.70
Eicher Motors	22844.35	21946.30	22245.65	22545.00	23084.40	23383.75	24222.50	25061.25
Gail	429.35	419.65	422.88	426.12	430.23	433.47	440.82	448.17
Grasim	878.35	854.80	862.65	870.50	884.25	892.10	913.70	935.30
HCL Technologies	803.30	760.60	774.83	789.07	797.48	811.72	834.37	857.02
HDFC	1268.25	1230.30	1242.95	1255.60	1272.65	1285.30	1315.00	1344.70
HDFC Bank	1198.30	1173.70	1181.90	1190.10	1196.20	1204.40	1218.70	1233.00
Hero Motocorp	3277.35	3198.90	3225.05	3251.20	3292.10	3318.25	3385.30	3452.35
Hindalco	182.10	174.65	177.13	179.62	181.53	184.02	188.42	192.82
HUL	845.05	825.70	832.15	838.60	842.80	849.25	859.90	870.55
ICICI Bank	268.45	256.20	260.28	264.37	267.08	271.17	277.97	284.77
Idea	76.80	74.20	75.07	75.93	76.67	77.53	79.13	80.73
Indusind Bank	1112.85	1067.75	1082.78	1097.82	1107.38	1122.42	1147.02	1171.62
Infosys	989.35	954.85	966.35	977.85	993.00	1004.50	1031.15	1057.80
ITC	236.15	225.50	229.05	232.60	236.10	239.65	246.70	253.75
Kotak Mahindra Bank	745.25	733.20	737.22	741.23	746.87	750.88	760.53	770.18
L&T	1362.20	1340.70	1347.87	1355.03	1364.17	1371.33	1387.63	1403.93
Lupin	1511.55	1475.05	1487.22	1499.38	1513.67	1525.83	1552.28	1578.73
M&M	1188.35	1147.00	1160.78	1174.57	1196.78	1210.57	1246.57	1282.57
Maruti Suzuki India	5235.00	5089.90	5138.27	5186.63	5249.57	5297.93	5409.23	5520.53
NTPC	164.05	157.80	159.88	161.97	163.18	165.27	168.57	171.87
ONGC	306.80	300.40	302.53	304.67	306.23	308.37	312.07	315.77
Power Grid	184.45	181.50	182.48	183.47	184.73	185.72	187.97	190.22
RIL	1028.95	1008.75	1015.48	1022.22	1027.03	1033.77	1045.32	1056.87
SBI	266.65	250.40	255.82	261.23	264.22	269.63	278.03	286.43
Sun Pharma	673.00	659.70	664.13	668.57	675.68	680.12	691.67	703.22
Tata Motors	464.10	452.65	456.47	460.28	464.42	468.23	476.18	484.13
Tata Motors DVR	303.85	294.95	297.92	300.88	305.32	308.28	315.68	323.08
Tata Power	77.05	72.80	74.22	75.63	76.57	77.98	80.33	82.68
Tata Steel	430.55	421.45	424.48	427.52	431.43	434.47	441.42	448.37
TCS	2195.25	2126.70	2149.55	2172.40	2196.15	2219.00	2265.60	2312.20
Tech Mahindra	471.70	455.05	460.60	466.15	470.55	476.10	486.05	496.00
Ultratech	3568.95	3500.55	3523.35	3546.15	3577.05	3599.85	3653.55	3707.25
Wipro	458.10	451.80	453.90	456.00	458.60	460.70	465.40	470.10
Yes Bank	1219.75	1182.70	1195.05	1207.40	1216.20	1228.55	1249.70	1270.85
Zee Entertainment	460.05	446.50	451.02	455.53	459.77	464.28	473.03	481.78

## Disclaimer

Destimoney Securities Private Limited (hereinafter referred to as "Destimoney") is a registered Member of National Stock Exchange of India Limited, Bombay Stock Exchange Limited and MCX Stock Exchange Limited. Destimoney is also registered as a Depository Participant with CDSL. Destimoney is in the process of making an application with SEBI for registering it as a Research Entity in terms of SEBI (Research Analyst) Regulations, 2014. Destimoney or its associates has not been debarred/ suspended by SEBI or any other regulatory authority for accessing /dealing in securities Market and no material disciplinary action has been taken by SEBI/other regulatory authorities impacting Destimoney's Equity Research Analysis. Destimoney or its associates/analyst including its relatives do not hold any actual/beneficial ownership of more than 1% in the company/ies covered by Analyst (hereinafter referred to as "Subject Company/ies"). Destimoney or its associates/analyst including its relatives may hold financial interest in the company/ies covered by Analyst (hereinafter referred to as "Subject Company/ies"). Destimoney or its associates/analysts or his/her relative does not receive any compensation or other benefits from the subject company/ies mentioned in this research report (hereinafter referred to as "Report") or from a third party in connection with preparation of the report. Accordingly, Destimoney or its associates/analyst or his/her relative does not have any other material conflict of interest at the time of publication of the Report.

Research analyst/s engaged in preparation of the Report, has not received any compensation / managed or co-managed public offering of securities of the subject company/ies / has not received compensation for investment banking or merchant banking or brokerage services from the subject company/ies / has not received compensation for products or services other than investment banking or merchant banking or brokerage services from the subject company/ies / has not received compensation or other benefits from the subject company/ies or third party in connection with the Report of the subject company/ies during the past twelve months / has not served as an officer, director or employee of subject Company/ies and is not engaged in market making activity of the subject Company/ies.

Destimoney or its associates are engaged in various financial services business, thus, it might have, received any compensation / managed or co-managed public offering of securities of the subject company/ies / received compensation for investment banking or merchant banking or brokerage services from the subject company/ies / received compensation for products or services other than investment banking or merchant banking or brokerage services from the subject company/ies / received compensation or other benefits from the subject company/ies or third party in connection with the Report of subject company/ies during the past twelve months engaged in market making activity for the subject company/ies.

In the preparation of the material contained in the Report, Destimoney has used information that is publicly available, as also data developed in-house. Some of the material used in the document may have been obtained from members/persons other than Destimoney and which may have been made available to Destimoney. Information gathered & material used in the Report is believed to be from reliable sources. Destimoney has not independently verified all the information and opinions given in this material/document/Report. Accordingly, no representation or warranty, express or implied, is made as to the accuracy, authenticity, completeness or fairness of the information and opinions contained in this material/document/Report. For data reference to any third party in this material no such party will assume any liability for the same.

Destimoney group companies provides finance related product services like distribution of financial products and as such is a provider of many services like loans, mutual funds, tax & trust planning etc. mentioned in this brochure. And hence, Destimoney do not warranty / guarantee about performance of any products and customer servicing w.r.t third party products per se.

Third party products are subject to code of conduct to be adhered to by the representatives of Destimoney and Destimoney is not responsible for the losses, whether actual or notional incurred by any investor. Services assured and expected may vary from actual service and Destimoney does not guarantee about the quality of services. Investments in securities and commodities are subject to market and other risks and there is no assurance or guarantee that the objectives of any of the Investments/Schemes/product would be achieved. Past performances are only indicative and returns are not assured and guaranteed by Destimoney group companies. The price, value of and income from any of the securities or financial instruments mentioned in this report can fall as well as rise. The value of securities and financial instruments is subject to exchange rate fluctuation that may have a positive or adverse effect on the price or income of such securities or financial instruments.

The recipient alone shall be fully responsible, and/or liable for any decision taken on the basis of this material/document/Report. Destimoney does not in any way through this material solicit or offer for purchase or sale of any financial services, commodities, products dealt in this material/document/Report. Destimoney/its affiliates/associates/directors shall not be in any way responsible for any loss or damage of any nature, including but not limited to direct, indirect, punitive, special, exemplary, and consequential, as also any loss of profit that may arise to any person/entity from or in connection with the use of information contained in this material/document/Report. All recipients of this material/document/Report before dealing and/or transacting in any of the products advised, opined or referred to in this material shall make their own investigation, seek appropriate professional advice and make their own independent decision. Noting contained in this material/document/Report should be construed as investment or financial advice. Clients are advised to assess their risk profile/ appetite before acting on any information contained in this material/document/Report. Investors should also refer to risk tag and compare it with its own risk appetite before taking any investment decision.

Reports on technical and derivative analysis are based on studying charts of a stock's price movement, outstanding positions and trading volume as opposed to focussing on a company's fundamentals and as such, may not match with a report on a company's fundamentals. The opinions expressed in the Report are our current opinions as of the date of this report and may be subject to change from time to time without notice. Destimoney or any persons connected with it do not accept any liability arising from use of this material/document/Report.

Information/ opinion conveyed through this material/document/Report are strictly meant for the registered Clients of Destimoney group of Companies of the respective segments. This information is not intended for distribution to, or use by, any person or entity in any jurisdiction or country where such distribution or use would be contrary to law or regulation or which would subject Destimoney or its affiliates to any registration requirement within such jurisdiction or country. This information does not constitute an offer to sell or a solicitation of an offer to buy any financial products to any person in any jurisdiction where it is unlawful to make such an offer or solicitation. No part of this material may be duplicated in whole or in part in any form and / or redistributed without the prior written consent of Destimoney. This material/document/Report is being supplied to you solely for your information, and its contents, information or data may not be reproduced, redistributed or passed on directly or indirectly.

A graph of daily closing prices of securities available at <http://www.nseindia.com/ChartApp/install/charts/mainpage.jsp>, [www.bseindia.com](http://www.bseindia.com) and <http://economictimes.indiatimes.com/markets/stocks/stock-quotes>. (Choose a company from the list on the browser and select the "three years" period in the price chart).

Recipients of the Report shall always independently verify reliability and suitability of the Report and opinions before investing.

For Company details, please visit our website [www.destimoney.com](http://www.destimoney.com)

For research related query, write to us at [research@destimoney.com](mailto:research@destimoney.com)