

16 February 2017

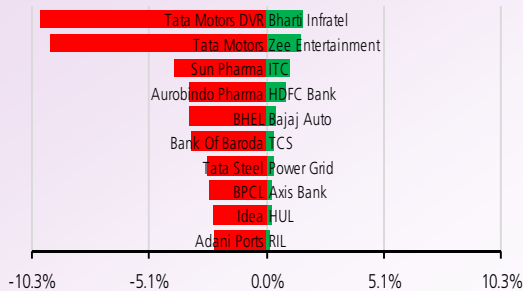
NIFTY TO TRADE BETWEEN 8600-8820

On daily charts, Nifty Index managed to close above important support of 8720 level, if breached would lead to further correction till 8520 level. Intraday Supports are at 8670/8600 levels & Resistance at 8755/8820 levels.

TRADERS COMMENT

The market on Wednesday extended losses for the third straight day even while global markets rallied, as heavy losses in Tata Motors and Sun Pharma weighed on the benchmark indices. Sensex was down 183.75 points or 0.65% at 28155.56 and Nifty was down 67.60 points or 0.77% at 8724.70.

NIFTY MOVERS & SHAKERS



TOP 5 SECTOR MOVERS

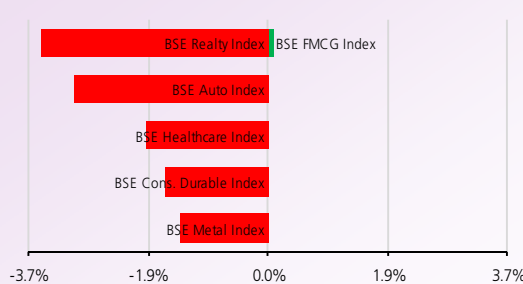
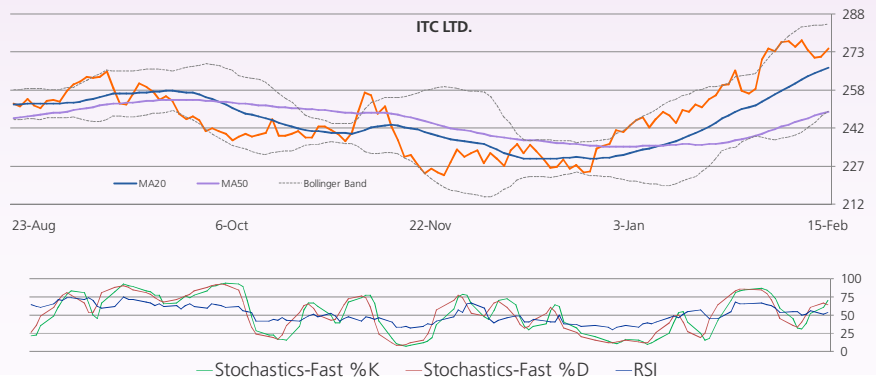


Chart of the Day ITC Ltd Buy above Rs.274

ITC is in strong uptrend above its 20 dma support. We recommend a buy only above Rs274 with the stoploss of Rs269 for the target of Rs285.



Technical call of the Day M&M Finance Ltd Feb Future Sell below Rs.285

We recommend a Sell in M&M Finance Feb Future only below Rs285 with the stop loss of Rs295 for the target of Rs268.

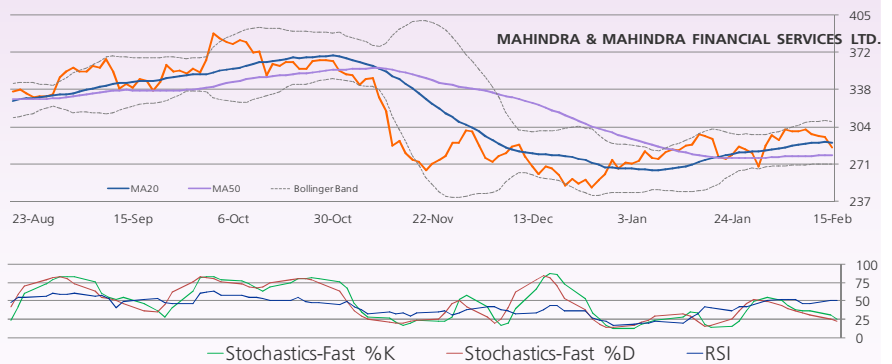


Chart of the Day
Buy: ITC Ltd CMP:273.40

Technical Call of the Day
Sell: M&M Finance Ltd Fut CMP:286.05

We are also available on:



E-mail : research@destimoney.com
www.destimoney.com

STOCKS TRADING IN POSITIVE ZONE:ESCORTS,ZEEL
STOCKS TRADING IN NEGATIVE ZONE:IDFC,NCC

Corporate Snapshot

- **DLF's** promoters are in the final stage of discussion with potential investors to sell their 40 stake in the company's rental arm DCCDL Ltd for an estimated Rs 12,000-14,000 crore. DLF, the country's largest real estate developer, had announced in October 2015 that its promoters would sell their entire stake in DLF Cyber City Developers Ltd (DCCDL), which holds the bulk of the commercial assets of the group.

CMP:	137.2
P/E(ttm):	16.8
Impact	Neutral
- **Nestle India** reported a decline of 8.66 percent in its standalone net profit to Rs 167.31 crore for the fourth quarter ended December 31, 2016. The company, which follows January-December financial year, had posted a net profit of Rs 183.19 crore during the October-December quarter last fiscal. However, net sales of the company during the quarter under review were up 16.17 percent to Rs 2,261.28 crore as against Rs 1,946.44 crore in the corresponding quarter of the last fiscal.

CMP:	6169.4
P/E(ttm):	63.1
Impact	Neutral
- Thomas Cook India said its arm **Qness Corp** has acquired 64 percent stake in Singapore-based technology service provider Comtel Solutions Pte Ltd for an undisclosed sum. Qness Corp Ltd, a subsidiary of Thomas Cook (India) Ltd, has completed acquisition of 64 percent equity in Comtel Solutions Pte. Ltd., Singapore on February 14, 2017.

CMP:	652.4
P/E(ttm):	96.6
Impact	Neutral
- Strata Manufacturing PJSC (Strata), the advanced composite aero-structures manufacturing company, wholly owned by Mubadala Development Company of the UAE, and Reliance Defence Limited, a wholly-owned subsidiary of **Reliance Infrastructure**, have signed a Memorandum of Understanding to collaborate on advanced aerospace manufacturing capabilities between India and the UAE.

CMP:	541.6
P/E(ttm):	7.9
Impact	Neutral
- **Bharat Electronics Limited** (BEL) has bagged order from Elbit Systems Electro-Optics Elop Ltd (ELOP), Israel. The order is an offset contract for the supply of 10 CoPASS Systems for use in the Light Combat Helicopters (LCH) being manufactured by Hindustan Aeronautics Limited (HAL).

CMP:	1524.6
P/E(ttm):	54.3
Impact	Neutral

ttm = trailing twelve months

Economic Snapshot

- India's Private equity investments in the real estate sector increased by 26 percent during 2016 and touched a nine-year high of nearly Rs 40,000 crore, according to property consultant Cushman & Wakefield. Mumbai saw the highest share of inflow at 32 percent of the total private equity investments in real estate (PERE). PERE inflows in 2016 were seen at their highest in nine years at Rs 399 billion (USD 5.97 billion), registering a 26 percent increase from Rs 316.7 billion (USD 4.8 billion) in 2015.
- Seeking to create a global-sized bank, the Cabinet today gave the go-ahead to the merger plan of SBI and its five associates, a step aimed at strengthening the banking sector through consolidation of public banks. However, no decision was taken on the proposal to also merge the Bharatiya Mahila Bank with SBI. The merger is likely to result in recurring savings, estimated at more than Rs 1,000 crore in the first year, through a combination of enhanced operational efficiency and reduced cost of funds, read an official statement.

DERIVATIVES

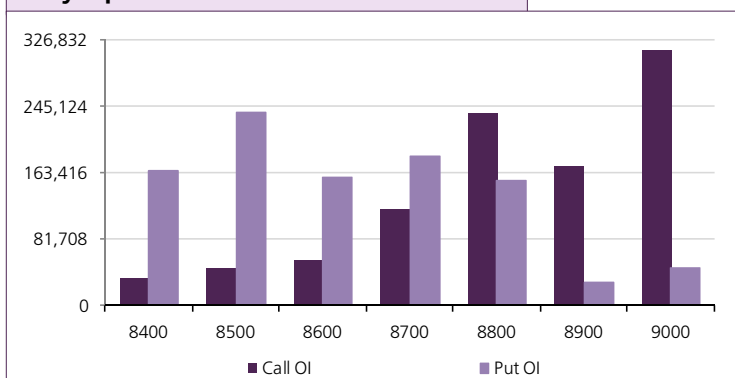
Open Interest Gainers

Stock	Open Interest (contracts)	OI Change (%)	Price (Rs.)	Price change (%)
HDIL	28,048,000	13.8%	63.75	-6.9%
HEROMOTOCO	1,748,200	12.9%	3105.75	-2.1%
VOLTAS	6,224,000	10.1%	337.85	-1.3%
TATAMOTORS	42,399,000	9.3%	437.75	-9.9%
ITC	47,800,800	8.0%	274.35	0.9%

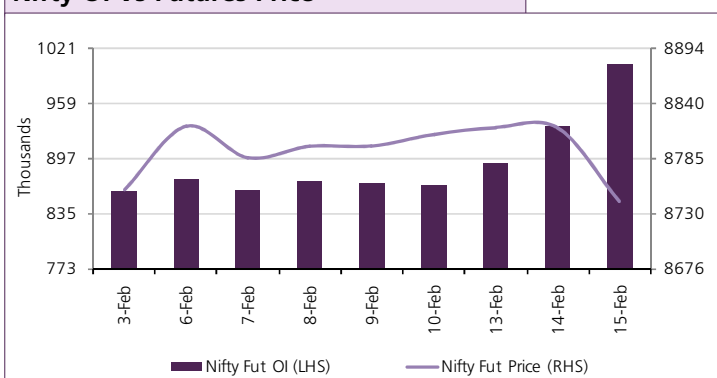
Open Interest Losers

Stock	Open Interest (contracts)	OI Change (%)	Price (Rs.)	Price change (%)
BHARATFORG	3,304,200	-9.3%	1020.65	-1.9%
JPASSOCIAT	119,952,000	-8.6%	12.10	-7.6%
IGL	1,943,700	-8.6%	1050.40	2.3%
IFCI	58,102,000	-8.5%	28.10	-1.4%
RECLTD	23,178,000	-8.5%	140.15	-3.1%

Nifty Option OI Distribution



Nifty OI Vs Futures Price



Top 5 Traded Stock Futures

Stock	Expiry Date	No of contracts traded	Contract value (Rs. Lacs)	LTP
TATAMOTORS	23-Feb-17	47,750	319,255	438
SBIN	23-Feb-17	15,292	123,823	270
VEDL	23-Feb-17	12,320	108,279	248
YESBANK	23-Feb-17	10,369	104,562	1436
TATASTEEL	23-Feb-17	11,032	102,686	461

Top 5 Traded Stock Options

Stock	Expiry Date	Option Type	Strike price	No of contracts traded	Contract value (Rs. Lacs)	LTP
TATAMOTORS	23-Feb-17	CE	460	15,061	104,941	2.90
TATAMOTORS	23-Feb-17	PE	440	11,805	79,227	10.65
TATAMOTORS	23-Feb-17	CE	480	10,338	74,667	1.00
TATAMOTORS	23-Feb-17	CE	500	7,794	58,536	0.55
TATAMOTORS	23-Feb-17	PE	420	8,348	52,956	3.85

Top 5 Contract Future Volumes

Stock	Expiry Date	No of Contracts traded	Current Cash Volume	Cash Delivery %
TATAMOTORS	23-Feb-17	47,750	38,638,630	38.8%
SUNPHARMA	23-Feb-17	21,546	10,352,763	50.7%
INFY	23-Feb-17	17,348	3,629,743	56.5%
SBIN	23-Feb-17	15,292	12,201,568	33.9%
HDFCBANK	23-Feb-17	13,731	1,531,735	56.2%

Bottom 5 Contract Future Volumes

Stock	Expiry Date	No of Contracts traded	Current Cash Volume	Cash Delivery %
NIITTECH	23-Feb-17	232	191,136	53.0%
KPIT	23-Feb-17	259	337,438	32.2%
OFSS	23-Feb-17	269	31,170	43.7%
DCBBANK	23-Feb-17	311	938,246	38.5%
MARICO	23-Feb-17	340	887,812	67.2%

SUPPORT / RESISTANCE LEVEL

Company Name	Closing Price	S3	S2	S1	Pivot	R1	R2	R3
ACC	1442.90	1393.10	1409.70	1426.30	1451.70	1468.30	1510.30	1552.30
Adani Ports	299.95	280.50	286.98	293.47	303.48	309.97	326.47	342.97
Ambuja Cements	235.05	226.75	229.52	232.28	235.57	238.33	244.38	250.43
Asian Paints	981.70	965.05	970.60	976.15	981.55	987.10	998.05	1009.00
Aurobindo Pharma	636.00	604.10	614.73	625.37	643.63	654.27	683.17	712.07
Axis Bank	488.20	474.15	478.83	483.52	488.48	493.17	502.82	512.47
Bajaj Auto	2789.60	2727.80	2748.40	2769.00	2785.65	2806.25	2843.50	2880.75
Bank Of Baroda	163.20	155.10	157.80	160.50	165.45	168.15	175.80	183.45
Bharti Airtel	365.30	347.70	353.57	359.43	365.97	371.83	384.23	396.63
Bharti Infratel	323.75	308.25	313.42	318.58	323.17	328.33	338.08	347.83
BHEL	152.10	145.50	147.70	149.90	153.45	155.65	161.40	167.15
Bosch	22096.20	20822.00	21246.73	21671.47	22225.73	22650.47	23629.47	24608.47
BPCL	674.70	636.20	649.03	661.87	680.83	693.67	725.47	757.27
Cipla	574.25	563.65	567.18	570.72	574.68	578.22	585.72	593.22
Coal India	319.95	311.70	314.45	317.20	320.00	322.75	328.30	333.85
Dr. Reddy'S Lab	2911.35	2868.45	2882.75	2897.05	2920.50	2934.80	2972.55	3010.30
Eicher Motors	24750.45	23490.00	23910.15	24330.30	24940.15	25360.30	26390.30	27420.30
Gail	493.85	477.35	482.85	488.35	494.05	499.55	510.75	521.95
Grasim	1006.60	965.20	979.00	992.80	1013.40	1027.20	1061.60	1096.00
HCL Technologies	830.30	806.60	814.50	822.40	830.50	838.40	854.40	870.40
HDFC	1399.15	1369.20	1379.18	1389.17	1399.48	1409.47	1429.77	1450.07
HDFC Bank	1322.20	1290.90	1301.33	1311.77	1317.88	1328.32	1344.87	1361.42
Hero Motocorp	3097.85	3013.15	3041.38	3069.62	3118.78	3147.02	3224.42	3301.82
Hindalco	184.45	174.15	177.58	181.02	185.48	188.92	196.82	204.72
HUL	850.05	834.30	839.55	844.80	848.65	853.90	863.00	872.10
ICICI Bank	280.75	270.80	274.12	277.43	281.92	285.23	293.03	300.83
Idea	107.30	103.55	104.80	106.05	107.90	109.15	112.25	115.35
Indusind Bank	1316.45	1294.70	1301.95	1309.20	1320.35	1327.60	1346.00	1364.40
Infosys	981.80	938.80	953.13	967.47	983.13	997.47	1027.47	1057.47
ITC	273.40	266.90	269.07	271.23	273.37	275.53	279.83	284.13
Kotak Mahindra Bank	784.30	768.50	773.77	779.03	787.02	792.28	805.53	818.78
L&T	1480.00	1446.60	1457.73	1468.87	1487.28	1498.42	1527.97	1557.52
Lupin	1432.90	1415.00	1420.97	1426.93	1434.47	1440.43	1453.93	1467.43
M&M	1300.85	1277.40	1285.22	1293.03	1305.92	1313.73	1334.43	1355.13
Maruti Suzuki India	5862.70	5722.60	5769.30	5816.00	5888.90	5935.60	6055.20	6174.80
NTPC	169.05	166.00	167.02	168.03	169.32	170.33	172.63	174.93
ONGC	194.95	190.50	191.98	193.47	195.63	197.12	200.77	204.42
Power Grid	201.45	196.90	198.42	199.93	201.27	202.78	205.63	208.48
RIL	1051.30	1033.00	1039.10	1045.20	1051.35	1057.45	1069.70	1081.95
SBI	268.95	261.60	264.05	266.50	269.50	271.95	277.40	282.85
Sun Pharma	623.05	591.25	601.85	612.45	632.10	642.70	672.95	703.20
Tata Motors	436.45	415.70	422.62	429.53	441.27	448.18	466.83	485.48
Tata Motors DVR	268.30	252.50	257.77	263.03	272.47	277.73	292.43	307.13
Tata Power	81.70	78.35	79.47	80.58	82.37	83.48	86.38	89.28
Tata Steel	460.10	439.75	446.53	453.32	464.03	470.82	488.32	505.82
TCS	2413.70	2322.20	2352.70	2383.20	2405.60	2436.10	2489.00	2541.90
Tech Mahindra	495.65	466.60	476.28	485.97	498.78	508.47	530.97	553.47
Ultratech	3678.15	3566.50	3603.72	3640.93	3701.32	3738.53	3836.13	3933.73
Wipro	474.70	457.90	463.50	469.10	474.20	479.80	490.50	501.20
Yes Bank	1430.95	1377.30	1395.18	1413.07	1436.73	1454.62	1496.17	1537.72
Zee Entertainment	520.70	496.40	504.50	512.60	519.55	527.65	542.70	557.75

Disclaimer

Destimoney Securities Private Limited (hereinafter referred to as "Destimoney") is a registered Member of National Stock Exchange of India Limited, Bombay Stock Exchange Limited and MCX Stock Exchange Limited. Destimoney is also registered as a Depository Participant with CDSL. Destimoney is in the process of making an application with SEBI for registering it as a Research Entity in terms of SEBI (Research Analyst) Regulations, 2014. Destimoney or its associates has not been debarred/ suspended by SEBI or any other regulatory authority for accessing /dealing in securities Market and no material disciplinary action has been taken by SEBI/other regulatory authorities impacting Destimoney's Equity Research Analysis. Destimoney or its associates/analyst including its relatives do not hold any actual/beneficial ownership of more than 1% in the company/ies covered by Analyst (hereinafter referred to as "Subject Company/ies"). Destimoney or its associates/analyst including its relatives may hold financial interest in the company/ies covered by Analyst (hereinafter referred to as "Subject Company/ies"). Destimoney or its associates/analysts or his/her relative does not receive any compensation or other benefits from the subject company/ies mentioned in this research report (hereinafter referred to as "Report") or from a third party in connection with preparation of the report. Accordingly, Destimoney or its associates/analyst or his/her relative does not have any other material conflict of interest at the time of publication of the Report.

Research analyst/s engaged in preparation of the Report, has not received any compensation / managed or co-managed public offering of securities of the subject company/ies / has not received compensation for investment banking or merchant banking or brokerage services from the subject company/ies / has not received compensation for products or services other than investment banking or merchant banking or brokerage services from the subject company/ies / has not received compensation or other benefits from the subject company/ies or third party in connection with the Report of the subject company/ies during the past twelve months / has not served as an officer, director or employee of subject Company/ies and is not engaged in market making activity of the subject Company/ies.

Destimoney or its associates are engaged in various financial services business, thus, it might have, received any compensation / managed or co-managed public offering of securities of the subject company/ies / received compensation for investment banking or merchant banking or brokerage services from the subject company/ies / received compensation for products or services other than investment banking or merchant banking or brokerage services from the subject company/ies / received compensation or other benefits from the subject company/ies or third party in connection with the Report of subject company/ies during the past twelve months engaged in market making activity for the subject company/ies.

In the preparation of the material contained in the Report, Destimoney has used information that is publicly available, as also data developed in-house. Some of the material used in the document may have been obtained from members/persons other than Destimoney and which may have been made available to Destimoney. Information gathered & material used in the Report is believed to be from reliable sources. Destimoney has not independently verified all the information and opinions given in this material/document/Report. Accordingly, no representation or warranty, express or implied, is made as to the accuracy, authenticity, completeness or fairness of the information and opinions contained in this material/document/Report. For data reference to any third party in this material no such party will assume any liability for the same.

Destimoney group companies provides finance related product services like distribution of financial products and as such is a provider of many services like loans, mutual funds, tax & trust planning etc. mentioned in this brochure. And hence, Destimoney do not warranty / guarantee about performance of any products and customer servicing w.r.t third party products per se.

Third party products are subject to code of conduct to be adhered to by the representatives of Destimoney and Destimoney is not responsible for the losses, whether actual or notional incurred by any investor. Services assured and expected may vary from actual service and Destimoney does not guarantee about the quality of services. Investments in securities and commodities are subject to market and other risks and there is no assurance or guarantee that the objectives of any of the Investments/Schemes/product would be achieved. Past performances are only indicative and returns are not assured and guaranteed by Destimoney group companies. The price, value of and income from any of the securities or financial instruments mentioned in this report can fall as well as rise. The value of securities and financial instruments is subject to exchange rate fluctuation that may have a positive or adverse effect on the price or income of such securities or financial instruments.

The recipient alone shall be fully responsible, and/or liable for any decision taken on the basis of this material/document/Report. Destimoney does not in any way through this material solicit or offer for purchase or sale of any financial services, commodities, products dealt in this material/document/Report. Destimoney/its affiliates/associates/directors shall not be in any way responsible for any loss or damage of any nature, including but not limited to direct, indirect, punitive, special, exemplary, and consequential, as also any loss of profit that may arise to any person/entity from or in connection with the use of information contained in this material/document/Report. All recipients of this material/document/Report before dealing and/or transacting in any of the products advised, opined or referred to in this material shall make their own investigation, seek appropriate professional advice and make their own independent decision. Noting contained in this material/document/Report should be construed as investment or financial advice. Clients are advised to assess their risk profile/ appetite before acting on any information contained in this material/document/Report. Investors should also refer to risk tag and compare it with its own risk appetite before taking any investment decision.

Reports on technical and derivative analysis are based on studying charts of a stock's price movement, outstanding positions and trading volume as opposed to focussing on a company's fundamentals and as such, may not match with a report on a company's fundamentals. The opinions expressed in the Report are our current opinions as of the date of this report and may be subject to change from time to time without notice. Destimoney or any persons connected with it do not accept any liability arising from use of this material/document/Report.

Information/ opinion conveyed through this material/document/Report are strictly meant for the registered Clients of Destimoney group of Companies of the respective segments. This information is not intended for distribution to, or use by, any person or entity in any jurisdiction or country where such distribution or use would be contrary to law or regulation or which would subject Destimoney or its affiliates to any registration requirement within such jurisdiction or country. This information does not constitute an offer to sell or a solicitation of an offer to buy any financial products to any person in any jurisdiction where it is unlawful to make such an offer or solicitation. No part of this material may be duplicated in whole or in part in any form and / or redistributed without the prior written consent of Destimoney. This material/document/Report is being supplied to you solely for your information, and its contents, information or data may not be reproduced, redistributed or passed on directly or indirectly.

A graph of daily closing prices of securities available at <http://www.nseindia.com/ChartApp/install/charts/mainpage.jsp>, www.bseindia.com and <http://economictimes.indiatimes.com/markets/stocks/stock-quotes>. (Choose a company from the list on the browser and select the "three years" period in the price chart).

Recipients of the Report shall always independently verify reliability and suitability of the Report and opinions before investing.

For Company details, please visit our website www.destimoney.com

For research related query, write to us at research@destimoney.com