

20 December 2016

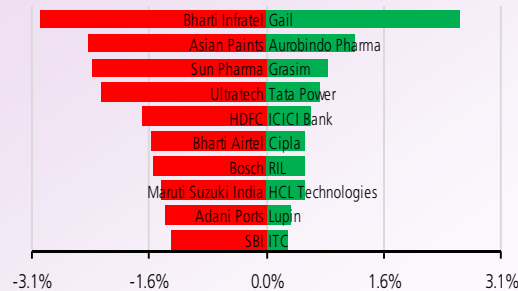
## NIFTY TO TRADE BETWEEN 8060-8230

Positionally, Nifty is range bound between 8060/8230 levels. Breakout on either side would indicate the next short term direction. Intraday Supports are at 8060/8000 levels & Resistance at 8180/8230 levels.

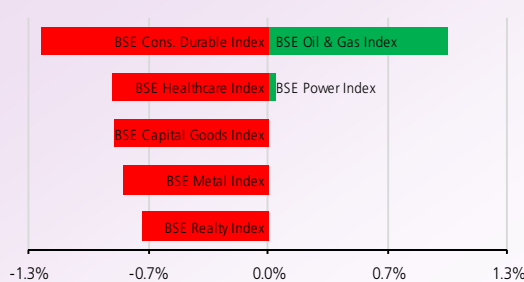
## TRADERS COMMENT

Extending losses for a fourth straight session, benchmark indices settled on a lower note amid mixed global cues as Asian shares neared four-week low. S&P BSE Sensex ended the day at 26,375, down 115 points, while the broader Nifty50 settled at 8,104, down 35 points.

## NIFTY MOVERS & SHAKERS



## TOP 5 SECTOR MOVERS



## Chart of the Day Petronet Ltd Buy above 387

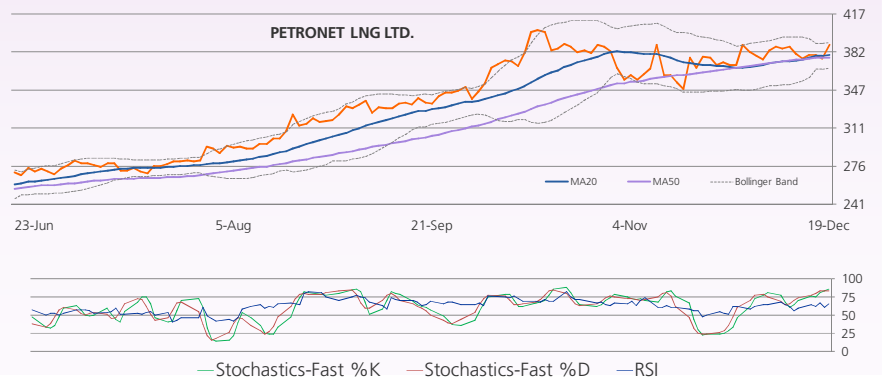
Petronet Ltd managed to sustain above its 20 DMA support level with an increase in volumes. We recommend a buy above Rs 387 with the stop loss of Rs 379 for the target of Rs 402.

## Chart of the Day

Buy: Petronet Ltd CMP: 387.05

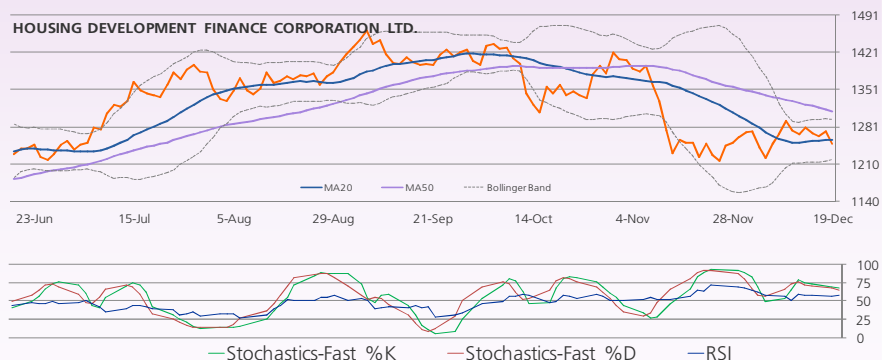
## Technical Call of the Day

Sell: HDFC (Dec fut) CMP: 1251.9



## Technical call of the Day HDFC (Dec fut) Sell below Rs 1250

We recommend a Sell in HDFC Ltd Future only below Rs1250 with the stop loss of Rs1268 for the target of Rs1215.



STOCKS TRADING IN POSITIVE ZONE: CIPLA, ENGINEERSIND  
STOCKS TRADING IN NEGATIVE ZONE: INTRATEL, UNIONBANK

We are also available on:



E-mail : [research@destimoney.com](mailto:research@destimoney.com)  
[www.destimoney.com](http://www.destimoney.com)

## Corporate Snapshot

- Lupin Ltd** announced the launch of a generic version of its voriconazole tablets and oral suspension used for the treatment of fungal infections in children. Citing IMS MAT September 2016 data, Vfend Tablets, 50mg & 200mg had US sales of \$81 million, while Vfend Oral Suspension, 40 mg/mL, had US sales of \$15.2 million.

CMP:	1474.3
P/E(ttm):	23.2
Impact	Neutral
- Hatsun Agro Product Ltd (HAPL)**, which inaugurated its 1,000th Hatsun Daily outlet yesterday, plans to expand across India and add 2,000 more outlets in the next one year. The 1,000 outlets are spread across six States and one Union Territory. As a part of its pan-India expansion, the company will reach out to customers in tier II and III cities.

CMP:	350.0
P/E(ttm):	85.5
Impact	Neutral
- Cipla** has received final approval from the US health regulator for lipid regulating Fenofibrate tablets. Cipla also decided to seek shareholders approval to raise up to Rs 4,000 crores via issue of securities in both domestic and global markets. The company's board has approved raising funds up to Rs 2,000 crores.

CMP:	569.2
P/E(ttm):	50.4
Impact	Neutral
- Andhra Petrochemicals Ltd** has informed that the company is compelled to shut down the plant at Visakhapatnam temporarily from December 19, 2016. The plant was shut due to surge in imports coupled with transportation constraints.

CMP:	19.1
P/E(ttm):	NA
Impact	Neutral
- Steel Authority of India Ltd (SAIL)** is in talks with Japan's Nippon Steel & Sumitomo Metal Corp and Kobe Steel Ltd for potential technical agreements to help the firm expand its global footprint. SAIL, which has been in the red for six quarters, may also consider buying troubled domestic steel firm assets if offered a "cheaper price."

CMP:	52.3
P/E(ttm):	3.1
Impact	Neutral

ttm = trailing twelve months

## Economic Snapshot

- Exports Retirement fund body EPFO decided to lower the interest on EPF deposits for the current fiscal to 8.65 %, from 8.8 provided in 2015-16, for its over four crores subscribers. As per the EPFO income projections, retaining 8.8 % rate of interest for the current fiscal would have left a deficit of Rs 383 crores. However, the body could have utilised about Rs 409 crores surplus with it, which accrued after providing 8.8 % rate of interest for 2015—16, to retain the same rate of return for the current fiscal.
- In a surprise move, Cyrus Mistry stepped down from the board of all Tata Group companies with immediate effect, eight weeks after he was ousted as the Chairman of Tata Sons. Mistry said he would now take the battle to the court, where he expected the rule of law to be upheld.
- The government allowed use of junked Rs 500 and Rs 1,000 notes till December 30 for paying tax on disclosures made under the tax evasion amnesty scheme. Explaining the provision, an official said a holder of unaccounted cash in Rs 500/1000 notes can now deposit half of it in any of the 29 scheduled bank that are entitled to accept income tax on behalf of the government.

## DERIVATIVES

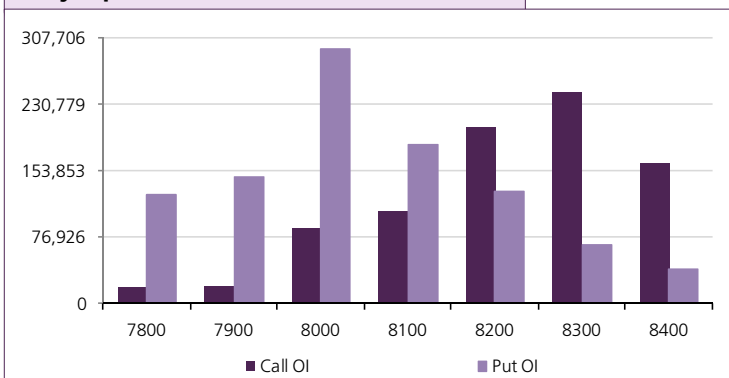
### Open Interest Gainers

Stock	Open Interest (contracts)	OI Change (%)	Price (Rs.)	Price change (%)
UNIONBANK	17,508,000	12.9%	133.00	-3.0%
BHARATFIN	10,413,000	7.9%	604.40	-5.8%
ASHOKLEY	55,993,000	6.9%	79.00	1.5%
OIL	1,241,000	6.7%	443.30	0.8%
ALBK	14,250,000	6.6%	65.85	-1.6%

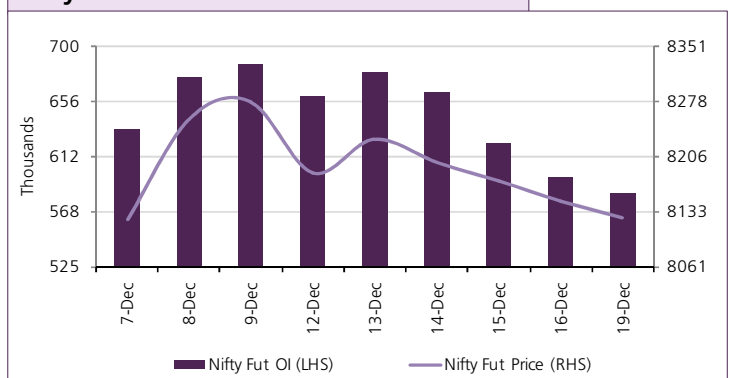
### Open Interest Losers

Stock	Open Interest (contracts)	OI Change (%)	Price (Rs.)	Price change (%)
CENTURYTEX	5,695,800	-17.1%	769.20	0.3%
INDIACEM	20,485,500	-9.9%	111.35	-0.2%
ONGC	34,627,500	-6.7%	202.05	-0.1%
RELINFRA	7,042,100	-5.5%	504.55	3.3%
IOC	16,047,000	-5.4%	304.55	2.4%

### Nifty Option OI Distribution



### Nifty OI Vs Futures Price



### Top 5 Traded Stock Futures

Stock	Expiry Date	No of contracts traded	Contract value (Rs. Lacs)	LTP
VEDL	29-Dec-16	6,177	84,930	228
TATAMOTORS	29-Dec-16	10,014	71,138	473
SBIN	29-Dec-16	7,766	61,338	262
RELINFRA	29-Dec-16	9,211	60,237	505
BHARATFIN	29-Dec-16	8,851	54,869	604

### Top 5 Traded Stock Options

Stock	Expiry Date	Option Type	Strike price	No of contracts traded	Contract value (Rs. Lacs)	LTP
TATAMOTORS	29-Dec-16	CE	480	3,388	24,737	6.20
YESBANK	29-Dec-16	CE	1,200	2,328	19,784	12.50
ICICIBANK	29-Dec-16	CE	260	2,274	15,004	3.55
RELINFRA	29-Dec-16	CE	500	2,194	14,625	13.55
TATASTEEL	29-Dec-16	CE	420	1,701	14,492	4.60

### Top 5 Contract Future Volumes

Stock	Expiry Date	No of Contracts traded	Current Cash Volume	Cash Delivery %
TATAMOTORS	29-Dec-16	10,014	5,445,624	37.7%
RELINFRA	29-Dec-16	9,211	3,034,299	15.4%
BHARATFIN	29-Dec-16	8,851	3,051,574	30.6%
SUNPHARMA	29-Dec-16	8,268	4,214,766	56.9%
AUROPHARMA	29-Dec-16	7,942	2,793,945	30.4%

### Bottom 5 Contract Future Volumes

Stock	Expiry Date	No of Contracts traded	Current Cash Volume	Cash Delivery %
NIITTECH	29-Dec-16	37	51,428	63.2%
NHPC	29-Dec-16	99	2,441,236	51.1%
OFSS	29-Dec-16	100	39,091	57.3%
TV18BRDCST	29-Dec-16	121	1,393,171	49.9%
DCBBANK	29-Dec-16	141	809,336	58.1%

## SUPPORT / RESISTANCE LEVEL

Company Name	Closing Price	S3	S2	S1	Pivot	R1	R2	R3
ACC	1277.70	1242.35	1254.13	1265.92	1281.33	1293.12	1320.32	1347.52
Adani Ports	276.45	269.50	271.82	274.13	277.57	279.88	285.63	291.38
Ambuja Cements	201.15	196.60	198.12	199.63	201.82	203.33	207.03	210.73
Asian Paints	878.40	848.20	858.27	868.33	885.17	895.23	922.13	949.03
Aurobindo Pharma	698.70	666.25	677.07	687.88	700.17	710.98	734.08	757.18
Axis Bank	467.60	460.15	462.63	465.12	468.93	471.42	477.72	484.02
Bajaj Auto	2642.10	2608.00	2619.37	2630.73	2644.37	2655.73	2680.73	2705.73
Bank Of Baroda	159.35	155.70	156.92	158.13	159.42	160.63	163.13	165.63
Bharti Airtel	305.50	296.70	299.63	302.57	307.03	309.97	317.37	324.77
Bharti Infratel	344.95	330.65	335.42	340.18	348.82	353.58	366.98	380.38
BHEL	121.55	118.70	119.65	120.60	122.00	122.95	125.30	127.65
Bosch	19822.20	19287.70	19465.87	19644.03	19915.52	20093.68	20543.33	20992.98
BPCL	611.85	597.20	602.08	606.97	614.98	619.87	632.77	645.67
Cipla	569.15	548.30	555.25	562.20	568.35	575.30	588.40	601.50
Coal India	287.35	283.20	284.58	285.97	287.88	289.27	292.57	295.87
Dr. Reddy'S Lab	3068.85	2995.20	3019.75	3044.30	3079.65	3104.20	3164.10	3224.00
Eicher Motors	21600.80	21300.00	21400.27	21500.53	21600.27	21700.53	21900.53	22100.53
Gail	425.85	397.70	407.08	416.47	422.38	431.77	447.07	462.37
Grasim	824.15	801.10	808.78	816.47	823.18	830.87	845.27	859.67
HCL Technologies	824.70	803.10	810.30	817.50	822.20	829.40	841.30	853.20
HDFC	1247.90	1221.40	1230.23	1239.07	1251.48	1260.32	1281.57	1302.82
HDFC Bank	1176.75	1161.50	1166.58	1171.67	1175.58	1180.67	1189.67	1198.67
Hero Motocorp	3107.15	3021.80	3050.25	3078.70	3114.45	3142.90	3207.10	3271.30
Hindalco	169.15	164.45	166.02	167.58	169.67	171.23	174.88	178.53
HUL	809.75	798.20	802.05	805.90	811.85	815.70	825.50	835.30
ICICI Bank	257.10	250.55	252.73	254.92	256.93	259.12	263.32	267.52
Idea	76.40	74.45	75.10	75.75	76.45	77.10	78.45	79.80
Indusind Bank	1084.90	1053.95	1064.27	1074.58	1084.42	1094.73	1114.88	1135.03
Infosys	1004.65	979.95	988.18	996.42	1002.33	1010.57	1024.72	1038.87
ITC	227.00	221.70	223.47	225.23	227.12	228.88	232.53	236.18
Kotak Mahindra Bank	719.65	708.85	712.45	716.05	719.00	722.60	729.15	735.70
L&T	1344.95	1324.10	1331.05	1338.00	1348.50	1355.45	1372.90	1390.35
Lupin	1474.30	1427.60	1443.17	1458.73	1476.37	1491.93	1525.13	1558.33
M&M	1177.05	1154.20	1161.82	1169.43	1179.62	1187.23	1205.03	1222.83
Maruti Suzuki India	5115.05	5012.65	5046.78	5080.92	5138.18	5172.32	5263.72	5355.12
NTPC	159.90	157.25	158.13	159.02	160.13	161.02	163.02	165.02
ONGC	201.40	196.80	198.33	199.87	201.63	203.17	206.47	209.77
Power Grid	184.10	180.70	181.83	182.97	183.98	185.12	187.27	189.42
RIL	1062.55	1041.75	1048.68	1055.62	1061.28	1068.22	1080.82	1093.42
SBI	261.35	257.20	258.58	259.97	262.23	263.62	267.27	270.92
Sun Pharma	632.25	616.20	621.55	626.90	635.45	640.80	654.70	668.60
Tata Motors	471.80	452.45	458.90	465.35	471.95	478.40	491.45	504.50
Tata Motors DVR	297.65	285.20	289.35	293.50	297.25	301.40	309.30	317.20
Tata Power	77.15	75.10	75.78	76.47	77.23	77.92	79.37	80.82
Tata Steel	410.35	401.90	404.72	407.53	411.92	414.73	421.93	429.13
TCS	2288.90	2224.90	2246.23	2267.57	2282.63	2303.97	2340.37	2376.77
Tech Mahindra	473.35	465.30	467.98	470.67	473.13	475.82	480.97	486.12
Ultratech	3107.70	3012.10	3043.97	3075.83	3132.87	3164.73	3253.63	3342.53
Wipro	463.55	458.40	460.12	461.83	464.17	465.88	469.93	473.98
Yes Bank	1179.80	1160.25	1166.77	1173.28	1180.57	1187.08	1200.88	1214.68
Zee Entertainment	441.45	432.00	435.15	438.30	443.15	446.30	454.30	462.30

## Disclaimer

Destimoney Securities Private Limited (hereinafter referred to as "Destimoney") is a registered Member of National Stock Exchange of India Limited, Bombay Stock Exchange Limited and MCX Stock Exchange Limited. Destimoney is also registered as a Depository Participant with CDSL. Destimoney is in the process of making an application with SEBI for registering it as a Research Entity in terms of SEBI (Research Analyst) Regulations, 2014. Destimoney or its associates has not been debarred/ suspended by SEBI or any other regulatory authority for accessing /dealing in securities Market and no material disciplinary action has been taken by SEBI/other regulatory authorities impacting Destimoney's Equity Research Analysis. Destimoney or its associates/analyst including its relatives do not hold any actual/beneficial ownership of more than 1% in the company/ies covered by Analyst (hereinafter referred to as "Subject Company/ies"). Destimoney or its associates/analyst including its relatives may hold financial interest in the company/ies covered by Analyst (hereinafter referred to as "Subject Company/ies"). Destimoney or its associates/analysts or his/her relative does not receive any compensation or other benefits from the subject company/ies mentioned in this research report (hereinafter referred to as "Report") or from a third party in connection with preparation of the report. Accordingly, Destimoney or its associates/analyst or his/her relative does not have any other material conflict of interest at the time of publication of the Report.

Research analyst/s engaged in preparation of the Report, has not received any compensation / managed or co-managed public offering of securities of the subject company/ies / has not received compensation for investment banking or merchant banking or brokerage services from the subject company/ies / has not received compensation for products or services other than investment banking or merchant banking or brokerage services from the subject company/ies / has not received compensation or other benefits from the subject company/ies or third party in connection with the Report of the subject company/ies during the past twelve months / has not served as an officer, director or employee of subject Company/ies and is not engaged in market making activity of the subject Company/ies.

Destimoney or its associates are engaged in various financial services business, thus, it might have, received any compensation / managed or co-managed public offering of securities of the subject company/ies / received compensation for investment banking or merchant banking or brokerage services from the subject company/ies / received compensation for products or services other than investment banking or merchant banking or brokerage services from the subject company/ies / received compensation or other benefits from the subject company/ies or third party in connection with the Report of subject company/ies during the past twelve months engaged in market making activity for the subject company/ies.

In the preparation of the material contained in the Report, Destimoney has used information that is publicly available, as also data developed in-house. Some of the material used in the document may have been obtained from members/persons other than Destimoney and which may have been made available to Destimoney. Information gathered & material used in the Report is believed to be from reliable sources. Destimoney has not independently verified all the information and opinions given in this material/document/Report. Accordingly, no representation or warranty, express or implied, is made as to the accuracy, authenticity, completeness or fairness of the information and opinions contained in this material/document/Report. For data reference to any third party in this material no such party will assume any liability for the same.

Destimoney group companies provides finance related product services like distribution of financial products and as such is a provider of many services like loans, mutual funds, tax & trust planning etc. mentioned in this brochure. And hence, Destimoney do not warranty / guarantee about performance of any products and customer servicing w.r.t third party products per se.

Third party products are subject to code of conduct to be adhered to by the representatives of Destimoney and Destimoney is not responsible for the losses, whether actual or notional incurred by any investor. Services assured and expected may vary from actual service and Destimoney does not guarantee about the quality of services. Investments in securities and commodities are subject to market and other risks and there is no assurance or guarantee that the objectives of any of the Investments/Schemes/product would be achieved. Past performances are only indicative and returns are not assured and guaranteed by Destimoney group companies. The price, value of and income from any of the securities or financial instruments mentioned in this report can fall as well as rise. The value of securities and financial instruments is subject to exchange rate fluctuation that may have a positive or adverse effect on the price or income of such securities or financial instruments.

The recipient alone shall be fully responsible, and/or liable for any decision taken on the basis of this material/document/Report. Destimoney does not in any way through this material solicit or offer for purchase or sale of any financial services, commodities, products dealt in this material/document/Report. Destimoney/its affiliates/associates/directors shall not be in any way responsible for any loss or damage of any nature, including but not limited to direct, indirect, punitive, special, exemplary, and consequential, as also any loss of profit that may arise to any person/entity from or in connection with the use of information contained in this material/document/Report. All recipients of this material/document/Report before dealing and/or transacting in any of the products advised, opined or referred to in this material shall make their own investigation, seek appropriate professional advice and make their own independent decision. Noting contained in this material/document/Report should be construed as investment or financial advice. Clients are advised to assess their risk profile/ appetite before acting on any information contained in this material/document/Report. Investors should also refer to risk tag and compare it with its own risk appetite before taking any investment decision.

Reports on technical and derivative analysis are based on studying charts of a stock's price movement, outstanding positions and trading volume as opposed to focussing on a company's fundamentals and as such, may not match with a report on a company's fundamentals. The opinions expressed in the Report are our current opinions as of the date of this report and may be subject to change from time to time without notice. Destimoney or any persons connected with it do not accept any liability arising from use of this material/document/Report.

Information/ opinion conveyed through this material/document/Report are strictly meant for the registered Clients of Destimoney group of Companies of the respective segments. This information is not intended for distribution to, or use by, any person or entity in any jurisdiction or country where such distribution or use would be contrary to law or regulation or which would subject Destimoney or its affiliates to any registration requirement within such jurisdiction or country. This information does not constitute an offer to sell or a solicitation of an offer to buy any financial products to any person in any jurisdiction where it is unlawful to make such an offer or solicitation. No part of this material may be duplicated in whole or in part in any form and / or redistributed without the prior written consent of Destimoney. This material/document/Report is being supplied to you solely for your information, and its contents, information or data may not be reproduced, redistributed or passed on directly or indirectly.

A graph of daily closing prices of securities available at <http://www.nseindia.com/ChartApp/install/charts/mainpage.jsp>, [www.bseindia.com](http://www.bseindia.com) and <http://economictimes.indiatimes.com/markets/stocks/stock-quotes>. (Choose a company from the list on the browser and select the "three years" period in the price chart).

Recipients of the Report shall always independently verify reliability and suitability of the Report and opinions before investing.

For Company details, please visit our website [www.destimoney.com](http://www.destimoney.com)

For research related query, write to us at [research@destimoney.com](mailto:research@destimoney.com)