

20 March 2017

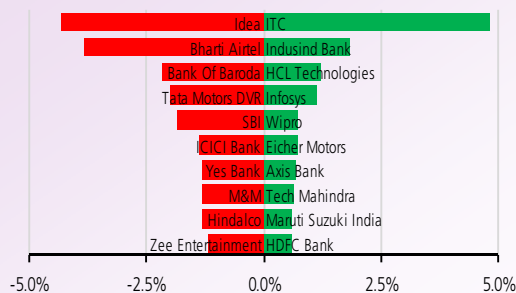
NIFTY TO TRADE BETWEEN 8980-9180

On daily charts, Nifty is consolidating above 9100 level. The short term trend is upward with 8980 level acting as strong support. Intraday Supports are at 9106/9060 levels & Resistance at 9180/9220 levels.

TRADERS COMMENT

The eased path of GST bill helped boost the sentiments however; profit booking after a rally consolidated the markets to close flat. Sensex was up 63.14 points or 0.21% at 29648.99 and Nifty was up 6.35 points or 0.07% at 9160.05.

NIFTY MOVERS & SHAKERS



TOP 5 SECTOR MOVERS

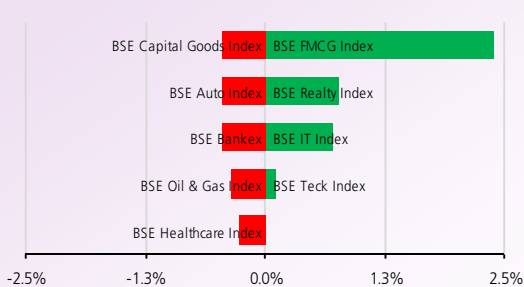


Chart of the Day

Castrol Ltd

Buy above Rs427.50

Castrol is in strong uptrend above its 20 dma support. We recommend a buy only above Rs427.50 with the stop loss of Rs419.50 for the target of Rs4440.

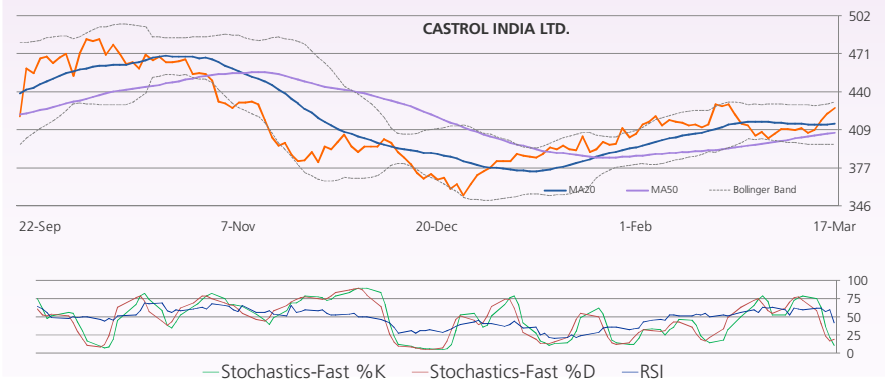


Chart of the Day

Buy:Castrol Ltd

CMP:427.00

Technical Call of the Day

Sell:NTPC Ltd Fut

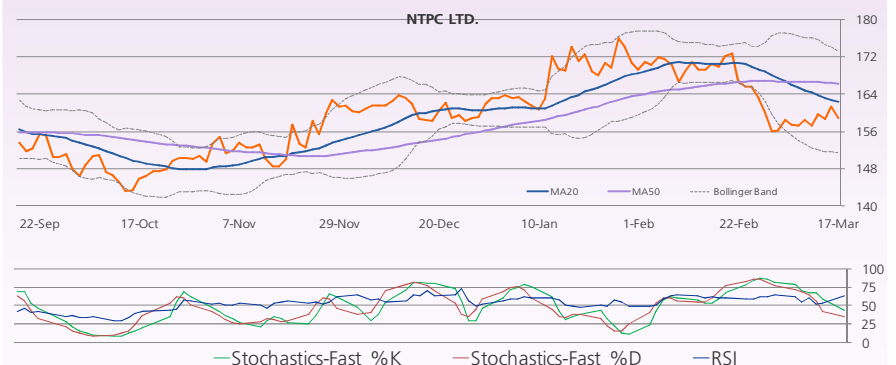
CMP:160.05

Technical call of the Day

NTPC Ltd Future

Sell below Rs159

We recommend a Sell in NTPC Future only below Rs159 with the stop loss of Rs161.50 for the target of Rs155.



We are also available on:



E-mail : research@destimoney.com
www.destimoney.com

STOCKS TRADING IN POSITIVE ZONE:PFC,ITC

STOCKS TRADING IN NEGATIVE ZONE:GLENMARK,BHARATIARTEL

Corporate Snapshot

- ONGC:** Subsequent to board approving the deal on February 23, State-owned Oil and Natural Gas Corporation (ONGC) has signed definitive agreements to buy out debt-ridden GSPC's entire 80 per cent stake in KG-basin natural gas block for \$1.2 billion. The deal will be closed in April. Jubilant Offshore Drilling Pvt Ltd and Geo Global Resources (India) Inc hold 10 per cent stake in the block.

CMP:	190.0
P/E(ttm):	13.6
Impact	Neutral
- Ashok Leyland:** The commercial vehicle major is planning to set up a new facility in Jharkhand. This will be the first investment from a major automobile company in the state, which has identified the sector as one of the key drivers to make it one of the industrial hubs in the country.

CMP:	90.9
P/E(ttm):	30.5
Impact	Neutral
- Maruti Suzuki:** The carmaker is drawing up an aggressive strategy for another year of double-digit growth in the domestic market. It is set to bid the current financial year adieu with a growth rate of about 11 per cent in domestic sales on the back of products like Baleno and Brezza.

CMP:	6192.6
P/E(ttm):	27.7
Impact	Neutral
- NTPC** has recorded highest ever annual cumulative gross power generation of 263.95 BU (billion unit) so far this fiscal surpassing the 262.42 BU achieved in the entire 2015-16. The power producer has registered an annual growth of 4.71 per cent over last year.

CMP:	160.0
P/E(ttm):	13.1
Impact	Neutral
- Marico** has bought a strategic 45 per cent stake in Ahmadabad-based Zed Lifestyle for an undisclosed sum. Marico said with this the company taps into the fast growing online male grooming segment. The Rs 3,200-crore male grooming market, growing at a double digit CAGR, is strategic category for Marico.

CMP:	293.6
P/E(ttm):	2.0
Impact	Neutral

ttm = trailing twelve months

Economic Snapshot

- Domestic air passenger traffic surged by nearly 16 per cent to 86.55 lakh in February over the same period last year as compared to 74.76 lakh fliers in the same month of 2016, according to the DGCA. Significantly, in January, air passenger traffic had surged 25.13 per cent to 95.79 lakh. According to data, budget carrier IndiGo ferried the highest number of passengers in February at 34.19 lakh. Its load factor in February stood at 93.7 per cent in the reporting month. SpiceJet delivered the highest ontime performance from four metro airports at 81.1 per cent in February 2017.
- The Union government has set a target of bringing more than 76 lakh hectares under irrigation by 2019. The government has ensured availability of urea and other fertilisers at lesser rates without any hurdle. The government has also decided to produce neem coated urea for the benefit of farmers.. This urea is required less in quantity and gives higher crop yield by minimising the investment cost. The government has made a provision of Rs 8,000 crore for the promotion of dairy, poultry, fisheries and allied sector in 2017-18.

DERIVATIVES

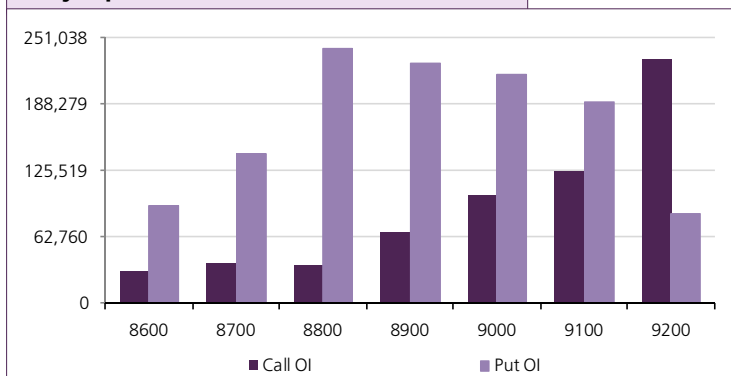
Open Interest Gainers

Stock	Open Interest (contracts)	OI Change (%)	Price (Rs.)	Price change (%)
JETAIRWAYS	5,919,000	21.9%	479.05	2.8%
MRF	58,560	18.3%	55663.95	-1.6%
COALINDIA	19,592,500	15.1%	290.30	-1.0%
TORNTPHARM	248,000	13.6%	1453.60	5.7%
APOLLOTYRE	15,546,000	11.1%	199.70	1.7%

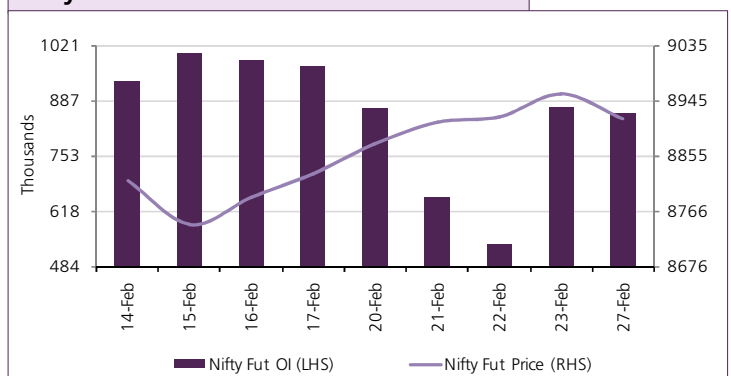
Open Interest Losers

Stock	Open Interest (contracts)	OI Change (%)	Price (Rs.)	Price change (%)
ADANIPTS	9,827,500	-14.9%	325.55	0.0%
TORNTPOWER	4,449,000	-11.1%	210.35	4.5%
M&MFIN	15,155,000	-10.6%	312.25	5.9%
PCJEWELLER	894,000	-10.4%	415.85	-0.7%
GODREJIND	1,525,500	-7.5%	504.50	-2.1%

Nifty Option OI Distribution



Nifty OI Vs Futures Price



Top 5 Traded Stock Futures

Stock	Expiry Date	No of contracts traded	Contract value (Rs. Lacs)	LTP
RELCAPITAL	30-Mar-17	25,551	231,417	603
ITC	30-Mar-17	24,399	166,861	282
TATASTEEL	30-Mar-17	15,803	159,179	503
RELIANCE	30-Mar-17	16,437	107,387	1302
ICICIBANK	30-Mar-17	14,180	100,303	282

Top 5 Traded Stock Options

Stock	Expiry Date	Option Type	Strike price	No of contracts traded	Contract value (Rs. Lacs)	LTP
ITC	30-Mar-17	CE	290	6,209	43,798	2.40
RELCAPITAL	30-Mar-17	CE	620	3,992	37,766	10.00
ITC	30-Mar-17	CE	300	4,478	32,434	1.05
RELCAPITAL	30-Mar-17	CE	600	3,098	28,739	18.10
ICICIBANK	30-Mar-17	CE	290	3,580	26,253	2.75

Top 5 Contract Future Volumes

Stock	Expiry Date	No of Contracts traded	Current Cash Volume	Cash Delivery %
RELCAPITAL	30-Mar-17	25,551	9,377,453	19.7%
ITC	30-Mar-17	24,399	52,012,274	55.8%
RELIANCE	30-Mar-17	16,437	5,195,076	67.8%
TATASTEEL	30-Mar-17	15,803	6,800,312	26.4%
ICICIBANK	30-Mar-17	14,180	22,742,094	73.4%

Bottom 5 Contract Future Volumes

Stock	Expiry Date	No of Contracts traded	Current Cash Volume	Cash Delivery %
PAGEIND	30-Mar-17	335	9,763	48.6%
SOUTHBANK	30-Mar-17	393	4,927,024	33.2%
SYNDIBANK	30-Mar-17	407	1,025,325	25.4%
JPASSOCIAT	30-Mar-17	427	60,596,839	30.5%
GODREJCP	30-Mar-17	478	196,147	72.8%

SUPPORT / RESISTANCE LEVEL

Company Name	Closing Price	S3	S2	S1	Pivot	R1	R2	R3
ACC	1411.50	1378.70	1389.63	1400.57	1414.23	1425.17	1449.77	1474.37
Adani Ports	325.40	313.70	317.60	321.50	325.20	329.10	336.70	344.30
Ambuja Cements	234.10	227.20	229.50	231.80	234.10	236.40	241.00	245.60
Asian Paints	1079.45	1057.80	1065.02	1072.23	1082.22	1089.43	1106.63	1123.83
Aurobindo Pharma	687.55	661.00	669.85	678.70	686.35	695.20	711.70	728.20
Axis Bank	517.15	504.40	508.65	512.90	515.95	520.20	527.50	534.80
Bajaj Auto	2912.50	2831.60	2858.57	2885.53	2917.12	2944.08	3002.63	3061.18
Bank Of Baroda	164.90	159.60	161.37	163.13	166.17	167.93	172.73	177.53
Bharti Airtel	346.85	325.00	332.28	339.57	351.28	358.57	377.57	396.57
Bharti Infratel	309.70	299.20	302.70	306.20	309.15	312.65	319.10	325.55
BHEL	168.65	160.25	163.05	165.85	168.80	171.60	177.35	183.10
Bosch	22798.80	22280.05	22452.97	22625.88	22812.92	22985.83	23345.78	23705.73
BPCL	642.10	626.10	631.43	636.77	643.38	648.72	660.67	672.62
Cipla	597.30	584.00	588.43	592.87	598.68	603.12	613.37	623.62
Coal India	289.25	281.80	284.28	286.77	290.68	293.17	299.57	305.97
Dr. Reddy'S Lab	2736.25	2695.00	2708.75	2722.50	2737.75	2751.50	2780.50	2809.50
Eicher Motors	24691.40	23797.85	24095.70	24393.55	24590.75	24888.60	25383.65	25878.70
Gail	375.15	366.00	369.05	372.10	376.05	379.10	386.10	393.10
Grasim	1041.40	1005.55	1017.50	1029.45	1042.15	1054.10	1078.75	1103.40
HCL Technologies	865.75	835.00	845.25	855.50	863.25	873.50	891.50	909.50
HDFC	1451.20	1418.90	1429.67	1440.43	1449.47	1460.23	1480.03	1499.83
HDFC Bank	1425.85	1398.20	1407.42	1416.63	1422.07	1431.28	1445.93	1460.58
Hero Motocorp	3346.10	3312.20	3323.50	3334.80	3354.40	3365.70	3396.60	3427.50
Hindalco	196.20	188.95	191.37	193.78	197.07	199.48	205.18	210.88
HUL	902.55	889.00	893.52	898.03	904.52	909.03	920.03	931.03
ICICI Bank	280.60	272.60	275.27	277.93	282.32	284.98	292.03	299.08
Idea	108.10	100.00	102.70	105.40	109.70	112.40	119.40	126.40
Indusind Bank	1383.55	1341.20	1355.32	1369.43	1382.67	1396.78	1424.13	1451.48
Infosys	1040.30	995.60	1010.50	1025.40	1034.15	1049.05	1072.70	1096.35
ITC	281.25	264.70	270.22	275.73	282.32	287.83	299.93	312.03
Kotak Mahindra Bank	848.25	830.65	836.52	842.38	848.42	854.28	866.18	878.08
L&T	1552.55	1515.40	1527.78	1540.17	1556.53	1568.92	1597.67	1626.42
Lupin	1456.55	1428.85	1438.08	1447.32	1461.38	1470.62	1493.92	1517.22
M&M	1303.85	1268.05	1279.98	1291.92	1311.93	1323.87	1355.82	1387.77
Maruti Suzuki India	6192.60	6073.20	6113.00	6152.80	6189.80	6229.60	6306.40	6383.20
NTPC	159.95	155.65	157.08	158.52	160.18	161.62	164.72	167.82
ONGC	190.00	186.50	187.67	188.83	190.62	191.78	194.73	197.68
Power Grid	194.00	189.20	190.80	192.40	194.70	196.30	200.20	204.10
RIL	1300.70	1276.15	1284.33	1292.52	1306.23	1314.42	1336.32	1358.22
SBI	274.15	267.50	269.72	271.93	275.72	277.93	283.93	289.93
Sun Pharma	707.50	687.60	694.23	700.87	708.63	715.27	729.67	744.07
Tata Motors	476.50	459.20	464.97	470.73	477.47	483.23	495.73	508.23
Tata Motors DVR	287.00	275.20	279.13	283.07	288.53	292.47	301.87	311.27
Tata Power	86.35	84.20	84.92	85.63	86.42	87.13	88.63	90.13
Tata Steel	502.20	487.45	492.37	497.28	503.02	507.93	518.58	529.23
TCS	2525.75	2473.50	2490.92	2508.33	2527.17	2544.58	2580.83	2617.08
Tech Mahindra	484.25	450.90	462.02	473.13	480.47	491.58	510.03	528.48
Ultratech	4039.80	3963.50	3988.93	4014.37	4043.93	4069.37	4124.37	4179.37
Wipro	504.25	490.90	495.35	499.80	503.40	507.85	515.90	523.95
Yes Bank	1507.90	1467.00	1480.63	1494.27	1517.13	1530.77	1567.27	1603.77
Zee Entertainment	519.25	503.15	508.52	513.88	520.67	526.03	538.18	550.33

Disclaimer

Destimoney Securities Private Limited (hereinafter referred to as "Destimoney") is a registered Member of National Stock Exchange of India Limited, Bombay Stock Exchange Limited and MCX Stock Exchange Limited. Destimoney is also registered as a Depository Participant with CDSL. Destimoney is in the process of making an application with SEBI for registering it as a Research Entity in terms of SEBI (Research Analyst) Regulations, 2014. Destimoney or its associates has not been debarred/ suspended by SEBI or any other regulatory authority for accessing /dealing in securities Market and no material disciplinary action has been taken by SEBI/other regulatory authorities impacting Destimoney's Equity Research Analysis. Destimoney or its associates/analyst including its relatives do not hold any actual/beneficial ownership of more than 1% in the company/ies covered by Analyst (hereinafter referred to as "Subject Company/ies"). Destimoney or its associates/analyst including its relatives may hold financial interest in the company/ies covered by Analyst (hereinafter referred to as "Subject Company/ies"). Destimoney or its associates/analysts or his/her relative does not receive any compensation or other benefits from the subject company/ies mentioned in this research report (hereinafter referred to as "Report") or from a third party in connection with preparation of the report. Accordingly, Destimoney or its associates/analyst or his/her relative does not have any other material conflict of interest at the time of publication of the Report.

Research analyst/s engaged in preparation of the Report, has not received any compensation / managed or co-managed public offering of securities of the subject company/ies / has not received compensation for investment banking or merchant banking or brokerage services from the subject company/ies / has not received compensation for products or services other than investment banking or merchant banking or brokerage services from the subject company/ies / has not received compensation or other benefits from the subject company/ies or third party in connection with the Report of the subject company/ies during the past twelve months / has not served as an officer, director or employee of subject Company/ies and is not engaged in market making activity of the subject Company/ies.

Destimoney or its associates are engaged in various financial services business, thus, it might have, received any compensation / managed or co-managed public offering of securities of the subject company/ies / received compensation for investment banking or merchant banking or brokerage services from the subject company/ies / received compensation for products or services other than investment banking or merchant banking or brokerage services from the subject company/ies / received compensation or other benefits from the subject company/ies or third party in connection with the Report of subject company/ies during the past twelve months engaged in market making activity for the subject company/ies.

In the preparation of the material contained in the Report, Destimoney has used information that is publicly available, as also data developed in-house. Some of the material used in the document may have been obtained from members/persons other than Destimoney and which may have been made available to Destimoney. Information gathered & material used in the Report is believed to be from reliable sources. Destimoney has not independently verified all the information and opinions given in this material/document/Report. Accordingly, no representation or warranty, express or implied, is made as to the accuracy, authenticity, completeness or fairness of the information and opinions contained in this material/document/Report. For data reference to any third party in this material no such party will assume any liability for the same.

Destimoney group companies provides finance related product services like distribution of financial products and as such is a provider of many services like loans, mutual funds, tax & trust planning etc. mentioned in this brochure. And hence, Destimoney do not warranty / guarantee about performance of any products and customer servicing w.r.t third party products per se.

Third party products are subject to code of conduct to be adhered to by the representatives of Destimoney and Destimoney is not responsible for the losses, whether actual or notional incurred by any investor. Services assured and expected may vary from actual service and Destimoney does not guarantee about the quality of services. Investments in securities and commodities are subject to market and other risks and there is no assurance or guarantee that the objectives of any of the Investments/Schemes/product would be achieved. Past performances are only indicative and returns are not assured and guaranteed by Destimoney group companies. The price, value of and income from any of the securities or financial instruments mentioned in this report can fall as well as rise. The value of securities and financial instruments is subject to exchange rate fluctuation that may have a positive or adverse effect on the price or income of such securities or financial instruments.

The recipient alone shall be fully responsible, and/or liable for any decision taken on the basis of this material/document/Report. Destimoney does not in any way through this material solicit or offer for purchase or sale of any financial services, commodities, products dealt in this material/document/Report. Destimoney/its affiliates/associates/directors shall not be in any way responsible for any loss or damage of any nature, including but not limited to direct, indirect, punitive, special, exemplary, and consequential, as also any loss of profit that may arise to any person/entity from or in connection with the use of information contained in this material/document/Report. All recipients of this material/document/Report before dealing and/or transacting in any of the products advised, opined or referred to in this material shall make their own investigation, seek appropriate professional advice and make their own independent decision. Noting contained in this material/document/Report should be construed as investment or financial advice. Clients are advised to assess their risk profile/ appetite before acting on any information contained in this material/document/Report. Investors should also refer to risk tag and compare it with its own risk appetite before taking any investment decision.

Reports on technical and derivative analysis are based on studying charts of a stock's price movement, outstanding positions and trading volume as opposed to focussing on a company's fundamentals and as such, may not match with a report on a company's fundamentals. The opinions expressed in the Report are our current opinions as of the date of this report and may be subject to change from time to time without notice. Destimoney or any persons connected with it do not accept any liability arising from use of this material/document/Report.

Information/ opinion conveyed through this material/document/Report are strictly meant for the registered Clients of Destimoney group of Companies of the respective segments. This information is not intended for distribution to, or use by, any person or entity in any jurisdiction or country where such distribution or use would be contrary to law or regulation or which would subject Destimoney or its affiliates to any registration requirement within such jurisdiction or country. This information does not constitute an offer to sell or a solicitation of an offer to buy any financial products to any person in any jurisdiction where it is unlawful to make such an offer or solicitation. No part of this material may be duplicated in whole or in part in any form and / or redistributed without the prior written consent of Destimoney. This material/document/Report is being supplied to you solely for your information, and its contents, information or data may not be reproduced, redistributed or passed on directly or indirectly.

A graph of daily closing prices of securities available at <http://www.nseindia.com/ChartApp/install/charts/mainpage.jsp>, www.bseindia.com and <http://economictimes.indiatimes.com/markets/stocks/stock-quotes>. (Choose a company from the list on the browser and select the "three years" period in the price chart).

Recipients of the Report shall always independently verify reliability and suitability of the Report and opinions before investing.

For Company details, please visit our website www.destimoney.com

For research related query, write to us at research@destimoney.com