

21 December 2016

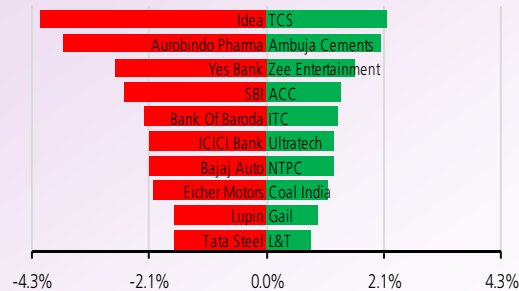
NIFTY TO TRADE BETWEEN 8000-8180

Positionally, Nifty is rangebound between 8060/8230 levels and just managed to hold the lower range. Breach of 8060 level would lead to further downside. Intraday Supports are at 8060/8000 levels & Resistance at 8150/8180 levels.

TRADERS COMMENT

Extending declines for the fifth trading day, the benchmark indices settled Tuesday's session lower led by losses in financial, telecom and pharma stocks. Mixed trend seen in global markets following Federal Reserve Chairwoman Janet Yellen's speech and Bank of Japan's monetary policy meeting along with deadly incidents in Germany and Turkey also impacted sentiment. The S&P BSE Sensex ended at 26,307, down 67 points, while the broader Nifty50 closed at 8,082, down 22 points.

NIFTY MOVERS & SHAKERS



TOP 5 SECTOR MOVERS

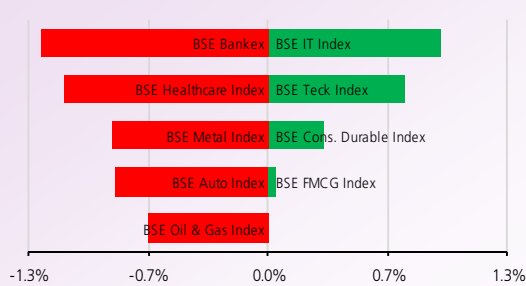


Chart of the Day SunTv Ltd Buy above 495

SunTv Ltd is forming a Bullish Flag formation with a rise in volumes. We recommend a buy above Rs 495 with the stop loss of Rs 482 for the target of Rs 518.

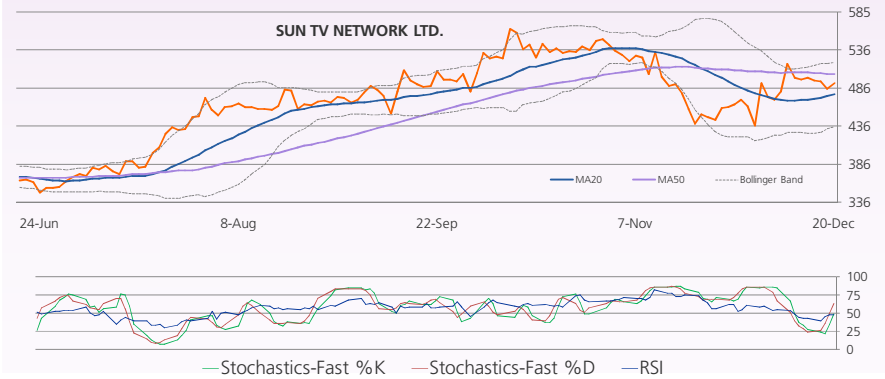


Chart of the Day

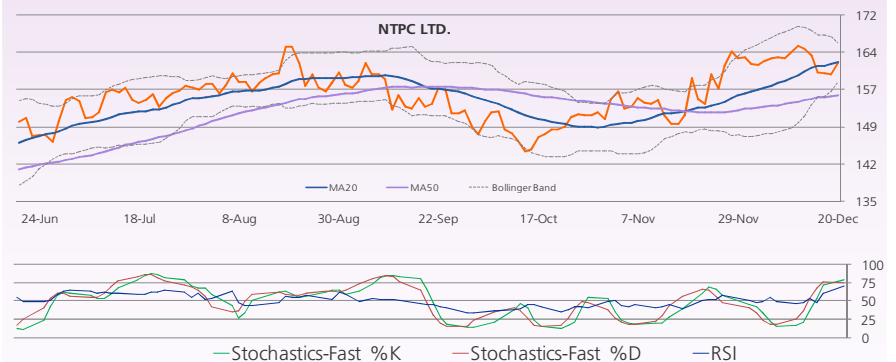
Buy: SunTv Ltd CMP:492.90

Technical Call of the Day

Buy: NTPC Ltd CMP:161.85

Technical call of the Day NTPC Ltd Buy above Rs162

We recommend a buy in NTPC Ltd only above Rs 162 with the stop loss of Rs 159.50 for the target of Rs166.



We are also available on:



E-mail : research@destimoney.com
www.destimoney.com

STOCKS TRADING IN POSITIVE ZONE: TCS, INFOSYS
 STOCKS TRADING IN NEGATIVE ZONE: JUSTDIAL, BHARATFINANCE

Corporate Snapshot

- Bajaj Hindusthan Sugar Ltd** plans to sell its co-generation power business to its group company Lalitpur Power Generation Company Ltd (LPGCL) for about Rs 1,800 crores. The company's board today "considered approval of sale and transfer of its co-generation power business with an aggregate capacity of 449 MW at 14 locations to LPGCL for a lumpsum consideration in cash of about Rs 1,800 crores

CMP:	13.6
P/E(ttm):	109.3
Impact	Neutral
- MIC Electronics Ltd** has been granted a patent by the Controller General of Patents, Designs & Trademarks, Intellectual Property of India, for its solar rechargeable lantern for 20 years from August 25, 2008. This Solar LED product is portable and embedded with multiple applications and advantageous for rural habitants.

CMP:	16.8
P/E(ttm):	NA
Impact	Neutral
- Tata Motors**-owned Jaguar Land Rover announced the launch of new Range Rover Evoque 2017 range priced between Rs 49.10 lakh and Rs 67.9 lakh (ex-showroom, Delhi). With the introduction of the Ingenium 2 litre diesel engine, the 2017 Model Year New Range Rover Evoque becomes the first Land Rover in India to get the much awaited power-train. The model will be available in six variants.

CMP:	473.2
P/E(ttm):	13.7
Impact	Neutral
- Oil and Natural Gas Corporation** has tied up with Hughes Communications India to revamp and upgrade its existing satellite network across India. Hughes India will implement the JUPITER System to augment its existing C-Band Network with the latest HTS (High-throughput satellite) technology

CMP:	199.7
P/E(ttm):	NA
Impact	Neutral
- Sun Pharmaceutical** has completed the acquisition of 85.1 per cent stake in Russia-based JSC Biosintez. The company has also "voluntarily requested" the United States Food and Drug Administration to withdraw approvals given to 28 Abbreviated New Drug Applications (ANDAs).

CMP:	627.9
P/E(ttm):	20.5
Impact	Neutral

ttm = trailing twelve months

Economic Snapshot

- Over Rs 3,185 crores of undisclosed income has been detected while Rs 86 crores worth new notes have been seized by the Income Tax department as part of its country-wide operations against black money hoarders post the demonetisation of two high-value currencies by the government. Official sources said the taxman carried out a total of 677 searches, survey and enquiry operations under the provisions of the Income Tax Act since the note ban was declared on November 8, even as the department has issued over 3,100 notices to various entities on charges of tax evasion and hawala-like dealings. The department, they said, has seized cash and jewellery worth over Rs 428 crores during the same period even as the new currency seized (majorly Rs 2,000 notes) is valued at about Rs 86 crores.

DERIVATIVES

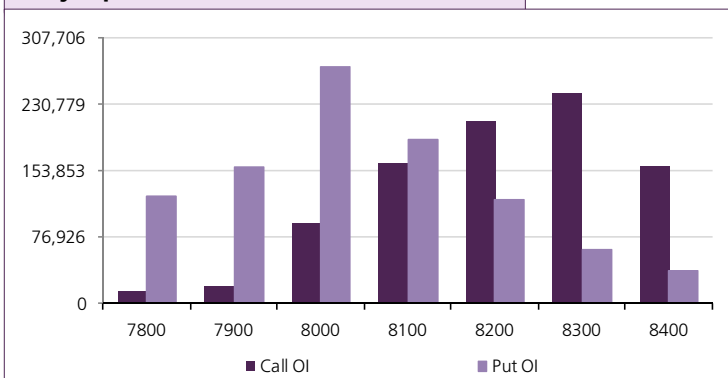
Open Interest Gainers

Stock	Open Interest (contracts)	OI Change (%)	Price (Rs.)	Price change (%)
BHARATFIN	11,614,000	11.5%	582.70	-3.6%
AUROPHARMA	10,224,900	8.1%	674.00	-3.7%
BAUFINANCE	8,115,000	7.3%	803.45	-2.5%
M&MFIN	10,997,500	6.4%	251.40	-3.4%
INDUSINDBK	3,946,800	5.3%	1074.55	-1.2%

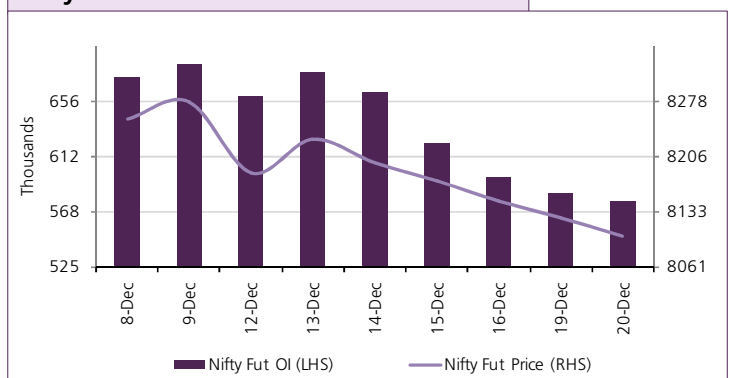
Open Interest Losers

Stock	Open Interest (contracts)	OI Change (%)	Price (Rs.)	Price change (%)
CENTURYTEX	4,998,400	-12.2%	763.30	-0.8%
TATAMOTORS	18,328,500	-11.0%	473.00	0.0%
ABIRLANUVO	3,294,000	-6.5%	1197.25	-0.2%
SUNTV	7,380,000	-6.1%	493.25	1.3%
BEML	688,500	-5.9%	906.85	-1.2%

Nifty Option OI Distribution



Nifty OI Vs Futures Price



Top 5 Traded Stock Futures

Stock	Expiry Date	No of contracts traded	Contract value (Rs. Lacs)	LTP
BHARATFIN	29-Dec-16	29,142	168,902	583
SBIN	29-Dec-16	13,848	106,861	255
VEDL	29-Dec-16	7,174	96,657	225
YESBANK	29-Dec-16	9,604	78,196	1151
AUROPHARMA	29-Dec-16	14,739	70,359	674

Top 5 Traded Stock Options

Stock	Expiry Date	Option Type	Strike price	No of contracts traded	Contract value (Rs. Lacs)	LTP
BHARATFIN	29-Dec-16	CE	600	5,625	34,336	12.00
SBIN	29-Dec-16	CE	270	3,984	32,381	0.65
SBIN	29-Dec-16	CE	260	3,845	30,363	2.30
SBIN	29-Dec-16	CE	265	3,580	28,638	1.15
YESBANK	29-Dec-16	CE	1,200	2,836	23,947	4.00

Top 5 Contract Future Volumes

Stock	Expiry Date	No of Contracts traded	Current Cash Volume	Cash Delivery %
BHARATFIN	29-Dec-16	29,142	14,137,106	25.2%
AUROPHARMA	29-Dec-16	14,739	5,039,080	33.5%
SBIN	29-Dec-16	13,848	12,765,309	28.2%
SUNPHARMA	29-Dec-16	10,361	3,984,283	49.7%
AXISBANK	29-Dec-16	9,704	4,836,019	57.8%

Bottom 5 Contract Future Volumes

Stock	Expiry Date	No of Contracts traded	Current Cash Volume	Cash Delivery %
TORNTPOWER	29-Dec-16	82	146,990	37.4%
NIITTECH	29-Dec-16	114	98,560	37.1%
CUMMINSIND	29-Dec-16	127	66,951	43.0%
NHPC	29-Dec-16	147	2,161,378	55.0%
DCBBANK	29-Dec-16	154	565,225	31.7%

SUPPORT / RESISTANCE LEVEL

Company Name	Closing Price	S3	S2	S1	Pivot	R1	R2	R3
ACC	1295.15	1245.00	1261.72	1278.43	1288.72	1305.43	1332.43	1359.43
Adani Ports	272.40	260.80	264.67	268.53	272.32	276.18	283.83	291.48
Ambuja Cements	205.35	196.30	199.32	202.33	204.17	207.18	212.03	216.88
Asian Paints	865.70	838.10	847.30	856.50	869.25	878.45	900.40	922.35
Aurobindo Pharma	672.65	644.00	653.55	663.10	678.90	688.45	713.80	739.15
Axis Bank	461.65	451.20	454.68	458.17	463.93	467.42	476.67	485.92
Bajaj Auto	2585.95	2488.70	2521.12	2553.53	2607.92	2640.33	2727.13	2813.93
Bank Of Baroda	155.75	149.80	151.78	153.77	156.98	158.97	164.17	169.37
Bharti Airtel	302.55	291.45	295.15	298.85	302.80	306.50	314.15	321.80
Bharti Infratel	345.45	334.50	338.15	341.80	345.80	349.45	357.10	364.75
BHEL	120.90	118.80	119.50	120.20	121.35	122.05	123.90	125.75
Bosch	19822.20	19822.20	19822.20	19822.20	19822.20	19822.20	19822.20	19822.20
BPCL	612.05	600.25	604.18	608.12	613.08	617.02	625.92	634.82
Cipla	563.10	550.20	554.50	558.80	566.30	570.60	582.40	594.20
Coal India	290.60	285.80	287.40	289.00	290.80	292.40	295.80	299.20
Dr. Reddy'S Lab	3046.50	2984.40	3005.10	3025.80	3056.90	3077.60	3129.40	3181.20
Eicher Motors	21156.20	20450.00	20685.40	20920.80	21335.40	21570.80	22220.80	22870.80
Gail	429.85	415.50	420.28	425.07	428.78	433.57	442.07	450.57
Grasim	828.85	806.55	813.98	821.42	827.43	834.87	848.32	861.77
HCL Technologies	830.15	814.55	819.75	824.95	829.55	834.75	844.55	854.35
HDFC	1235.55	1199.70	1211.65	1223.60	1239.75	1251.70	1279.80	1307.90
HDFC Bank	1181.90	1158.40	1166.23	1174.07	1179.53	1187.37	1200.67	1213.97
Hero Motocorp	3058.95	2974.10	3002.38	3030.67	3073.33	3101.62	3172.57	3243.52
Hindalco	167.15	160.95	163.02	165.08	167.42	169.48	173.88	178.28
HUL	801.40	784.15	789.90	795.65	804.20	809.95	824.25	838.55
ICICI Bank	251.60	243.80	246.40	249.00	252.85	255.45	261.90	268.35
Idea	73.25	69.35	70.65	71.95	74.30	75.60	79.25	82.90
Indusind Bank	1071.90	1045.60	1054.37	1063.13	1076.02	1084.78	1106.43	1128.08
Infosys	1012.15	983.60	993.12	1002.63	1010.82	1020.33	1038.03	1055.73
ITC	229.95	224.20	226.12	228.03	229.42	231.33	234.63	237.93
Kotak Mahindra Bank	718.35	710.80	713.32	715.83	719.42	721.93	728.03	734.13
L&T	1355.50	1327.10	1336.57	1346.03	1353.62	1363.08	1380.13	1397.18
Lupin	1449.25	1404.35	1419.32	1434.28	1460.97	1475.93	1517.58	1559.23
M&M	1178.60	1153.95	1162.17	1170.38	1178.22	1186.43	1202.48	1218.53
Maruti Suzuki India	5108.00	4996.50	5033.67	5070.83	5109.17	5146.33	5221.83	5297.33
NTPC	161.85	158.50	159.62	160.73	161.62	162.73	164.73	166.73
ONGC	199.85	193.55	195.65	197.75	199.60	201.70	205.65	209.60
Power Grid	181.95	179.05	180.02	180.98	182.72	183.68	186.38	189.08
RIL	1057.90	1045.30	1049.50	1053.70	1057.35	1061.55	1069.40	1077.25
SBI	254.55	243.60	247.25	250.90	256.90	260.55	270.20	279.85
Sun Pharma	627.90	606.20	613.43	620.67	629.33	636.57	652.47	668.37
Tata Motors	473.15	463.20	466.52	469.83	472.42	475.73	481.63	487.53
Tata Motors DVR	298.60	294.50	295.87	297.23	298.47	299.83	302.43	305.03
Tata Power	76.55	73.30	74.38	75.47	77.38	78.47	81.47	84.47
Tata Steel	403.50	388.20	393.30	398.40	406.20	411.30	424.20	437.10
TCS	2339.30	2229.10	2265.83	2302.57	2323.78	2360.52	2418.47	2476.42
Tech Mahindra	476.75	466.55	469.95	473.35	477.05	480.45	487.55	494.65
Ultratech	3145.60	3037.70	3073.67	3109.63	3139.57	3175.53	3241.43	3307.33
Wipro	466.65	453.40	457.82	462.23	466.07	470.48	478.73	486.98
Yes Bank	1147.10	1103.95	1118.33	1132.72	1158.13	1172.52	1212.32	1252.12
Zee Entertainment	448.50	430.00	436.17	442.33	446.17	452.33	462.33	472.33

Disclaimer

Destimoney Securities Private Limited (hereinafter referred to as "Destimoney") is a registered Member of National Stock Exchange of India Limited, Bombay Stock Exchange Limited and MCX Stock Exchange Limited. Destimoney is also registered as a Depository Participant with CDSL. Destimoney is in the process of making an application with SEBI for registering it as a Research Entity in terms of SEBI (Research Analyst) Regulations, 2014. Destimoney or its associates has not been debarred/ suspended by SEBI or any other regulatory authority for accessing /dealing in securities Market and no material disciplinary action has been taken by SEBI/other regulatory authorities impacting Destimoney's Equity Research Analysis. Destimoney or its associates/analyst including its relatives do not hold any actual/beneficial ownership of more than 1% in the company/ies covered by Analyst (hereinafter referred to as "Subject Company/ies"). Destimoney or its associates/analyst including its relatives may hold financial interest in the company/ies covered by Analyst (hereinafter referred to as "Subject Company/ies"). Destimoney or its associates/analysts or his/her relative does not receive any compensation or other benefits from the subject company/ies mentioned in this research report (hereinafter referred to as "Report") or from a third party in connection with preparation of the report. Accordingly, Destimoney or its associates/analyst or his/her relative does not have any other material conflict of interest at the time of publication of the Report.

Research analyst/s engaged in preparation of the Report, has not received any compensation / managed or co-managed public offering of securities of the subject company/ies / has not received compensation for investment banking or merchant banking or brokerage services from the subject company/ies / has not received compensation for products or services other than investment banking or merchant banking or brokerage services from the subject company/ies / has not received compensation or other benefits from the subject company/ies or third party in connection with the Report of the subject company/ies during the past twelve months / has not served as an officer, director or employee of subject Company/ies and is not engaged in market making activity of the subject Company/ies.

Destimoney or its associates are engaged in various financial services business, thus, it might have, received any compensation / managed or co-managed public offering of securities of the subject company/ies / received compensation for investment banking or merchant banking or brokerage services from the subject company/ies / received compensation for products or services other than investment banking or merchant banking or brokerage services from the subject company/ies / received compensation or other benefits from the subject company/ies or third party in connection with the Report of subject company/ies during the past twelve months engaged in market making activity for the subject company/ies.

In the preparation of the material contained in the Report, Destimoney has used information that is publicly available, as also data developed in-house. Some of the material used in the document may have been obtained from members/persons other than Destimoney and which may have been made available to Destimoney. Information gathered & material used in the Report is believed to be from reliable sources. Destimoney has not independently verified all the information and opinions given in this material/document/Report. Accordingly, no representation or warranty, express or implied, is made as to the accuracy, authenticity, completeness or fairness of the information and opinions contained in this material/document/Report. For data reference to any third party in this material no such party will assume any liability for the same.

Destimoney group companies provides finance related product services like distribution of financial products and as such is a provider of many services like loans, mutual funds, tax & trust planning etc. mentioned in this brochure. And hence, Destimoney do not warranty / guarantee about performance of any products and customer servicing w.r.t third party products per se.

Third party products are subject to code of conduct to be adhered to by the representatives of Destimoney and Destimoney is not responsible for the losses, whether actual or notional incurred by any investor. Services assured and expected may vary from actual service and Destimoney does not guarantee about the quality of services. Investments in securities and commodities are subject to market and other risks and there is no assurance or guarantee that the objectives of any of the Investments/Schemes/product would be achieved. Past performances are only indicative and returns are not assured and guaranteed by Destimoney group companies. The price, value of and income from any of the securities or financial instruments mentioned in this report can fall as well as rise. The value of securities and financial instruments is subject to exchange rate fluctuation that may have a positive or adverse effect on the price or income of such securities or financial instruments.

The recipient alone shall be fully responsible, and/or liable for any decision taken on the basis of this material/document/Report. Destimoney does not in any way through this material solicit or offer for purchase or sale of any financial services, commodities, products dealt in this material/document/Report. Destimoney/its affiliates/associates/directors shall not be in any way responsible for any loss or damage of any nature, including but not limited to direct, indirect, punitive, special, exemplary, and consequential, as also any loss of profit that may arise to any person/entity from or in connection with the use of information contained in this material/document/Report. All recipients of this material/document/Report before dealing and/or transacting in any of the products advised, opined or referred to in this material shall make their own investigation, seek appropriate professional advice and make their own independent decision. Noting contained in this material/document/Report should be construed as investment or financial advice. Clients are advised to assess their risk profile/ appetite before acting on any information contained in this material/document/Report. Investors should also refer to risk tag and compare it with its own risk appetite before taking any investment decision.

Reports on technical and derivative analysis are based on studying charts of a stock's price movement, outstanding positions and trading volume as opposed to focussing on a company's fundamentals and as such, may not match with a report on a company's fundamentals. The opinions expressed in the Report are our current opinions as of the date of this report and may be subject to change from time to time without notice. Destimoney or any persons connected with it do not accept any liability arising from use of this material/document/Report.

Information/ opinion conveyed through this material/document/Report are strictly meant for the registered Clients of Destimoney group of Companies of the respective segments. This information is not intended for distribution to, or use by, any person or entity in any jurisdiction or country where such distribution or use would be contrary to law or regulation or which would subject Destimoney or its affiliates to any registration requirement within such jurisdiction or country. This information does not constitute an offer to sell or a solicitation of an offer to buy any financial products to any person in any jurisdiction where it is unlawful to make such an offer or solicitation. No part of this material may be duplicated in whole or in part in any form and / or redistributed without the prior written consent of Destimoney. This material/document/Report is being supplied to you solely for your information, and its contents, information or data may not be reproduced, redistributed or passed on directly or indirectly.

A graph of daily closing prices of securities available at <http://www.nseindia.com/ChartApp/install/charts/mainpage.jsp>, www.bseindia.com and <http://economictimes.indiatimes.com/markets/stocks/stock-quotes>. (Choose a company from the list on the browser and select the "three years" period in the price chart).

Recipients of the Report shall always independently verify reliability and suitability of the Report and opinions before investing.

For Company details, please visit our website www.destimoney.com

For research related query, write to us at research@destimoney.com