

23 February 2017

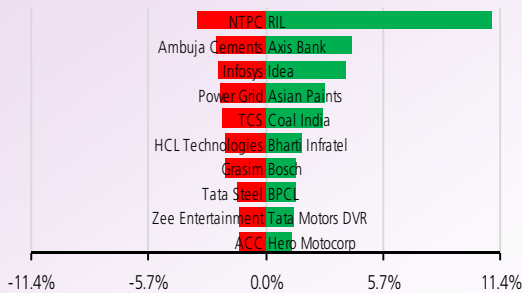
NIFTY TO TRADE BETWEEN 8855-9000

On daily charts, Nifty Index formed a DOJI candle which indicates resistance at higher levels. The market breadth turned weak, indicating possibility of correction. Intraday Supports are at 8880/8855 levels & Resistance at 8960/9000 levels.

TRADERS COMMENT

Indian shares on Wednesday ended near 5-month high propelled by Reliance Industries that hit 8-year high following success of its telecom arm in roping in 100 million customers and promising a steady revenue stream from a new plan. Sensex was up 103.12 points or 0.36% at 28864.71 and Nifty was up 19.05 points or 0.21% at 8926.90.

NIFTY MOVERS & SHAKERS



TOP 5 SECTOR MOVERS

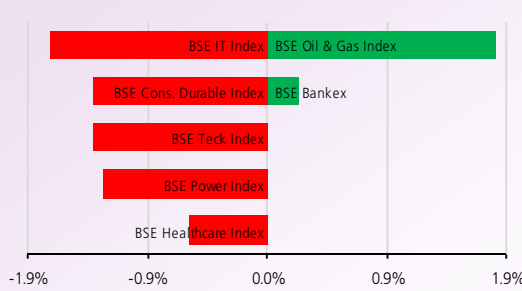
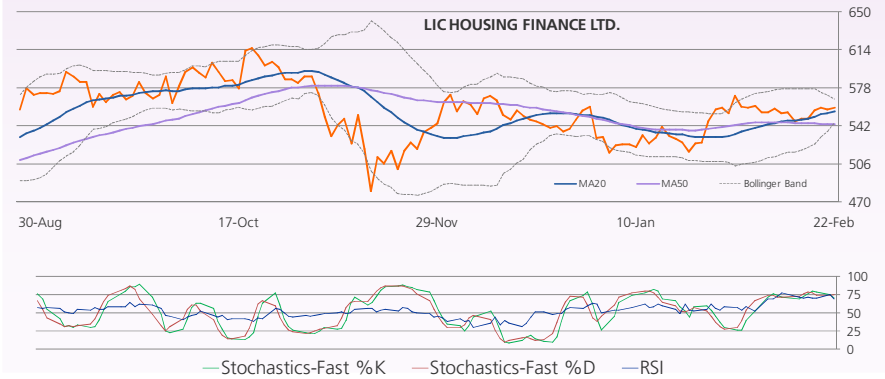


Chart of the Day LicHsgFin Ltd Buy above Rs563

LicHsgFin is consolidating within a narrow range. We recommend a buy only above Rs563 with the stoploss of Rs555 for the target of Rs577.



Technical Call of the Day HeroMotocorp Ltd Buy above Rs3170

We recommend a Buy in HeroMotocorp only above Rs3170 with the stoploss of Rs3110 for the target of Rs3250.

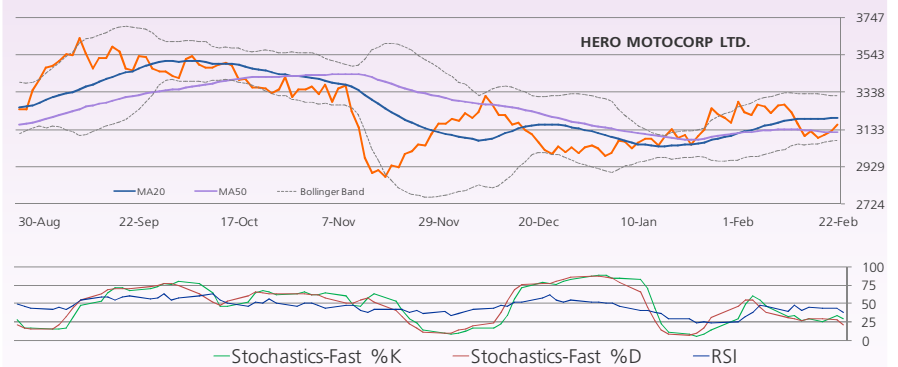


Chart of the Day
Buy: LicHsgFin Ltd CMP:559.50

Technical Call of the Day
Buy: HeroMotocorp Ltd CMP:3166.2

We are also available on:



E-mail : research@destimoney.com
www.destimoney.com

STOCKS TRADING IN POSITIVE ZONE:AXISBANK,APOLLOHOSPITAL
STOCKS TRADING IN NEGATIVE ZONE:NTPC,PAGEIND

Corporate Snapshot

- **NTPC:** The company has commissioned the 115 MW out of 260 MW of Bhadla Solar Power Project. With this, the installed capacity of NTPC's solar power projects touches 475 MW. The total installed capacity of NTPC on standalone basis has become 41177 MW and that of NTPC group has become 48143 MW.

CMP:	166.7
P/E(ttm):	13.7
Impact	Neutral
- **Bharti Airtel:** The company has acquired a "strategic equity stake" in financial technology company Seynse Technologies for an undisclosed amount. Seynse has created a digital lending platform 'Loan Singh' that enables easy loans for credit-worthy yet underserved borrowers. Its platform is powered by a proprietary credit engine and advanced machine learning capacity.

CMP:	361.0
P/E(ttm):	21.3
Impact	Neutral
- **Maruti Suzuki:** The country's largest carmaker is investing another Rs 1,900 crore till March 2019 on enhancing the R&D centre here for cutting time of new product development and to expand infrastructure for evaluating vehicles' safety.

CMP:	6079.7
P/E(ttm):	27.2
Impact	Neutral
- **IDFC Bank:** The bank is creating a renewable energy niche in loans, sanctioning Rs 675 crore to a Rajasthan-based solar power project owned by French company Solairedirect.

CMP:	63.1
P/E(ttm):	21.2
Impact	Neutral
- **Vedanta** has recorded 27% growth in revenue from its aluminium operations for the quarter ended December 31, 2016. Revenue from aluminium business shot up from \$418.9 million to \$531.9 million as firm LME prices, volume ramp-up, lower input prices and cost cutting initiatives bolstered earnings. EBITDA in the quarter was significantly higher at \$95 for the same reasons and also due to rupee depreciation.

CMP:	262.9
P/E(ttm):	1.6
Impact	Neutral

ttm = trailing twelve months

Economic Snapshot

- India's growth is projected to slow to 6.6 per cent in 2016-17 financial year due to the strains that have emerged in the economy as a result of "temporary disruptions" caused by demonetisation, the IMF said. "Growth is projected to slow to 6.6 per cent in FY17, then rebound to 7.2 per cent in FY18, due to temporary disruptions, primarily to private consumption, caused by cash shortages," it said.
- The government approved doubling of capacity to 40,000 MW in solar parks and Ultra Mega Solar Power Projects (UMSPP). The enhanced capacity would ensure setting up of at least 50 solar parks each with a capacity of 500 MW and above in various parts of the country. Solar Parks and UMSPPs will be set up by 2019-20 with central government's financial support of Rs 8,100 crore. When operational, the total capacity will generate 64 billion units of electricity per year which will lead to abatement of around 55 million tonnes of CO2 per year over its life cycle.

DERIVATIVES

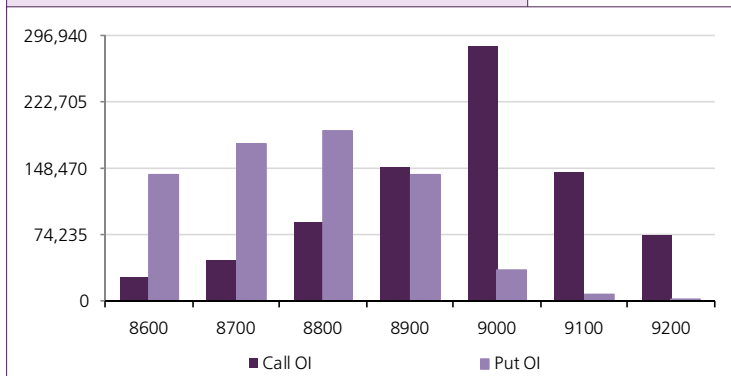
Open Interest Gainers

Stock	Open Interest (contracts)	OI Change (%)	Price (Rs.)	Price change (%)
ADANIPOWER	109,600,000	178.9%	37.00	2.6%
KPIT	2,212,000	173.8%	134.35	-1.2%
BEL	2,118,600	139.8%	1515.80	-3.1%
GODREJCP	280,000	137.3%	1712.70	0.3%
ZEEL	5,037,500	127.9%	519.25	-1.4%

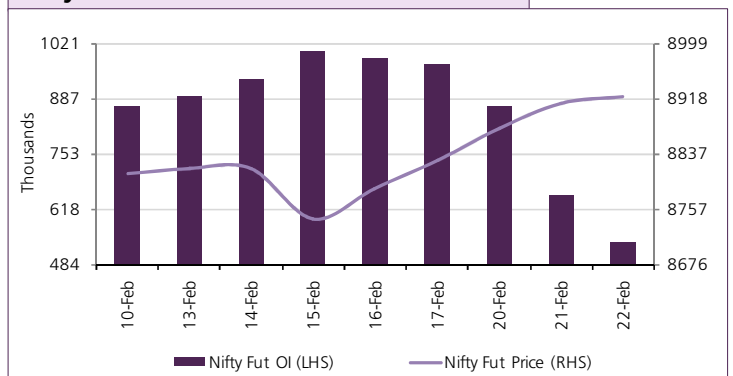
Open Interest Losers

Stock	Open Interest (contracts)	OI Change (%)	Price (Rs.)	Price change (%)
GMRINFRA	46,755,000	-63.1%	14.95	-0.3%
PTC	6,248,000	-58.3%	90.30	-2.2%
ADANIPOWER	49,260,000	-53.2%	36.75	2.4%
TV18BRDCST	30,481,000	-52.5%	40.00	-0.1%
BPCL	4,014,000	-51.2%	714.60	1.4%

Nifty Option OI Distribution



Nifty OI Vs Futures Price



Top 5 Traded Stock Futures

Stock	Expiry Date	No of contracts traded	Contract value (Rs. Lacs)	LTP
RELIANCE	23-Feb-17	103,461	607,244	1205
RELIANCE	30-Mar-17	49,003	289,818	1210
AXISBANK	23-Feb-17	31,550	195,976	524
HDFCBANK	23-Feb-17	23,527	165,364	1399
SBIN	23-Feb-17	19,144	156,520	272

Top 5 Traded Stock Options

Stock	Expiry Date	Option Type	Strike price	No of contracts traded	Contract value (Rs. Lacs)	LTP
RELIANCE	23-Feb-17	CE	1,200	32,443	196,494	16.70
RELIANCE	23-Feb-17	CE	1,180	15,878	94,974	30.35
RELIANCE	23-Feb-17	CE	1,220	14,920	91,507	8.40
RELIANCE	23-Feb-17	CE	1,160	14,903	88,241	48.30
SBIN	23-Feb-17	CE	280	9,277	78,089	0.35

Top 5 Contract Future Volumes

Stock	Expiry Date	No of Contracts traded	Current Cash Volume	Cash Delivery %
RELIANCE	23-Feb-17	103,461	29,103,926	37.6%
AXISBANK	23-Feb-17	31,550	20,167,381	44.0%
HDFCBANK	23-Feb-17	23,527	1,324,194	51.5%
TATAMOTORS	23-Feb-17	19,802	7,315,280	37.7%
SBIN	23-Feb-17	19,144	12,617,613	38.1%

Bottom 5 Contract Future Volumes

Stock	Expiry Date	No of Contracts traded	Current Cash Volume	Cash Delivery %
NIITTECH	23-Feb-17	303	192,430	53.3%
OIL	23-Feb-17	377	338,021	51.2%
UBL	23-Feb-17	416	98,492	32.2%
NHPC	23-Feb-17	460	10,917,135	55.7%
KPIT	23-Feb-17	500	208,363	28.3%

NOTE: OI Gainers are for 30-Mar-2017 expiry; while OI Losers are for 23-Feb-2017 expiry.

SUPPORT / RESISTANCE LEVEL

Company Name	Closing Price	S3	S2	S1	Pivot	R1	R2	R3
ACC	1447.60	1409.80	1422.40	1435.00	1456.00	1468.60	1502.20	1535.80
Adani Ports	300.30	288.40	292.37	296.33	301.42	305.38	314.43	323.48
Ambuja Cements	233.15	226.60	228.78	230.97	234.98	237.17	243.37	249.57
Asian Paints	1020.30	962.05	981.47	1000.88	1013.32	1032.73	1064.58	1096.43
Aurobindo Pharma	678.20	642.20	654.20	666.20	677.25	689.25	712.30	735.35
Axis Bank	525.30	487.55	500.13	512.72	520.38	532.97	553.22	573.47
Bajaj Auto	2799.75	2745.60	2763.65	2781.70	2795.10	2813.15	2844.60	2876.05
Bank Of Baroda	167.70	163.85	165.13	166.42	168.48	169.77	173.12	176.47
Bharti Airtel	361.00	345.70	350.80	355.90	364.20	369.30	382.70	396.10
Bharti Infratel	300.75	289.00	292.92	296.83	299.92	303.83	310.83	317.83
BHEL	154.30	149.90	151.37	152.83	155.37	156.83	160.83	164.83
Bosch	22061.20	20978.00	21339.07	21700.13	22013.12	22374.18	23048.23	23722.28
BPCL	714.30	689.20	697.57	705.93	711.97	720.33	734.73	749.13
Cipla	589.25	579.10	582.48	585.87	589.38	592.77	599.67	606.57
Coal India	328.35	311.40	317.05	322.70	326.20	331.85	341.00	350.15
Dr. Reddy'S Lab	2903.20	2861.50	2875.40	2889.30	2908.15	2922.05	2954.80	2987.55
Eicher Motors	25070.30	24640.00	24783.43	24926.87	25069.73	25213.17	25499.47	25785.77
Gail	518.90	509.50	512.63	515.77	519.88	523.02	530.27	537.52
Grasim	1047.50	978.80	1001.70	1024.60	1051.00	1073.90	1123.20	1172.50
HCL Technologies	834.20	796.10	808.80	821.50	843.25	855.95	890.40	924.85
HDFC	1394.10	1368.60	1377.10	1385.60	1400.30	1408.80	1432.00	1455.20
HDFC Bank	1399.15	1370.90	1380.32	1389.73	1404.27	1413.68	1437.63	1461.58
Hero Motocorp	3166.20	3044.00	3084.73	3125.47	3150.73	3191.47	3257.47	3323.47
Hindalco	180.05	174.20	176.15	178.10	181.05	183.00	187.90	192.80
HUL	864.15	835.00	844.72	854.43	861.72	871.43	888.43	905.43
ICICI Bank	286.15	274.40	278.32	282.23	285.07	288.98	295.73	302.48
Idea	112.60	99.95	104.17	108.38	111.37	115.58	122.78	129.98
Indusind Bank	1326.55	1304.20	1311.65	1319.10	1329.40	1336.85	1354.60	1372.35
Infosys	990.15	957.80	968.58	979.37	997.18	1007.97	1036.57	1065.17
ITC	263.45	257.05	259.18	261.32	263.78	265.92	270.52	275.12
Kotak Mahindra Bank	795.85	783.05	787.32	791.58	798.02	802.28	812.98	823.68
L&T	1476.95	1456.85	1463.55	1470.25	1479.50	1486.20	1502.15	1518.10
Lupin	1452.80	1416.50	1428.60	1440.70	1458.35	1470.45	1500.20	1529.95
M&M	1311.20	1292.70	1298.87	1305.03	1310.52	1316.68	1328.33	1339.98
Maruti Suzuki India	6079.65	5963.85	6002.45	6041.05	6078.60	6117.20	6193.35	6269.50
NTPC	166.70	157.90	160.83	163.77	168.88	171.82	179.87	187.92
ONGC	195.60	191.70	193.00	194.30	196.40	197.70	201.10	204.50
Power Grid	201.60	192.90	195.80	198.70	203.80	206.70	214.70	222.70
RIL	1207.50	972.35	1050.73	1129.12	1170.38	1248.77	1368.42	1488.07
SBI	272.30	264.30	266.97	269.63	272.17	274.83	280.03	285.23
Sun Pharma	670.35	650.10	656.85	663.60	669.50	676.25	688.90	701.55
Tata Motors	460.05	444.90	449.95	455.00	460.85	465.90	476.80	487.70
Tata Motors DVR	283.05	274.30	277.22	280.13	283.42	286.33	292.53	298.73
Tata Power	84.15	81.00	82.05	83.10	84.45	85.50	87.90	90.30
Tata Steel	484.05	469.75	474.52	479.28	485.37	490.13	500.98	511.83
TCS	2411.50	2330.30	2357.37	2384.43	2427.22	2454.28	2524.13	2593.98
Tech Mahindra	507.95	495.80	499.85	503.90	507.65	511.70	519.50	527.30
Ultratech	3777.80	3707.00	3730.60	3754.20	3779.60	3803.20	3852.20	3901.20
Wipro	474.50	462.85	466.73	470.62	474.08	477.97	485.32	492.67
Yes Bank	1446.95	1423.85	1431.55	1439.25	1448.90	1456.60	1473.95	1491.30
Zee Entertainment	516.15	498.10	504.12	510.13	518.57	524.58	539.03	553.48

Disclaimer

Destimoney Securities Private Limited (hereinafter referred to as "Destimoney") is a registered Member of National Stock Exchange of India Limited, Bombay Stock Exchange Limited and MCX Stock Exchange Limited. Destimoney is also registered as a Depository Participant with CDSL. Destimoney is in the process of making an application with SEBI for registering it as a Research Entity in terms of SEBI (Research Analyst) Regulations, 2014. Destimoney or its associates has not been debarred/ suspended by SEBI or any other regulatory authority for accessing /dealing in securities Market and no material disciplinary action has been taken by SEBI/other regulatory authorities impacting Destimoney's Equity Research Analysis. Destimoney or its associates/analyst including its relatives do not hold any actual/beneficial ownership of more than 1% in the company/ies covered by Analyst (hereinafter referred to as "Subject Company/ies"). Destimoney or its associates/analyst including its relatives may hold financial interest in the company/ies covered by Analyst (hereinafter referred to as "Subject Company/ies"). Destimoney or its associates/analysts or his/her relative does not receive any compensation or other benefits from the subject company/ies mentioned in this research report (hereinafter referred to as "Report") or from a third party in connection with preparation of the report. Accordingly, Destimoney or its associates/analyst or his/her relative does not have any other material conflict of interest at the time of publication of the Report.

Research analyst/s engaged in preparation of the Report, has not received any compensation / managed or co-managed public offering of securities of the subject company/ies / has not received compensation for investment banking or merchant banking or brokerage services from the subject company/ies / has not received compensation for products or services other than investment banking or merchant banking or brokerage services from the subject company/ies / has not received compensation or other benefits from the subject company/ies or third party in connection with the Report of the subject company/ies during the past twelve months / has not served as an officer, director or employee of subject Company/ies and is not engaged in market making activity of the subject Company/ies.

Destimoney or its associates are engaged in various financial services business, thus, it might have, received any compensation / managed or co-managed public offering of securities of the subject company/ies / received compensation for investment banking or merchant banking or brokerage services from the subject company/ies / received compensation for products or services other than investment banking or merchant banking or brokerage services from the subject company/ies / received compensation or other benefits from the subject company/ies or third party in connection with the Report of subject company/ies during the past twelve months engaged in market making activity for the subject company/ies.

In the preparation of the material contained in the Report, Destimoney has used information that is publicly available, as also data developed in-house. Some of the material used in the document may have been obtained from members/persons other than Destimoney and which may have been made available to Destimoney. Information gathered & material used in the Report is believed to be from reliable sources. Destimoney has not independently verified all the information and opinions given in this material/document/Report. Accordingly, no representation or warranty, express or implied, is made as to the accuracy, authenticity, completeness or fairness of the information and opinions contained in this material/document/Report. For data reference to any third party in this material no such party will assume any liability for the same.

Destimoney group companies provides finance related product services like distribution of financial products and as such is a provider of many services like loans, mutual funds, tax & trust planning etc. mentioned in this brochure. And hence, Destimoney do not warranty / guarantee about performance of any products and customer servicing w.r.t third party products per se.

Third party products are subject to code of conduct to be adhered to by the representatives of Destimoney and Destimoney is not responsible for the losses, whether actual or notional incurred by any investor. Services assured and expected may vary from actual service and Destimoney does not guarantee about the quality of services. Investments in securities and commodities are subject to market and other risks and there is no assurance or guarantee that the objectives of any of the Investments/Schemes/product would be achieved. Past performances are only indicative and returns are not assured and guaranteed by Destimoney group companies. The price, value of and income from any of the securities or financial instruments mentioned in this report can fall as well as rise. The value of securities and financial instruments is subject to exchange rate fluctuation that may have a positive or adverse effect on the price or income of such securities or financial instruments.

The recipient alone shall be fully responsible, and/or liable for any decision taken on the basis of this material/document/Report. Destimoney does not in any way through this material solicit or offer for purchase or sale of any financial services, commodities, products dealt in this material/document/Report. Destimoney/its affiliates/associates/directors shall not be in any way responsible for any loss or damage of any nature, including but not limited to direct, indirect, punitive, special, exemplary, and consequential, as also any loss of profit that may arise to any person/entity from or in connection with the use of information contained in this material/document/Report. All recipients of this material/document/Report before dealing and/or transacting in any of the products advised, opined or referred to in this material shall make their own investigation, seek appropriate professional advice and make their own independent decision. Noting contained in this material/document/Report should be construed as investment or financial advice. Clients are advised to assess their risk profile/ appetite before acting on any information contained in this material/document/Report. Investors should also refer to risk tag and compare it with its own risk appetite before taking any investment decision.

Reports on technical and derivative analysis are based on studying charts of a stock's price movement, outstanding positions and trading volume as opposed to focussing on a company's fundamentals and as such, may not match with a report on a company's fundamentals. The opinions expressed in the Report are our current opinions as of the date of this report and may be subject to change from time to time without notice. Destimoney or any persons connected with it do not accept any liability arising from use of this material/document/Report.

Information/ opinion conveyed through this material/document/Report are strictly meant for the registered Clients of Destimoney group of Companies of the respective segments. This information is not intended for distribution to, or use by, any person or entity in any jurisdiction or country where such distribution or use would be contrary to law or regulation or which would subject Destimoney or its affiliates to any registration requirement within such jurisdiction or country. This information does not constitute an offer to sell or a solicitation of an offer to buy any financial products to any person in any jurisdiction where it is unlawful to make such an offer or solicitation. No part of this material may be duplicated in whole or in part in any form and / or redistributed without the prior written consent of Destimoney. This material/document/Report is being supplied to you solely for your information, and its contents, information or data may not be reproduced, redistributed or passed on directly or indirectly.

A graph of daily closing prices of securities available at <http://www.nseindia.com/ChartApp/install/charts/mainpage.jsp>, www.bseindia.com and <http://economictimes.indiatimes.com/markets/stocks/stock-quotes>. (Choose a company from the list on the browser and select the "three years" period in the price chart).

Recipients of the Report shall always independently verify reliability and suitability of the Report and opinions before investing.

For Company details, please visit our website www.destimoney.com

For research related query, write to us at research@destimoney.com