

24 November 2016

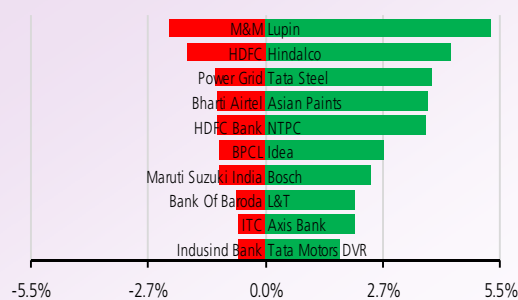
NIFTY TO TRADE BETWEEN 7950-8200

On daily charts nifty managed to close above 8020 level, relief rally expected towards 8200 levels. Intraday Supports are at 7980/7950 levels & Resistance at 8130/8200 levels.

TRADERS COMMENT

Markets ended higher due to short-covering by investors ahead of November derivatives expiry and a firm global trend. Sensex was up 91.03 points or 0.35% at 26,051.81 while Nifty was up 31 points or 0.39% at 8033.30.

NIFTY MOVERS & SHAKERS



TOP 5 SECTOR MOVERS

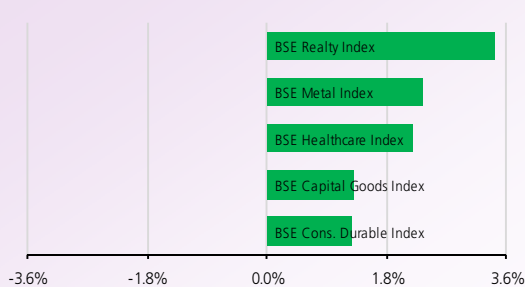
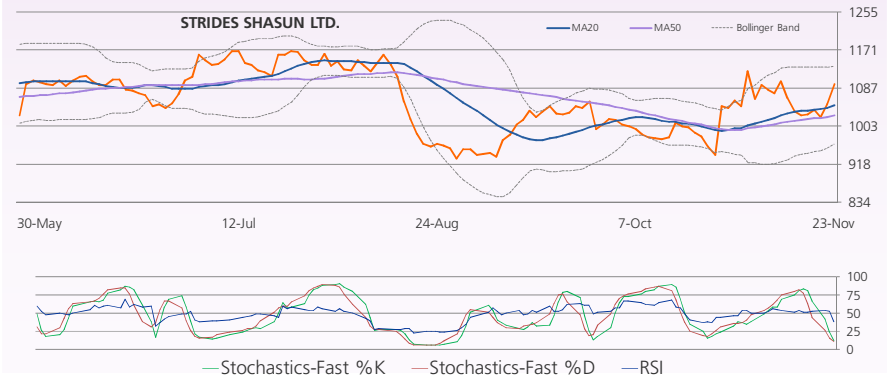


Chart of the Day STAR Ltd Buy above 1090

STAR has managed to close above 20 DMA. We recommend a buy above Rs 1090 with the stop loss of Rs 1055 for the target of Rs 1145.



Technical call of the Day DABUR Buy above Rs 282

We recommend a Buy Dabur only above Rs 282 with the stop loss of Rs 277 for the target of Rs 292.

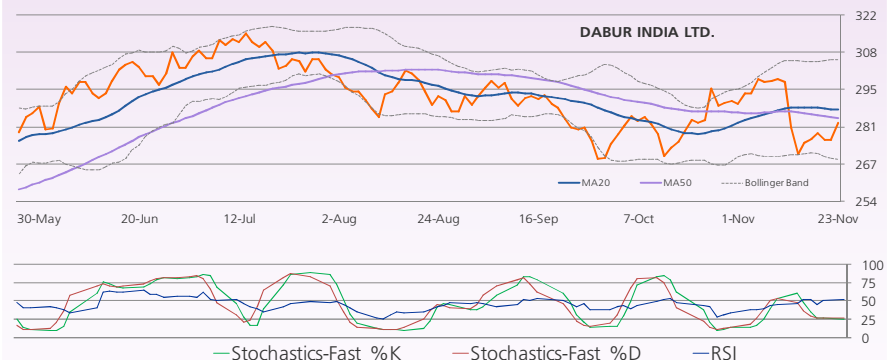


Chart of the Day
Buy: STAR Ltd CMP:

Technical Call of the Day
Buy : DABUR CMP:

We are also available on:



E-mail : research@destimoney.com
www.destimoney.com

STOCKS TRADING IN POSITIVE ZONE: VEDL, CAIRN
STOCKS TRADING IN NEGATIVE ZONE: CUMMINS, WOCKHART

- Sun Pharma** has entered into an agreement to acquire 85.1 % of JSC Biosintez, a Russian company that makes and markets pharmaceutical products in Russia and the CIS region. The equity consideration for the stake is \$24 million, Sun will also assume debt of approximately \$36 million as part of this transaction. Biosintez is focused on the hospital segment, with annual revenues of about \$52 million in 2015.

CMP:	688.9
P/E(ttm):	22.9
Impact	Neutral
- Zee media** group has agreed to buy television channels and a stake in a radio broadcasting business from billionaire Anil Ambani's Reliance Group in a move that would help the latter cut its debt by about Rs 1,900 crores (\$277 million). Zee Media Corp Ltd will initially buy a 49 % stake in Reliance Group's FM radio business that operates stations in 45 cities and has rights to frequencies for 14 new channels,

CMP:	33.9
P/E(ttm):	NA
Impact	Neutral
- Cipla Ltd** is divesting its 16.7 % stake in Chase Pharmaceuticals Corporation, a Delaware-based corporation, to a subsidiary of Allergan Plc. The move follows Allergan's \$125-million deal to acquire Chase. In May 2014, Cipla's UK subsidiary had invested \$1.5 million (Rs 8.9 crores) to acquire a minority stake in Chase Pharmaceuticals through a syndicated venture investment

CMP:	552.0
P/E(ttm):	53.3
Impact	Neutral
- Rallis India** will acquire an additional 26.37 % stake in its arm Zero Waste Agro-Organics for nearly Rs 20 crores, making the company a wholly-owned subsidiary. After the acquisition, Rallis India's stake will increase to 100 % in Zero Waste Agro-Organics Ltd (ZWAOL), which manufactures organic compost.

CMP:	187.2
P/E(ttm):	12.5
Impact	Neutral
- Solar Industries India Ltd.** witnessed a muted Q2FY17 performance. Company's revenue dropped marginally by 1.6% yoy to Rs 350.88 crores. EBITDA too declined by 5.6% yoy to Rs 65.55 crores led by 79 bps yoy fall in EBITDA margins to 18.7%. Company's total expenses came in line with Q2FY16 numbers..

CMP:	674.4
P/E(ttm):	34.5
Impact	Neutral

ttm = trailing twelve months

Economic Snapshot

- SBI slashed bulk deposit rates by up to 1.9 % taking advantage of the surge in deposits following demonetisation. SBI has reduced interest rates on bulk deposits ranging between Rs 1-10 crores. With the revised interest rates, the 180-210 day fixed deposit will attract 1.90 % lower interest rate at 3.85 % as against the 5.75 % earlier. For fixed deposits between 1 year to 455 days, the rate has been lowered to 6 % from 4.25 %. For FDs between 7 days to 45 days, the new rate will be 1.25 % lower at 3.75 %. Earlier this month, SBI had cut fixed deposit rates for less than Rs 1 crores on select maturities by up to 0.15 %
- India's The Jan Dhan bank accounts, which were opened for the poor, have seen huge deposits to the tune of Rs 21,000 crores in the fortnight since demonetisation. One of Prime Minister Narendra Modi's key financial reforms is likely being misused to get around another key policy. Trinamool Congress-ruled West Bengal leads in this sudden spurt in deposits, followed by Congress-ruled Karnataka. If the current trend continues, total deposits into these accounts may swell beyond the Rs 65,000 crores that was collected from the recently concluded income disclosure scheme, given that there are five more weeks to go before restrictions on currency deposits come into play.

DERIVATIVES

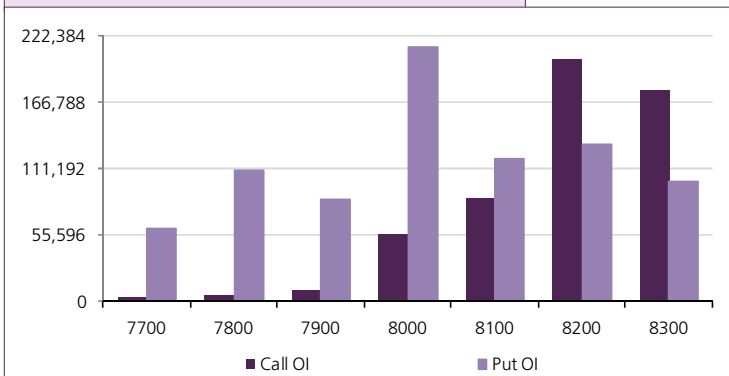
Open Interest Gainers

Stock	Open Interest (contracts)	OI Change (%)	Price (Rs.)	Price change (%)
AMBUJACEM	18,175,000	14.8%	194.65	-0.7%
ULTRACEMCO	1,056,600	10.2%	3329.40	-2.5%
TVSMOTOR	6,274,000	9.8%	353.45	1.2%
POWERGRID	18,416,000	7.4%	193.45	5.0%
COLPAL	585,900	6.2%	930.75	2.9%

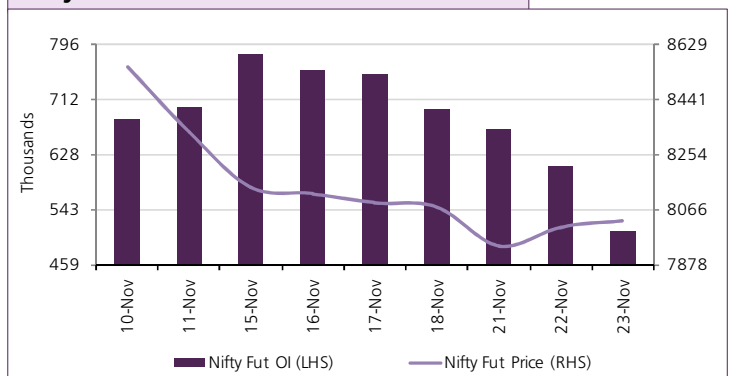
Open Interest Losers

Stock	Open Interest (contracts)	OI Change (%)	Price (Rs.)	Price change (%)
JPASSOCIAT	126,072,000	-11.5%	8.05	5.2%
DLF	35,100,000	-9.4%	112.75	1.2%
ENGINEERSIN	5,614,000	-9.3%	266.35	-3.3%
HINDZINC	7,900,800	-7.3%	250.50	-1.0%
HAVELLS	3,988,000	-7.0%	327.85	3.9%

Nifty Option OI Distribution



Nifty OI Vs Futures Price



Top 5 Traded Stock Futures

Stock	Expiry Date	No of contracts traded	Contract value (Rs. Lacs)	LTP
VEDL	24-Nov-16	11,118	141,747	214
SBIN	24-Nov-16	16,574	138,975	278
ICICIBANK	24-Nov-16	14,081	94,451	268
BANKBARODA	24-Nov-16	14,042	86,886	175
TATAMOTORS	24-Nov-16	11,692	82,504	473

Top 5 Traded Stock Options

Stock	Expiry Date	Option Type	Strike price	No of contracts traded	Contract value (Rs. Lacs)	LTP
VEDL	24-Nov-16	CE	220	2,353	31,501	2.95
SBIN	24-Nov-16	CE	280	3,175	27,285	4.80
YESBANK	24-Nov-16	CE	1,200	2,941	25,245	16.85
SBIN	24-Nov-16	CE	290	2,640	23,218	2.10
SBIN	24-Nov-16	CE	300	2,257	20,414	0.95

Top 5 Contract Future Volumes

Stock	Expiry Date	No of Contracts traded	Current Cash Volume	Cash Delivery %
SBIN	24-Nov-16	16,574	19,500,760	33.0%
ICICIBANK	24-Nov-16	14,081	13,321,903	44.5%
BANKBARODA	24-Nov-16	14,042	22,051,586	35.3%
TATAMOTORS	24-Nov-16	11,692	8,949,767	44.9%
AXISBANK	24-Nov-16	11,661	10,250,008	62.9%

Bottom 5 Contract Future Volumes

Stock	Expiry Date	No of Contracts traded	Current Cash Volume	Cash Delivery %
TORNTPOWER	24-Nov-16	40	197,891	47.9%
ICIL	24-Nov-16	89	206,073	52.6%
OFSS	24-Nov-16	95	11,289	43.3%
OIL	24-Nov-16	129	135,149	49.3%
KPIT	24-Nov-16	131	368,533	24.5%

SUPPORT / RESISTANCE LEVEL

Company Name	Closing Price	S3	S2	S1	Pivot	R1	R2	R3
ACC	1302.75	1236.50	1258.58	1280.67	1298.78	1320.87	1361.07	1401.27
Adani Ports	263.70	251.50	255.57	259.63	262.17	266.23	272.83	279.43
Ambuja Cements	198.05	188.20	191.48	194.77	197.03	200.32	205.87	211.42
Asian Paints	942.05	877.60	899.08	920.57	933.48	954.97	989.37	1023.77
Aurobindo Pharma	730.20	701.25	710.90	720.55	726.35	736.00	751.45	766.90
Axis Bank	480.50	455.75	464.00	472.25	477.40	485.65	499.05	512.45
Bajaj Auto	2600.35	2502.30	2534.98	2567.67	2603.68	2636.37	2705.07	2773.77
Bank Of Baroda	162.10	156.40	158.30	160.20	162.50	164.40	168.60	172.80
Bharti Airtel	300.55	290.05	293.55	297.05	302.65	306.15	315.25	324.35
Bharti Infratel	360.20	348.85	352.63	356.42	360.08	363.87	371.32	378.77
BHEL	125.10	118.65	120.80	122.95	124.65	126.80	130.65	134.50
Bosch	18975.15	17893.85	18254.28	18614.72	18837.98	19198.42	19782.12	20365.82
BPCL	633.90	605.80	615.17	624.53	633.77	643.13	661.73	680.33
Cipla	552.80	534.90	540.87	546.83	553.12	559.08	571.33	583.58
Coal India	304.05	297.35	299.58	301.82	304.38	306.62	311.42	316.22
Dr. Reddy'S Lab	3128.60	3044.10	3072.27	3100.43	3123.22	3151.38	3202.33	3253.28
Eicher Motors	20960.35	19833.90	20209.38	20584.87	21025.43	21400.92	22216.97	23033.02
Gail	412.35	396.95	402.08	407.22	413.63	418.77	430.32	441.87
Grasim	812.25	788.20	796.22	804.23	811.02	819.03	833.83	848.63
HCL Technologies	763.45	744.20	750.62	757.03	762.87	769.28	781.53	793.78
HDFC	1226.90	1155.00	1178.97	1202.93	1228.97	1252.93	1302.93	1352.93
HDFC Bank	1184.75	1159.20	1167.72	1176.23	1189.62	1198.13	1220.03	1241.93
Hero Motocorp	3013.50	2960.00	2977.83	2995.67	3012.83	3030.67	3065.67	3100.67
Hindalco	173.70	161.70	165.70	169.70	172.00	176.00	182.30	188.60
HUL	831.70	796.20	808.03	819.87	826.93	838.77	857.67	876.57
ICICI Bank	264.95	255.15	258.42	261.68	263.77	267.03	272.38	277.73
Idea	72.90	68.60	70.03	71.47	72.43	73.87	76.27	78.67
Indusind Bank	1064.95	1041.95	1049.62	1057.28	1067.67	1075.33	1093.38	1111.43
Infosys	920.25	902.00	908.08	914.17	918.53	924.62	935.07	945.52
ITC	224.65	219.20	221.02	222.83	225.32	227.13	231.43	235.73
Kotak Mahindra Bank	766.15	756.00	759.38	762.77	768.38	771.77	780.77	789.77
L&T	1357.25	1311.00	1326.42	1341.83	1363.42	1378.83	1415.83	1452.83
Lupin	1486.90	1334.10	1385.03	1435.97	1465.98	1516.92	1597.87	1678.82
M&M	1191.80	1147.70	1162.40	1177.10	1201.80	1216.50	1255.90	1295.30
Maruti Suzuki India	4880.85	4775.00	4810.28	4845.57	4895.28	4930.57	5015.57	5100.57
NTPC	159.85	140.90	147.22	153.53	157.27	163.58	173.63	183.68
ONGC	279.90	270.55	273.67	276.78	279.12	282.23	287.68	293.13
Power Grid	181.65	171.65	174.98	178.32	182.93	186.27	194.22	202.17
RIL	1009.00	988.60	995.40	1002.20	1006.35	1013.15	1024.10	1035.05
SBI	258.65	249.15	252.32	255.48	257.92	261.08	266.68	272.28
Sun Pharma	701.30	677.20	685.23	693.27	699.08	707.12	720.97	734.82
Tata Motors	471.50	448.70	456.30	463.90	469.60	477.20	490.50	503.80
Tata Motors DVR	296.50	280.75	286.00	291.25	295.25	300.50	309.75	319.00
Tata Power	69.30	67.65	68.20	68.75	69.30	69.85	70.95	72.05
Tata Steel	392.70	365.30	374.43	383.57	389.18	398.32	413.07	427.82
TCS	2156.35	2091.45	2113.08	2134.72	2148.83	2170.47	2206.22	2241.97
Tech Mahindra	453.10	437.15	442.47	447.78	453.37	458.68	469.58	480.48
Ultratech	3452.20	3286.85	3341.97	3397.08	3436.12	3491.23	3585.38	3679.53
Wipro	448.90	432.35	437.87	443.38	447.62	453.13	462.88	472.63
Yes Bank	1125.25	1090.20	1101.88	1113.57	1129.78	1141.47	1169.37	1197.27
Zee Entertainment	457.10	416.30	429.90	443.50	453.35	466.95	490.40	513.85

Disclaimer

Destimoney Securities Private Limited (hereinafter referred to as "Destimoney") is a registered Member of National Stock Exchange of India Limited, Bombay Stock Exchange Limited and MCX Stock Exchange Limited. Destimoney is also registered as a Depository Participant with CDSL. Destimoney is in the process of making an application with SEBI for registering it as a Research Entity in terms of SEBI (Research Analyst) Regulations, 2014. Destimoney or its associates has not been debarred/ suspended by SEBI or any other regulatory authority for accessing /dealing in securities Market and no material disciplinary action has been taken by SEBI/other regulatory authorities impacting Destimoney's Equity Research Analysis. Destimoney or its associates/analyst including its relatives do not hold any actual/beneficial ownership of more than 1% in the company/ies covered by Analyst (hereinafter referred to as "Subject Company/ies"). Destimoney or its associates/analyst including its relatives may hold financial interest in the company/ies covered by Analyst (hereinafter referred to as "Subject Company/ies"). Destimoney or its associates/analysts or his/her relative does not receive any compensation or other benefits from the subject company/ies mentioned in this research report (hereinafter referred to as "Report") or from a third party in connection with preparation of the report. Accordingly, Destimoney or its associates/analyst or his/her relative does not have any other material conflict of interest at the time of publication of the Report.

Research analyst/s engaged in preparation of the Report, has not received any compensation / managed or co-managed public offering of securities of the subject company/ies / has not received compensation for investment banking or merchant banking or brokerage services from the subject company/ies / has not received compensation for products or services other than investment banking or merchant banking or brokerage services from the subject company/ies / has not received compensation or other benefits from the subject company/ies or third party in connection with the Report of the subject company/ies during the past twelve months / has not served as an officer, director or employee of subject Company/ies and is not engaged in market making activity of the subject Company/ies.

Destimoney or its associates are engaged in various financial services business, thus, it might have, received any compensation / managed or co-managed public offering of securities of the subject company/ies / received compensation for investment banking or merchant banking or brokerage services from the subject company/ies / received compensation for products or services other than investment banking or merchant banking or brokerage services from the subject company/ies / received compensation or other benefits from the subject company/ies or third party in connection with the Report of subject company/ies during the past twelve months engaged in market making activity for the subject company/ies.

In the preparation of the material contained in the Report, Destimoney has used information that is publicly available, as also data developed in-house. Some of the material used in the document may have been obtained from members/persons other than Destimoney and which may have been made available to Destimoney. Information gathered & material used in the Report is believed to be from reliable sources. Destimoney has not independently verified all the information and opinions given in this material/document/Report. Accordingly, no representation or warranty, express or implied, is made as to the accuracy, authenticity, completeness or fairness of the information and opinions contained in this material/document/Report. For data reference to any third party in this material no such party will assume any liability for the same.

Destimoney group companies provides finance related product services like distribution of financial products and as such is a provider of many services like loans, mutual funds, tax & trust planning etc. mentioned in this brochure. And hence, Destimoney do not warranty / guarantee about performance of any products and customer servicing w.r.t third party products per se.

Third party products are subject to code of conduct to be adhered to by the representatives of Destimoney and Destimoney is not responsible for the losses, whether actual or notional incurred by any investor. Services assured and expected may vary from actual service and Destimoney does not guarantee about the quality of services. Investments in securities and commodities are subject to market and other risks and there is no assurance or guarantee that the objectives of any of the Investments/Schemes/product would be achieved. Past performances are only indicative and returns are not assured and guaranteed by Destimoney group companies. The price, value of and income from any of the securities or financial instruments mentioned in this report can fall as well as rise. The value of securities and financial instruments is subject to exchange rate fluctuation that may have a positive or adverse effect on the price or income of such securities or financial instruments.

The recipient alone shall be fully responsible, and/or liable for any decision taken on the basis of this material/document/Report. Destimoney does not in any way through this material solicit or offer for purchase or sale of any financial services, commodities, products dealt in this material/document/Report. Destimoney/its affiliates/associates/directors shall not be in any way responsible for any loss or damage of any nature, including but not limited to direct, indirect, punitive, special, exemplary, and consequential, as also any loss of profit that may arise to any person/entity from or in connection with the use of information contained in this material/document/Report. All recipients of this material/document/Report before dealing and/or transacting in any of the products advised, opined or referred to in this material shall make their own investigation, seek appropriate professional advice and make their own independent decision. Noting contained in this material/document/Report should be construed as investment or financial advice. Clients are advised to assess their risk profile/ appetite before acting on any information contained in this material/document/Report. Investors should also refer to risk tag and compare it with its own risk appetite before taking any investment decision.

Reports on technical and derivative analysis are based on studying charts of a stock's price movement, outstanding positions and trading volume as opposed to focussing on a company's fundamentals and as such, may not match with a report on a company's fundamentals. The opinions expressed in the Report are our current opinions as of the date of this report and may be subject to change from time to time without notice. Destimoney or any persons connected with it do not accept any liability arising from use of this material/document/Report.

Information/ opinion conveyed through this material/document/Report are strictly meant for the registered Clients of Destimoney group of Companies of the respective segments. This information is not intended for distribution to, or use by, any person or entity in any jurisdiction or country where such distribution or use would be contrary to law or regulation or which would subject Destimoney or its affiliates to any registration requirement within such jurisdiction or country. This information does not constitute an offer to sell or a solicitation of an offer to buy any financial products to any person in any jurisdiction where it is unlawful to make such an offer or solicitation. No part of this material may be duplicated in whole or in part in any form and / or redistributed without the prior written consent of Destimoney. This material/document/Report is being supplied to you solely for your information, and its contents, information or data may not be reproduced, redistributed or passed on directly or indirectly.

A graph of daily closing prices of securities available at <http://www.nseindia.com/ChartApp/install/charts/mainpage.jsp>, www.bseindia.com and <http://economictimes.indiatimes.com/markets/stocks/stock-quotes>. (Choose a company from the list on the browser and select the "three years" period in the price chart).

Recipients of the Report shall always independently verify reliability and suitability of the Report and opinions before investing.

For Company details, please visit our website www.destimoney.com

For research related query, write to us at research@destimoney.com