

26 December 2016

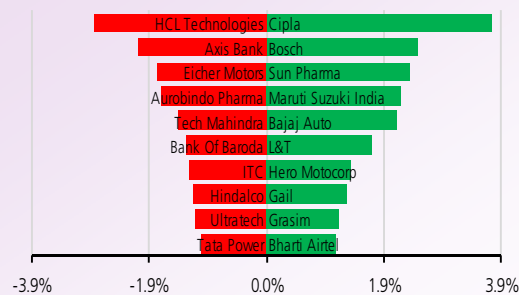
## NIFTY TO TRADE BETWEEN 7875-8120

On daily charts, Nifty managed to hold the prior swing low of 7916 level and bounced back to close with minor gains. The Index formed a doji candle, indicating a temporary halt in decline. Intraday Supports are at 7916/7875 levels & Resistance at 8060/8120 levels.

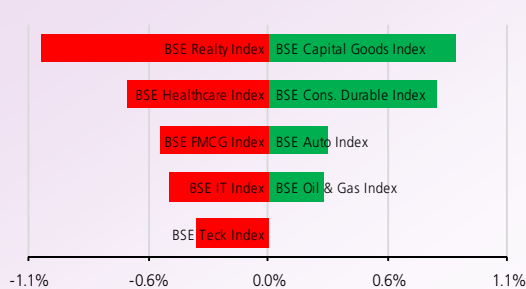
## TRADERS COMMENT

Trading for the week ended on a positive note as key benchmark indices snapped a seven-day losing streak and settled with small gains after what was a volatile session of trade. Sensex was up 61.10 points or 0.24% at 26040.70, while NIFTY was up 6.65 points or 0.08% at 7985.75.

## NIFTY MOVERS & SHAKERS

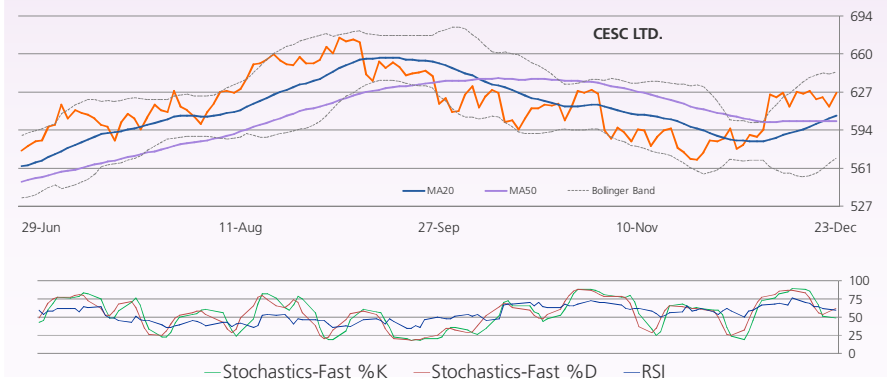


## TOP 5 SECTOR MOVERS



## Chart of the Day CESC Ltd Buy above 622

CESC Ltd is trading above its 20 DMA support with a rise in volumes. We recommend a buy above Rs 622 with the stop loss of Rs 605 for the target of Rs 649.



## Chart of the Day

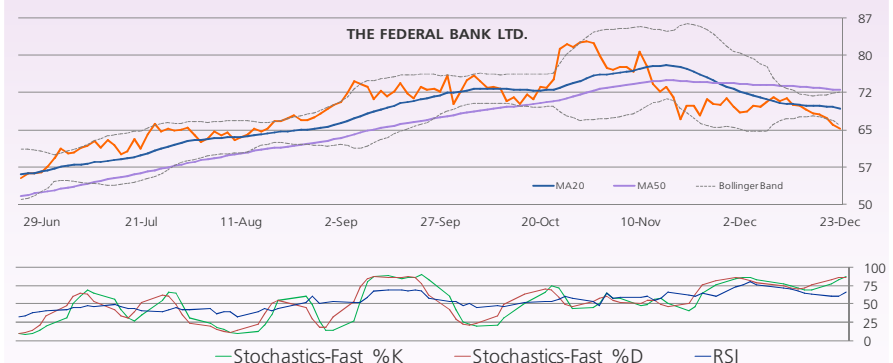
Buy: CESC Ltd CMP:620.55

## Technical Call of the Day

Sell: Federal Bank Future CMP:65.20

## Technical call of the Day Federal Bank Ltd Dec Future Sell below Rs 65

We recommend a sell in Federal Bank Ltd Dec Future only below Rs 65 with the stop loss of Rs 66.75 for the target of Rs 61.



We are also available on:



E-mail : [research@destimoney.com](mailto:research@destimoney.com)  
[www.destimoney.com](http://www.destimoney.com)

STOCKS TRADING IN POSITIVE ZONE: RELIANCE, IOC  
STOCKS TRADING IN NEGATIVE ZONE: CANARA BANK, BHARATFIN

## Corporate Snapshot

- **ONGC** will pay over USD 1.2 billion for buying debt-laden GSPC's entire 80 per cent stake in KG-basin natural gas block, which is struggling to start commercial production despite trial outputs starting nearly two-and-half years back. Besides the payout to GSPC, ONGC will have to pay for the entire development cost of the six discoveries which may run into at least a couple of billion dollars.

CMP:	193.0
P/E(ttm):	16.6
Impact	Neutral
- **Mahindra & Mahindra** plans to increase prices of its vehicles by up to Rs 26,500 from January as it looks to partially offset rising input costs. Prices of passenger vehicles would go up in the range of Rs 3,000 to Rs 26,500 depending upon the model.

CMP:	1171.6
P/E(ttm):	20.9
Impact	Neutral
- **Balrampur Chini Mills**, has got environment clearance for expansion of its Babhnan unit of distillery and co-generation power in Uttar Pradesh, entailing Rs 72-crore investment. The company has proposed to increase the production capacity of its molasses-based distillery plant from 60 kilo litres per day to 100 kilo litres per day (KLD) along with co-generation power from 1 MW to 6.76 MW in Gonda district.

CMP:	119.0
P/E(ttm):	7.2
Impact	Neutral
- **Welspun Enterprises Ltd** (WEL) is looking to divest its entire 15.49 per cent stake in Welspun Energy. The board of directors of the company, subject to the approval of the members of the company, has approved sale of its entire investment of 60,493,342 equity shares representing 15.49 per cent in the paid up equity share capital of Welspun Energy.

CMP:	59.4
P/E(ttm):	27.8
Impact	Neutral
- **Camlin Fine Sciences** (CFS) said it is acquiring 51 percent stake in China-based Ningbo Wanglong Flavors and Fragrances Company Ltd (NWFFCL). The acquisition is subject to RBI approval and expected to be completed on or before June 30 next year and cost of proposed acquisition will be disclosed after the completion.

CMP:	99.1
P/E(ttm):	42.6
Impact	Neutral

ttm = trailing twelve months

## Economic Snapshot

- Over India's gross value added growth is likely to be at 6.6 per cent in 2016-17 as economic activity will take more time to normalise following the government's move to demonetise high-value notes, rating agency ICRA has said. Although currency liquidity is likely to improve significantly by the end of January 2017, economic activity may take longer to normalise.
- In a bid to calm stock market players, Finance Minister Arun Jaitley on Sunday clarified that there was no intention to impose tax on long-term capital gains from trading in shares, and went on to blame "some sections" of the media for "misinterpreting" Prime Minister Narendra Modi's speech on Saturday.
- The Pension Fund Regulatory and Development Authority (PFRDA) is exploring alternative mechanisms for introducing different variants of withdrawal options. This could include systematic/phased withdrawal options, under which different combinations of withdrawal packages with/without annuity options can be offered to subscribers.

## DERIVATIVES

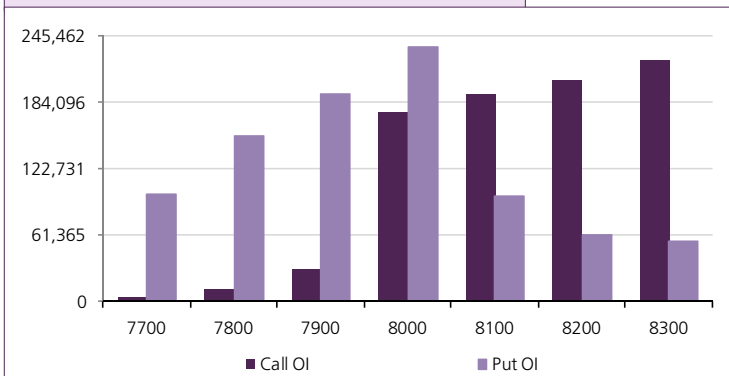
### Open Interest Gainers

Stock	Open Interest (contracts)	OI Change (%)	Price (Rs.)	Price change (%)
DIVISLAB	1,662,000	29.6%	863.25	-22.3%
TATAPOWER	21,393,000	11.1%	73.95	-1.4%
CIPLA	5,462,000	9.5%	583.75	4.0%
ORIENTBANK	12,420,000	6.4%	108.25	0.0%
PTC	12,984,000	4.2%	72.20	-2.3%

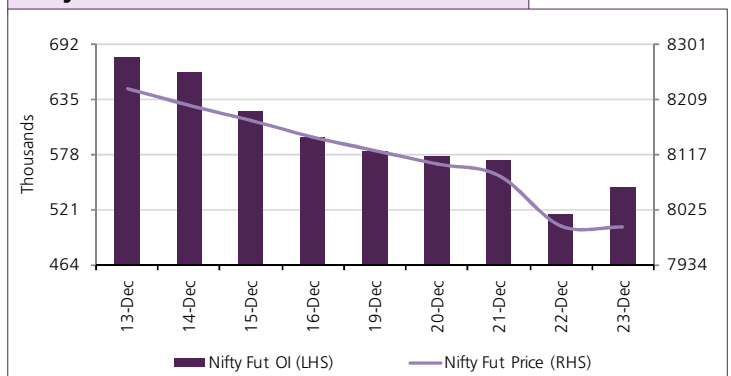
### Open Interest Losers

Stock	Open Interest (contracts)	OI Change (%)	Price (Rs.)	Price change (%)
TECHM	5,715,600	-15.8%	467.40	-1.4%
MCDOWELL-N	2,048,500	-14.2%	1855.85	-1.6%
CEATLTD	1,507,800	-13.5%	1146.95	1.2%
ABIRLANUVO	2,800,500	-13.5%	1202.70	1.1%
JSWSTEEL	4,275,300	-13.4%	1569.65	-0.1%

### Nifty Option OI Distribution



### Nifty OI Vs Futures Price



### Top 5 Traded Stock Futures

Stock	Expiry Date	No of contracts traded	Contract value (Rs. Lacs)	LTP
DIVISLAB	29-Dec-16	27,031	147,625	863
VEDL	29-Dec-16	10,821	140,096	217
BHARATFIN	29-Dec-16	26,134	138,986	521
SBIN	29-Dec-16	13,762	103,418	250
MARUTI	29-Dec-16	11,538	89,069	5202

### Top 5 Traded Stock Options

Stock	Expiry Date	Option Type	Strike price	No of contracts traded	Contract value (Rs. Lacs)	LTP
VEDL	29-Dec-16	CE	220	2,950	39,397	2.70
SBIN	29-Dec-16	CE	260	4,146	32,428	0.60
VEDL	29-Dec-16	CE	225	2,341	31,786	1.25
VEDL	29-Dec-16	PE	210	2,314	29,486	1.70
MARUTI	29-Dec-16	CE	5,200	3,539	27,798	56.10

### Top 5 Contract Future Volumes

Stock	Expiry Date	No of Contracts traded	Current Cash Volume	Cash Delivery %
DIVISLAB	29-Dec-16	27,031	13,374,164	37.9%
BHARATFIN	29-Dec-16	26,134	10,954,663	21.8%
SUNPHARMA	29-Dec-16	18,562	6,105,681	33.5%
SBIN	29-Dec-16	13,762	10,557,157	25.1%
HDFCBANK	29-Dec-16	13,581	1,188,129	63.2%

### Bottom 5 Contract Future Volumes

Stock	Expiry Date	No of Contracts traded	Current Cash Volume	Cash Delivery %
NIITTECH	29-Dec-16	51	321,306	90.9%
KPIT	29-Dec-16	102	232,208	32.7%
IBREALEST	29-Dec-16	126	2,528,778	14.6%
OIL	29-Dec-16	167	223,487	47.3%
DCBBANK	29-Dec-16	180	949,775	24.9%

## SUPPORT / RESISTANCE LEVEL

Company Name	Closing Price	S3	S2	S1	Pivot	R1	R2	R3
ACC	1296.30	1266.00	1276.10	1286.20	1295.60	1305.70	1325.20	1344.70
Adani Ports	262.90	249.60	254.03	258.47	263.48	267.92	277.37	286.82
Ambuja Cements	200.05	195.05	196.72	198.38	200.27	201.93	205.48	209.03
Asian Paints	874.00	838.00	850.00	862.00	873.50	885.50	909.00	932.50
Aurobindo Pharma	647.55	623.55	631.55	639.55	653.35	661.35	683.15	704.95
Axis Bank	438.10	422.65	427.80	432.95	441.15	446.30	459.65	473.00
Bajaj Auto	2618.80	2474.35	2522.50	2570.65	2601.95	2650.10	2729.55	2809.00
Bank Of Baroda	153.00	148.85	150.23	151.62	153.98	155.37	159.12	162.87
Bharti Airtel	295.55	285.15	288.62	292.08	294.62	298.08	304.08	310.08
Bharti Infratel	336.40	324.55	328.50	332.45	335.85	339.80	347.15	354.50
BHEL	119.00	116.35	117.23	118.12	119.43	120.32	122.52	124.72
Bosch	19715.95	18570.40	18952.25	19334.10	19607.05	19988.90	20643.70	21298.50
BPCL	610.90	598.25	602.47	606.68	611.47	615.68	624.68	633.68
Cipla	582.30	514.85	537.33	559.82	574.48	596.97	634.12	671.27
Coal India	287.85	283.00	284.62	286.23	287.62	289.23	292.23	295.23
Dr. Reddy'S Lab	2998.55	2919.50	2945.85	2972.20	3006.45	3032.80	3093.40	3154.00
Eicher Motors	20921.90	20138.20	20399.43	20660.67	21049.23	21310.47	21960.27	22610.07
Gail	431.55	402.00	411.85	421.70	427.85	437.70	453.70	469.70
Grasim	828.55	793.90	805.45	817.00	824.50	836.05	855.10	874.15
HCL Technologies	793.75	766.00	775.25	784.50	800.25	809.50	834.50	859.50
HDFC	1224.85	1184.20	1197.75	1211.30	1221.80	1235.35	1259.40	1283.45
HDFC Bank	1186.25	1149.35	1161.65	1173.95	1181.60	1193.90	1213.85	1233.80
Hero Motocorp	3040.10	2926.05	2964.07	3002.08	3028.07	3066.08	3130.08	3194.08
Hindalco	159.30	155.60	156.83	158.07	160.08	161.32	164.57	167.82
HUL	789.50	764.50	772.83	781.17	790.28	798.62	816.07	833.52
ICICI Bank	251.85	245.55	247.65	249.75	252.25	254.35	258.95	263.55
Idea	70.80	69.00	69.60	70.20	71.10	71.70	73.20	74.70
Indusind Bank	1062.00	1004.60	1023.73	1042.87	1056.13	1075.27	1107.67	1140.07
Infosys	988.45	940.60	956.55	972.50	989.55	1005.50	1038.50	1071.50
ITC	224.70	220.10	221.63	223.17	225.33	226.87	230.57	234.27
Kotak Mahindra Bank	711.75	694.20	700.05	705.90	709.95	715.80	725.70	735.60
L&T	1337.45	1263.00	1287.82	1312.63	1327.32	1352.13	1391.63	1431.13
Lupin	1445.80	1420.00	1428.60	1437.20	1448.60	1457.20	1477.20	1497.20
M&M	1171.60	1128.20	1142.67	1157.13	1169.47	1183.93	1210.73	1237.53
Maruti Suzuki India	5197.15	4868.00	4977.72	5087.43	5150.72	5260.43	5433.43	5606.43
NTPC	161.05	153.95	156.32	158.68	160.27	162.63	166.58	170.53
ONGC	192.95	187.75	189.48	191.22	194.23	195.97	200.72	205.47
Power Grid	182.30	175.30	177.63	179.97	181.33	183.67	187.37	191.07
RIL	1057.30	1035.05	1042.47	1049.88	1059.42	1066.83	1083.78	1100.73
SBI	249.15	243.80	245.58	247.37	249.58	251.37	255.37	259.37
Sun Pharma	623.50	592.90	603.10	613.30	621.40	631.60	649.90	668.20
Tata Motors	465.65	451.70	456.35	461.00	464.65	469.30	477.60	485.90
Tata Motors DVR	293.70	284.60	287.63	290.67	293.33	296.37	302.07	307.77
Tata Power	73.95	69.60	71.05	72.50	74.00	75.45	78.40	81.35
Tata Steel	390.85	378.55	382.65	386.75	391.15	395.25	403.75	412.25
TCS	2288.10	2239.85	2255.93	2272.02	2294.88	2310.97	2349.92	2388.87
Tech Mahindra	467.10	453.05	457.73	462.42	469.93	474.62	486.82	499.02
Ultratech	3107.10	2977.80	3020.90	3064.00	3111.45	3154.55	3245.10	3335.65
Wipro	458.75	445.80	450.12	454.43	459.72	464.03	473.63	483.23
Yes Bank	1124.70	1105.65	1112.00	1118.35	1129.15	1135.50	1152.65	1169.80
Zee Entertainment	442.65	410.30	421.08	431.87	438.43	449.22	466.57	483.92

## Disclaimer

Destimoney Securities Private Limited (hereinafter referred to as "Destimoney") is a registered Member of National Stock Exchange of India Limited, Bombay Stock Exchange Limited and MCX Stock Exchange Limited. Destimoney is also registered as a Depository Participant with CDSL. Destimoney is in the process of making an application with SEBI for registering it as a Research Entity in terms of SEBI (Research Analyst) Regulations, 2014. Destimoney or its associates has not been debarred/ suspended by SEBI or any other regulatory authority for accessing /dealing in securities Market and no material disciplinary action has been taken by SEBI/other regulatory authorities impacting Destimoney's Equity Research Analysis. Destimoney or its associates/analyst including its relatives do not hold any actual/beneficial ownership of more than 1% in the company/ies covered by Analyst (hereinafter referred to as "Subject Company/ies"). Destimoney or its associates/analyst including its relatives may hold financial interest in the company/ies covered by Analyst (hereinafter referred to as "Subject Company/ies"). Destimoney or its associates/analysts or his/her relative does not receive any compensation or other benefits from the subject company/ies mentioned in this research report (hereinafter referred to as "Report") or from a third party in connection with preparation of the report. Accordingly, Destimoney or its associates/analyst or his/her relative does not have any other material conflict of interest at the time of publication of the Report.

Research analyst/s engaged in preparation of the Report, has not received any compensation / managed or co-managed public offering of securities of the subject company/ies / has not received compensation for investment banking or merchant banking or brokerage services from the subject company/ies / has not received compensation for products or services other than investment banking or merchant banking or brokerage services from the subject company/ies / has not received compensation or other benefits from the subject company/ies or third party in connection with the Report of the subject company/ies during the past twelve months / has not served as an officer, director or employee of subject Company/ies and is not engaged in market making activity of the subject Company/ies.

Destimoney or its associates are engaged in various financial services business, thus, it might have, received any compensation / managed or co-managed public offering of securities of the subject company/ies / received compensation for investment banking or merchant banking or brokerage services from the subject company/ies / received compensation for products or services other than investment banking or merchant banking or brokerage services from the subject company/ies / received compensation or other benefits from the subject company/ies or third party in connection with the Report of subject company/ies during the past twelve months engaged in market making activity for the subject company/ies.

In the preparation of the material contained in the Report, Destimoney has used information that is publicly available, as also data developed in-house. Some of the material used in the document may have been obtained from members/persons other than Destimoney and which may have been made available to Destimoney. Information gathered & material used in the Report is believed to be from reliable sources. Destimoney has not independently verified all the information and opinions given in this material/document/Report. Accordingly, no representation or warranty, express or implied, is made as to the accuracy, authenticity, completeness or fairness of the information and opinions contained in this material/document/Report. For data reference to any third party in this material no such party will assume any liability for the same.

Destimoney group companies provides finance related product services like distribution of financial products and as such is a provider of many services like loans, mutual funds, tax & trust planning etc. mentioned in this brochure. And hence, Destimoney do not warranty / guarantee about performance of any products and customer servicing w.r.t third party products per se.

Third party products are subject to code of conduct to be adhered to by the representatives of Destimoney and Destimoney is not responsible for the losses, whether actual or notional incurred by any investor. Services assured and expected may vary from actual service and Destimoney does not guarantee about the quality of services. Investments in securities and commodities are subject to market and other risks and there is no assurance or guarantee that the objectives of any of the Investments/Schemes/product would be achieved. Past performances are only indicative and returns are not assured and guaranteed by Destimoney group companies. The price, value of and income from any of the securities or financial instruments mentioned in this report can fall as well as rise. The value of securities and financial instruments is subject to exchange rate fluctuation that may have a positive or adverse effect on the price or income of such securities or financial instruments.

The recipient alone shall be fully responsible, and/or liable for any decision taken on the basis of this material/document/Report. Destimoney does not in any way through this material solicit or offer for purchase or sale of any financial services, commodities, products dealt in this material/document/Report. Destimoney/its affiliates/associates/directors shall not be in any way responsible for any loss or damage of any nature, including but not limited to direct, indirect, punitive, special, exemplary, and consequential, as also any loss of profit that may arise to any person/entity from or in connection with the use of information contained in this material/document/Report. All recipients of this material/document/Report before dealing and/or transacting in any of the products advised, opined or referred to in this material shall make their own investigation, seek appropriate professional advice and make their own independent decision. Noting contained in this material/document/Report should be construed as investment or financial advice. Clients are advised to assess their risk profile/ appetite before acting on any information contained in this material/document/Report. Investors should also refer to risk tag and compare it with its own risk appetite before taking any investment decision.

Reports on technical and derivative analysis are based on studying charts of a stock's price movement, outstanding positions and trading volume as opposed to focussing on a company's fundamentals and as such, may not match with a report on a company's fundamentals. The opinions expressed in the Report are our current opinions as of the date of this report and may be subject to change from time to time without notice. Destimoney or any persons connected with it do not accept any liability arising from use of this material/document/Report.

Information/ opinion conveyed through this material/document/Report are strictly meant for the registered Clients of Destimoney group of Companies of the respective segments. This information is not intended for distribution to, or use by, any person or entity in any jurisdiction or country where such distribution or use would be contrary to law or regulation or which would subject Destimoney or its affiliates to any registration requirement within such jurisdiction or country. This information does not constitute an offer to sell or a solicitation of an offer to buy any financial products to any person in any jurisdiction where it is unlawful to make such an offer or solicitation. No part of this material may be duplicated in whole or in part in any form and / or redistributed without the prior written consent of Destimoney. This material/document/Report is being supplied to you solely for your information, and its contents, information or data may not be reproduced, redistributed or passed on directly or indirectly.

A graph of daily closing prices of securities available at <http://www.nseindia.com/ChartApp/install/charts/mainpage.jsp>, [www.bseindia.com](http://www.bseindia.com) and <http://economictimes.indiatimes.com/markets/stocks/stock-quotes>. (Choose a company from the list on the browser and select the "three years" period in the price chart).

Recipients of the Report shall always independently verify reliability and suitability of the Report and opinions before investing.

For Company details, please visit our website [www.destimoney.com](http://www.destimoney.com)

For research related query, write to us at [research@destimoney.com](mailto:research@destimoney.com)