

27 December 2016

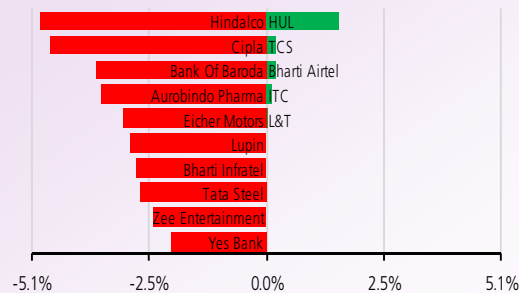
## NIFTY TO TRADE BETWEEN 7820-8060

On daily charts, Nifty breaches prior swing low of 7916 level, further weakness expected. Intraday Supports are at 7875/7820 levels & Resistance at 7980/8060 levels.

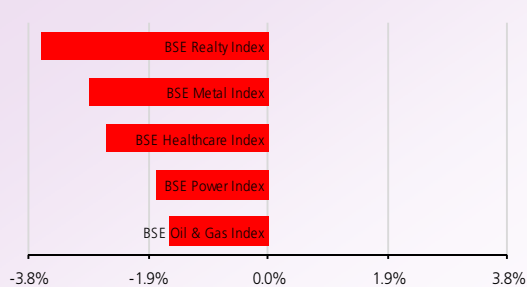
## TRADERS COMMENT

Benchmark indices settled the day lower as capital gains tax woes spooked the markets after PM Narendra Modi on Saturday said that people in financial markets must make a "fair contribution" to nation building, comments that were seen as setting up the prospect of higher taxes for investors. Sensex was down 233.60 points or 0.90% at 25807.10, while NIFTY was down 77.50 points or 0.97% at 7908.25.

## NIFTY MOVERS & SHAKERS

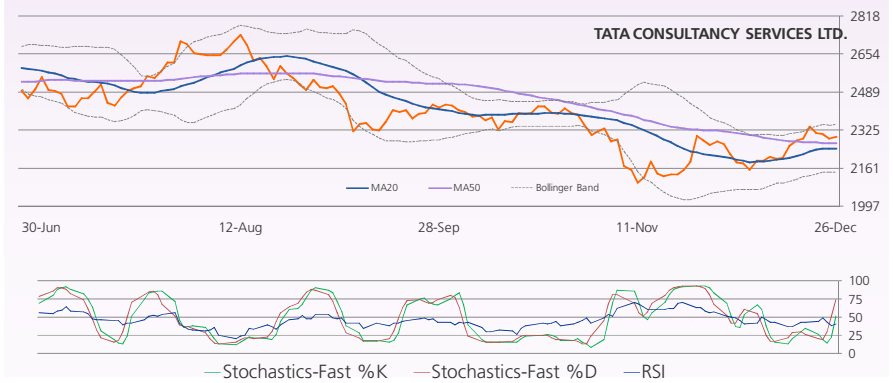


## TOP 5 SECTOR MOVERS



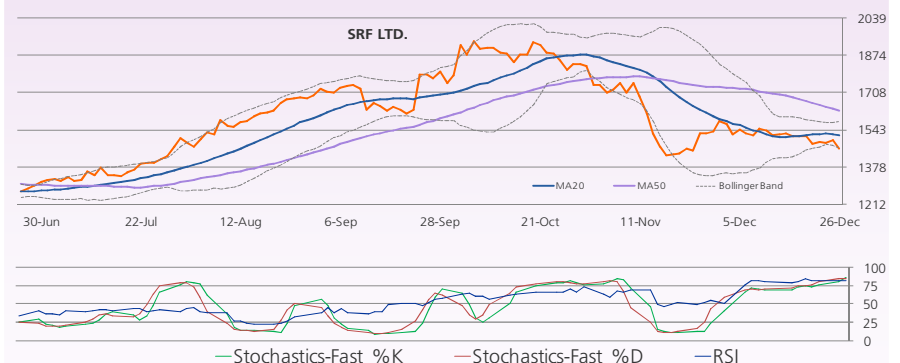
## Chart of the Day TCS Ltd Buy above 2295

TCS Ltd is trading above its 20 DMA support with a rise in volumes. We recommend a buy above Rs 2295 with the stop loss of Rs 2270 for the target of Rs 2348.



## Technical call of the Day SRF Ltd Dec Future Sell below Rs1455

We recommend a sell in SRF Ltd Dec Future only below Rs 1455 with the stop loss of Rs 1485 for the target of Rs 1401.



## Chart of the Day

Buy: TCS Ltd CMP:2293.1

## Technical Call of the Day

Sell: SRF Ltd Dec Fut CMP:1459

We are also available on:



E-mail : [research@destimoney.com](mailto:research@destimoney.com)  
[www.destimoney.com](http://www.destimoney.com)

STOCKS TRADING IN POSITIVE ZONE: IGL, INFY  
 STOCKS TRADING IN NEGATIVE ZONE: KTKBANK, JUSTDIAL

## Corporate Snapshot

- **Jet Airways** announced the deployment of higher seating capacity aircraft on two domestic and an equal number of international routes from early next year amid growing passenger demand. Jet Airways flights to Kuwait and Jeddah from Mumbai and vice versa as well as to Chennai and Bangalore from here would be operated by the 254-seater Airbus A330 aircraft from January, 2017 in place of the existing Boeing 737.

CMP:	340.4
P/E(ttm):	3.6
Impact	Neutral
- **NTPC's** wholly-owned arm NTPC Vidyut Vyapar Nigam has signed power purchase pact with Nepal Electricity Authority to supply 160 MW power for January-May 2017. NVVN is the only government company in the power sector engaged in the business of power trading.

CMP:	160.0
P/E(ttm):	13.1
Impact	Neutral
- **Larsen & Toubro (L&T)** construction arm has bagged orders worth Rs 3,039 crore across various business segments, including power transmission and distribution, and heavy civil infrastructure. In the water and effluent treatment sector, the company won orders worth Rs 1,422 crore. In power transmission and distribution business, the company secured major orders worth Rs 1,036 crore for electrification works. In heavy civil infrastructure business, the company bagged an order worth Rs 359 crore from Inland Waterways Authority of India (IWAI).

CMP:	1337.6
P/E(ttm):	18.7
Impact	Neutral
- **Lupin** has received tentative approval from the US health regulator to sell Olmesartan medoximil tablets, used for treating high blood pressure, in the American market. It has received final approval for Olmesartan medoximil tablets, 5 mg, 20 mg and 40 mg from the US Food and Drug Administration (USFDA).

CMP:	1403.0
P/E(ttm):	18.5
Impact	Neutral
- **Panacea Biotec** has launched fully-liquid tetravalent vaccine easyfour-TT used for primary immunisation and as booster dose for diphtheria, tetanus, pertussis and Hib. The vaccine will protect infants from diphtheria, tetanus, whooping cough and Hib-Meningitis in India.

CMP:	119.4
P/E(ttm):	31.4
Impact	Neutral

ttm = trailing twelve months

## Economic Snapshot

- The government is likely to come up with an ordinance to penalise anyone caught in possession of old Rs 1,000 and Rs 500 notes worth more than Rs 10,000 after December 30, the last date to deposit demonetised currency notes in banks. Sources said the ordinance is likely to be finalised before December 30. They added that the government is working out the penalty on the same which could go up to Rs 50,000 or more.
- In India Inc raised USD 488.49 million via External Commercial Borrowings (ECBs) and Rupee Denominated Bonds (RDBs) in November 2016, as per RBI data. The Indian companies had raised USD 3.16 billion from foreign sources in the same month a year ago. However, the data is not comparable as borrowings through RDBs were included only this year. The number of companies raising money through ECB route in November 2016 fell to 34 from as high as 53 in November 2015.

## DERIVATIVES

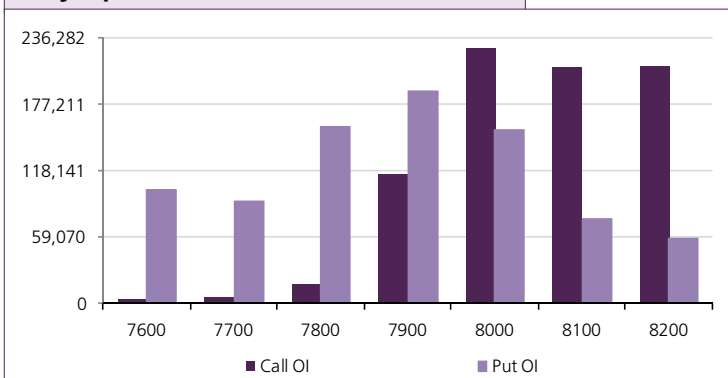
### Open Interest Gainers

Stock	Open Interest (contracts)	OI Change (%)	Price (Rs.)	Price change (%)
BRITANNIA	497,400	1742.2%	2812.35	-1.0%
GLENMARK	1,056,300	425.8%	892.40	-4.0%
MARICO	2,433,600	422.9%	240.75	-2.3%
IBREALEST	2,890,000	389.8%	69.65	-1.8%
CESC	550,000	316.7%	611.60	-1.4%

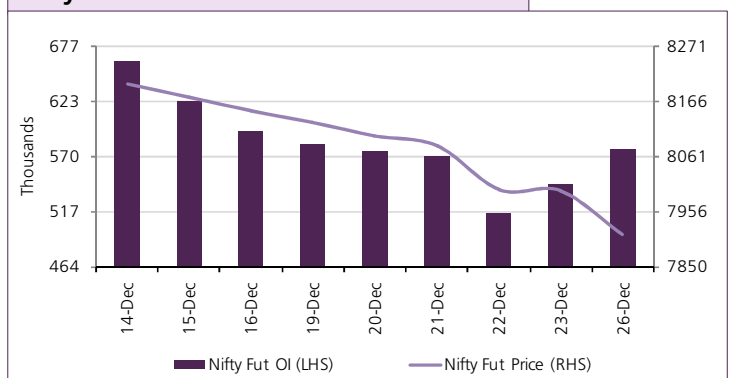
### Open Interest Losers

Stock	Open Interest (contracts)	OI Change (%)	Price (Rs.)	Price change (%)
BRITANNIA	574,400	-44.7%	2804.40	-1.0%
GLENMARK	1,293,600	-36.5%	888.75	-4.0%
IBULHSGFIN	8,162,400	-32.7%	629.15	-1.7%
TITAN	6,880,500	-29.9%	308.55	-1.9%
GRASIM	5,568,750	-28.0%	814.25	-1.8%

### Nifty Option OI Distribution



### Nifty OI Vs Futures Price



### Top 5 Traded Stock Futures

Stock	Expiry Date	No of contracts traded	Contract value (Rs. Lacs)	LTP
DIVISLAB	29-Dec-16	27,900	131,064	764
VEDL	29-Dec-16	8,691	109,580	209
SBIN	29-Dec-16	13,199	97,239	244
HDFCBANK	29-Dec-16	15,662	92,174	1177
MARUTI	29-Dec-16	10,827	84,305	5164

### Top 5 Traded Stock Options

Stock	Expiry Date	Option Type	Strike price	No of contracts traded	Contract value (Rs. Lacs)	LTP
VEDL	29-Dec-16	CE	220	4,360	57,799	0.45
VEDL	29-Dec-16	CE	215	2,592	33,703	1.20
SBIN	29-Dec-16	CE	255	4,386	33,620	0.40
SBIN	29-Dec-16	CE	250	4,075	30,707	0.80
VEDL	29-Dec-16	PE	210	2,277	29,199	3.85

### Top 5 Contract Future Volumes

Stock	Expiry Date	No of Contracts traded	Current Cash Volume	Cash Delivery %
DIVISLAB	29-Dec-16	27,900	18,358,412	31.1%
HDFCBANK	29-Dec-16	15,662	1,045,966	62.5%
SUNPHARMA	29-Dec-16	14,873	3,005,547	35.6%
SBIN	29-Dec-16	13,199	8,592,983	32.0%
INFY	29-Dec-16	12,518	1,606,914	59.6%

### Bottom 5 Contract Future Volumes

Stock	Expiry Date	No of Contracts traded	Current Cash Volume	Cash Delivery %
DCBBANK	29-Dec-16	131	420,833	33.5%
KPIT	29-Dec-16	216	343,092	23.3%
OFSS	29-Dec-16	255	28,311	47.0%
NIITTECH	29-Dec-16	267	158,525	43.2%
TORNTPOWER	29-Dec-16	276	393,473	33.1%

**NOTE: OI Gainers are for 25-Jan-2017 expiry; while OI Losers are for 29-Dec-2016 expiry.**

## SUPPORT / RESISTANCE LEVEL

Company Name	Closing Price	S3	S2	S1	Pivot	R1	R2	R3
ACC	1284.10	1261.80	1269.23	1276.67	1285.83	1293.27	1309.87	1326.47
Adani Ports	260.00	252.50	255.00	257.50	259.75	262.25	267.00	271.75
Ambuja Cements	198.35	193.10	194.85	196.60	198.75	200.50	204.40	208.30
Asian Paints	867.80	835.00	845.93	856.87	870.93	881.87	906.87	931.87
Aurobindo Pharma	624.50	597.80	606.70	615.60	630.80	639.70	663.80	687.90
Axis Bank	432.00	418.15	422.77	427.38	431.62	436.23	445.08	453.93
Bajaj Auto	2600.70	2505.40	2537.17	2568.93	2609.47	2641.23	2713.53	2785.83
Bank Of Baroda	147.35	139.65	142.22	144.78	148.57	151.13	157.48	163.83
Bharti Airtel	296.10	280.40	285.63	290.87	293.93	299.17	307.47	315.77
Bharti Infratel	326.85	311.20	316.42	321.63	330.32	335.53	349.43	363.33
BHEL	117.20	113.95	115.03	116.12	117.63	118.72	121.32	123.92
Bosch	19318.25	18820.10	18986.15	19152.20	19401.10	19567.15	19982.10	20397.05
BPCL	602.25	589.75	593.92	598.08	604.57	608.73	619.38	630.03
Cipla	554.95	514.90	528.25	541.60	561.45	574.80	608.00	641.20
Coal India	285.00	276.80	279.53	282.27	285.33	288.07	293.87	299.67
Dr. Reddy'S Lab	2986.00	2930.20	2948.80	2967.40	2997.70	3016.30	3065.20	3114.10
Eicher Motors	20272.80	19580.20	19811.07	20041.93	20458.87	20689.73	21337.53	21985.33
Gail	428.50	414.45	419.13	423.82	428.78	433.47	443.12	452.77
Grasim	814.85	795.50	801.95	808.40	818.40	824.85	841.30	857.75
HCL Technologies	790.40	768.80	776.00	783.20	790.50	797.70	812.20	826.70
HDFC	1219.50	1187.75	1198.33	1208.92	1216.58	1227.17	1245.42	1263.67
HDFC Bank	1175.00	1154.10	1161.07	1168.03	1177.07	1184.03	1200.03	1216.03
Hero Motocorp	3007.60	2900.60	2936.27	2971.93	3010.92	3046.58	3121.23	3195.88
Hindalco	151.50	141.90	145.10	148.30	152.90	156.10	163.90	171.70
HUL	801.80	765.20	777.40	789.60	797.25	809.45	829.30	849.15
ICICI Bank	248.15	241.75	243.88	246.02	249.23	251.37	256.72	262.07
Idea	69.40	66.75	67.63	68.52	69.98	70.87	73.22	75.57
Indusind Bank	1060.50	1033.10	1042.23	1051.37	1057.93	1067.07	1082.77	1098.47
Infosys	982.75	956.20	965.05	973.90	983.95	992.80	1011.70	1030.60
ITC	225.00	218.15	220.43	222.72	224.28	226.57	230.42	234.27
Kotak Mahindra Bank	711.05	694.50	700.02	705.53	709.77	715.28	725.03	734.78
L&T	1337.60	1291.70	1307.00	1322.30	1333.65	1348.95	1375.60	1402.25
Lupin	1402.95	1331.25	1355.15	1379.05	1421.20	1445.10	1511.15	1577.20
M&M	1148.70	1118.50	1128.57	1138.63	1155.82	1165.88	1193.13	1220.38
Maruti Suzuki India	5167.35	5044.40	5085.38	5126.37	5192.08	5233.07	5339.77	5446.47
NTPC	159.95	156.55	157.68	158.82	160.48	161.62	164.42	167.22
ONGC	189.00	183.55	185.37	187.18	189.97	191.78	196.38	200.98
Power Grid	178.80	174.15	175.70	177.25	179.80	181.35	185.45	189.55
RIL	1047.45	1023.30	1031.35	1039.40	1052.70	1060.75	1082.10	1103.45
SBI	244.20	238.90	240.67	242.43	245.37	247.13	251.83	256.53
Sun Pharma	611.25	595.10	600.48	605.87	615.38	620.77	635.67	650.57
Tata Motors	457.85	445.70	449.75	453.80	459.65	463.70	473.60	483.50
Tata Motors DVR	287.75	279.85	282.48	285.12	289.38	292.02	298.92	305.82
Tata Power	73.50	72.35	72.73	73.12	73.68	74.07	75.02	75.97
Tata Steel	380.10	367.40	371.63	375.87	382.73	386.97	398.07	409.17
TCS	2293.10	2230.40	2251.30	2272.20	2286.90	2307.80	2343.40	2379.00
Tech Mahindra	463.60	452.75	456.37	459.98	464.02	467.63	475.28	482.93
Ultratech	3088.75	3014.10	3038.98	3063.87	3091.93	3116.82	3169.77	3222.72
Wipro	456.10	446.10	449.43	452.77	456.63	459.97	467.17	474.37
Yes Bank	1101.50	1060.10	1073.90	1087.70	1104.35	1118.15	1148.60	1179.05
Zee Entertainment	431.80	418.30	422.80	427.30	434.60	439.10	450.90	462.70

## Disclaimer

Destimoney Securities Private Limited (hereinafter referred to as "Destimoney") is a registered Member of National Stock Exchange of India Limited, Bombay Stock Exchange Limited and MCX Stock Exchange Limited. Destimoney is also registered as a Depository Participant with CDSL. Destimoney is in the process of making an application with SEBI for registering it as a Research Entity in terms of SEBI (Research Analyst) Regulations, 2014. Destimoney or its associates has not been debarred/ suspended by SEBI or any other regulatory authority for accessing /dealing in securities Market and no material disciplinary action has been taken by SEBI/other regulatory authorities impacting Destimoney's Equity Research Analysis. Destimoney or its associates/analyst including its relatives do not hold any actual/beneficial ownership of more than 1% in the company/ies covered by Analyst (hereinafter referred to as "Subject Company/ies"). Destimoney or its associates/analyst including its relatives may hold financial interest in the company/ies covered by Analyst (hereinafter referred to as "Subject Company/ies"). Destimoney or its associates/analysts or his/her relative does not receive any compensation or other benefits from the subject company/ies mentioned in this research report (hereinafter referred to as "Report") or from a third party in connection with preparation of the report. Accordingly, Destimoney or its associates/analyst or his/her relative does not have any other material conflict of interest at the time of publication of the Report.

Research analyst/s engaged in preparation of the Report, has not received any compensation / managed or co-managed public offering of securities of the subject company/ies / has not received compensation for investment banking or merchant banking or brokerage services from the subject company/ies / has not received compensation for products or services other than investment banking or merchant banking or brokerage services from the subject company/ies / has not received compensation or other benefits from the subject company/ies or third party in connection with the Report of the subject company/ies during the past twelve months / has not served as an officer, director or employee of subject Company/ies and is not engaged in market making activity of the subject Company/ies.

Destimoney or its associates are engaged in various financial services business, thus, it might have, received any compensation / managed or co-managed public offering of securities of the subject company/ies / received compensation for investment banking or merchant banking or brokerage services from the subject company/ies / received compensation for products or services other than investment banking or merchant banking or brokerage services from the subject company/ies / received compensation or other benefits from the subject company/ies or third party in connection with the Report of subject company/ies during the past twelve months engaged in market making activity for the subject company/ies.

In the preparation of the material contained in the Report, Destimoney has used information that is publicly available, as also data developed in-house. Some of the material used in the document may have been obtained from members/persons other than Destimoney and which may have been made available to Destimoney. Information gathered & material used in the Report is believed to be from reliable sources. Destimoney has not independently verified all the information and opinions given in this material/document/Report. Accordingly, no representation or warranty, express or implied, is made as to the accuracy, authenticity, completeness or fairness of the information and opinions contained in this material/document/Report. For data reference to any third party in this material no such party will assume any liability for the same.

Destimoney group companies provides finance related product services like distribution of financial products and as such is a provider of many services like loans, mutual funds, tax & trust planning etc. mentioned in this brochure. And hence, Destimoney do not warranty / guarantee about performance of any products and customer servicing w.r.t third party products per se.

Third party products are subject to code of conduct to be adhered to by the representatives of Destimoney and Destimoney is not responsible for the losses, whether actual or notional incurred by any investor. Services assured and expected may vary from actual service and Destimoney does not guarantee about the quality of services. Investments in securities and commodities are subject to market and other risks and there is no assurance or guarantee that the objectives of any of the Investments/Schemes/product would be achieved. Past performances are only indicative and returns are not assured and guaranteed by Destimoney group companies. The price, value of and income from any of the securities or financial instruments mentioned in this report can fall as well as rise. The value of securities and financial instruments is subject to exchange rate fluctuation that may have a positive or adverse effect on the price or income of such securities or financial instruments.

The recipient alone shall be fully responsible, and/or liable for any decision taken on the basis of this material/document/Report. Destimoney does not in any way through this material solicit or offer for purchase or sale of any financial services, commodities, products dealt in this material/document/Report. Destimoney/its affiliates/associates/directors shall not be in any way responsible for any loss or damage of any nature, including but not limited to direct, indirect, punitive, special, exemplary, and consequential, as also any loss of profit that may arise to any person/entity from or in connection with the use of information contained in this material/document/Report. All recipients of this material/document/Report before dealing and/or transacting in any of the products advised, opined or referred to in this material shall make their own investigation, seek appropriate professional advice and make their own independent decision. Noting contained in this material/document/Report should be construed as investment or financial advice. Clients are advised to assess their risk profile/ appetite before acting on any information contained in this material/document/Report. Investors should also refer to risk tag and compare it with its own risk appetite before taking any investment decision.

Reports on technical and derivative analysis are based on studying charts of a stock's price movement, outstanding positions and trading volume as opposed to focussing on a company's fundamentals and as such, may not match with a report on a company's fundamentals. The opinions expressed in the Report are our current opinions as of the date of this report and may be subject to change from time to time without notice. Destimoney or any persons connected with it do not accept any liability arising from use of this material/document/Report.

Information/ opinion conveyed through this material/document/Report are strictly meant for the registered Clients of Destimoney group of Companies of the respective segments. This information is not intended for distribution to, or use by, any person or entity in any jurisdiction or country where such distribution or use would be contrary to law or regulation or which would subject Destimoney or its affiliates to any registration requirement within such jurisdiction or country. This information does not constitute an offer to sell or a solicitation of an offer to buy any financial products to any person in any jurisdiction where it is unlawful to make such an offer or solicitation. No part of this material may be duplicated in whole or in part in any form and / or redistributed without the prior written consent of Destimoney. This material/document/Report is being supplied to you solely for your information, and its contents, information or data may not be reproduced, redistributed or passed on directly or indirectly.

A graph of daily closing prices of securities available at <http://www.nseindia.com/ChartApp/install/charts/mainpage.jsp>, [www.bseindia.com](http://www.bseindia.com) and <http://economictimes.indiatimes.com/markets/stocks/stock-quotes>. (Choose a company from the list on the browser and select the "three years" period in the price chart).

Recipients of the Report shall always independently verify reliability and suitability of the Report and opinions before investing.

For Company details, please visit our website [www.destimoney.com](http://www.destimoney.com)

For research related query, write to us at [research@destimoney.com](mailto:research@destimoney.com)