

28 September 2016

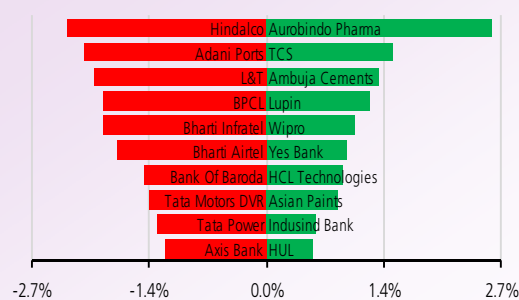
NIFTY TO TRADE BETWEEN 8640-8800

Nifty spot Index managed to hold the crucial support of 8690 level, which if breached would lead to further downside. Intraday Supports are at 8690/8640 levels & Resistance at 8760/8810 levels.

TRADERS COMMENT

The Sensex and Nifty closed at their lowest in nearly a month on Tuesday as a slump in European shares offset earlier gains after investors awarded the first US presidential debate to Democrat Hillary Clinton over Republican Donald Trump. Sensex was down 70.58 points or 0.25% at 28223.70, while NIFTY was down 16.65 points or 0.19% at 8706.40.

NIFTY MOVERS & SHAKERS



TOP 5 SECTOR MOVERS

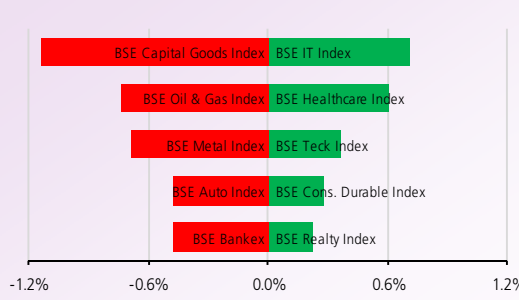


Chart of the Day DHFL Buy above 296.50

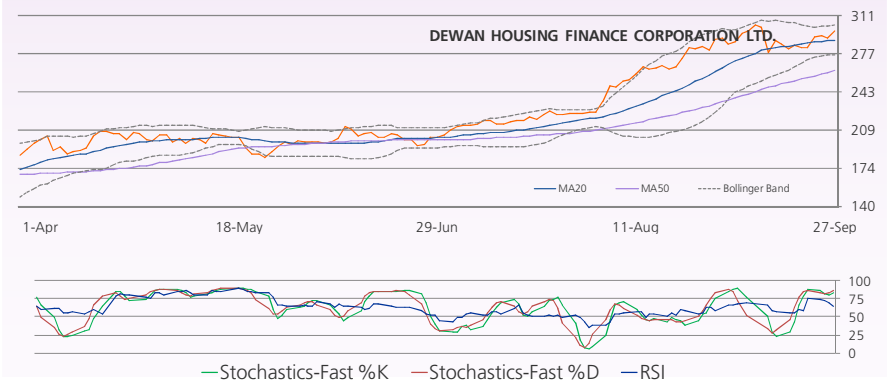
DHFL Ltd is trading above its 20 DMA and near its 52 week high. We recommend a buy above Rs 296.50 with the stop loss of Rs 291 for the target of Rs 308.

Chart of the Day

Buy: DHFL CMP:296.25

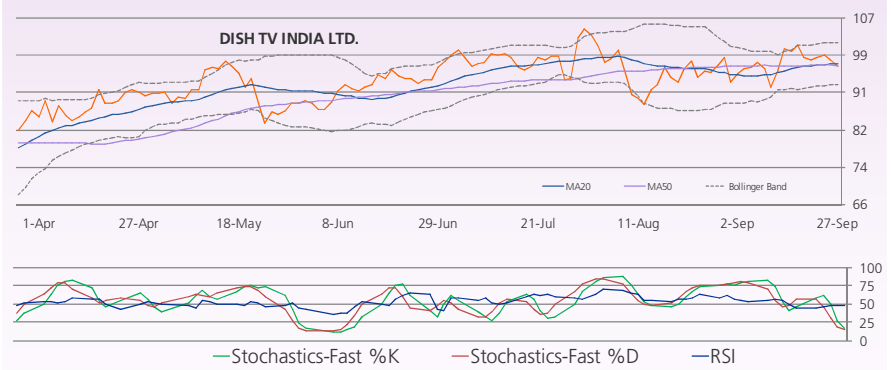
Technical Call of the Day

Sell: Dish Tv (Sept Fut) CMP:96.80



Technical call of the Day Dish Tv (Sept Future) Sell below Rs 96.50

We recommend a Sell in Dish Tv (Sept Future) below Rs 96.50 with the stop loss of Rs 98.50 for the target of Rs 93.



We are also available on:



E-mail : research@destimoney.com
www.destimoney.com

STOCKS TRADING IN POSITIVE ZONE: TATA GLOBAL, IDFC
 STOCKS TRADING IN NEGATIVE ZONE: CESC, BHARTI AIRTEL

<ul style="list-style-type: none"> Lanco Infratech Ltd is close to completing a major restructure of its power assets. The process is likely to be completed by November-December this year. The restructure and divestment, which the consortium of lenders is closely monitoring, will help Lanco to bring down the debt of about Rs 7,000 crores at its holding company. The rest of the debt will be at the special purpose vehicle (SPV) and subsidiaries levels. 	CMP: 4.4 P/E(ttm): NA Impact: Neutral
<ul style="list-style-type: none"> Ahluwalia Contracts (India) received letter to stop construction of International Convention Centre and Police Headquarter Bhawan, Patna. NGT has directed that the plan was not approved and approval is mandatory requirement in respect of construction in built up area of 20000 sq meters. 	CMP: 313.4 P/E(ttm): 24.1 Impact: Neutral
<ul style="list-style-type: none"> Coal India Ltd announced one-time offer of 20 million tonnes of coal under special spot e-auction in the ongoing fiscal. The Coal Ministry had earlier said that power producers being supplied coal through the MoU route by CIL will have to take it via special e-auction being conducted for the power sector. 	CMP: 331.3 P/E(ttm): 13.2 Impact: Neutral
<ul style="list-style-type: none"> State Bank of India has issued and allotted 25,000 AT 1 Basel III compliant non-convertible debentures (NCDs) of face value Rs10,00,000 each at par through private placement bearing coupon of 8.75% aggregating to R2,500 crores in second tranche. 	CMP: 250.2 P/E(ttm): 22.1 Impact: Neutral
<ul style="list-style-type: none"> FMCG major Hindustan Unilever (HUL) has shut its coffee chain Bru World Cafés after five years of operation. Earlier this year, HUL split its foods and refreshments (F&R) business into two separate units in line with its global category structure. 	CMP: 910.8 P/E(ttm): 47.0 Impact: Neutral

ttm = trailing twelve months

Economic Snapshot

- India will invest up to \$2 billion in Sri Lanka over the next four years in a range of sectors including real estate, energy and infrastructure. India is Sri Lanka's largest trading partner and the South Asian neighbours are considering a broader trade agreement as President Maithripala Sirisena's government tilts towards New Delhi after his predecessor pursued a pro-China policy
- The Jan-Dhan Yojana is poised for a huge leap by extension of its banking platform to phones not connected to the internet. It is the next big thing on the government's financial inclusion programme. The option is to make banking services via the unstructured supplementary service data (USSD) technology - that had become technically possible in India some time ago.

DERIVATIVES

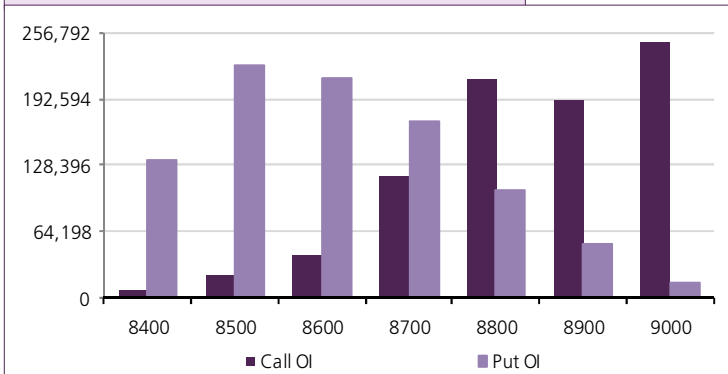
Open Interest Gainers

Stock	Open Interest (contracts)	OI Change (%)	Price (Rs.)	Price change (%)
BRITANNIA	461,600	1108.4%	3456.65	0.6%
CADILAHC	1,228,800	529.5%	400.85	1.0%
MARICO	4,635,800	391.2%	282.30	0.5%
GODREJCP	158,000	334.1%	1617.95	0.2%
CESC	342,100	196.2%	623.15	-3.4%

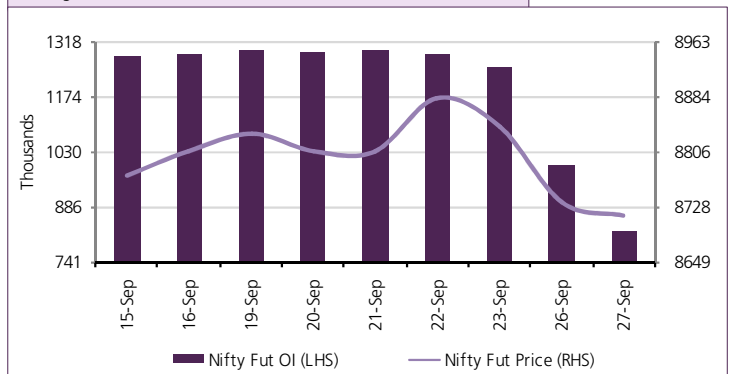
Open Interest Losers

Stock	Open Interest (contracts)	OI Change (%)	Price (Rs.)	Price change (%)
MARICO	4,206,800	-45.4%	280.65	0.5%
COLPAL	1,045,800	-44.0%	979.40	0.7%
IBULHSGFIN	3,200,800	-43.0%	813.70	0.1%
JSWSTEEL	2,706,600	-36.0%	1761.00	0.1%
BRITANNIA	673,400	-34.4%	3434.45	0.4%

Nifty Option OI Distribution



Nifty OI Vs Futures Price



Top 5 Traded Stock Futures

Stock	Expiry Date	No of contracts traded	Contract value (Rs. Lacs)	LTP
RELIANCE	29-Sep-16	27,473	153,175	1110
SBIN	29-Sep-16	18,731	141,318	250
HDFCBANK	29-Sep-16	21,231	138,379	1300
AXISBANK	29-Sep-16	19,378	127,541	543
HDFCBANK	27-Oct-16	18,902	124,146	1310

Top 5 Traded Stock Options

Stock	Expiry Date	Option Type	Strike price	No of contracts traded	Contract value (Rs. Lacs)	LTP
RELIANCE	29-Sep-16	CE	1,120	7,242	40,870	5.50
SBIN	29-Sep-16	CE	260	4,502	35,163	0.25
SBIN	29-Sep-16	CE	255	4,433	34,053	0.60
HINDALCO	29-Sep-16	CE	155	3,080	33,643	0.45
AXISBANK	29-Sep-16	CE	560	4,784	32,305	1.15

Top 5 Contract Future Volumes

Stock	Expiry Date	No of Contracts traded	Current Cash Volume	Cash Delivery %
RELIANCE	29-Sep-16	27,473	4,428,693	54.6%
HDFCBANK	29-Sep-16	21,231	1,014,203	62.5%
AXISBANK	29-Sep-16	19,378	9,085,199	51.3%
SBIN	29-Sep-16	18,731	11,345,387	42.0%
ICICIBANK	29-Sep-16	17,211	15,778,949	56.2%

Bottom 5 Contract Future Volumes

Stock	Expiry Date	No of Contracts traded	Current Cash Volume	Cash Delivery %
OFSS	29-Sep-16	238	27,752	55.0%
NHPC	29-Sep-16	288	2,211,410	33.9%
ICIL	29-Sep-16	318	56,719	42.2%
OIL	29-Sep-16	340	312,537	49.3%
SOUTHBANK	29-Sep-16	420	3,430,809	24.3%

NOTE: OI Gainers are for 27-Oct-2016 expiry; while OI Losers are for 29-Sep-2016 expiry.

SUPPORT / RESISTANCE LEVEL

Company Name	Closing Price	S3	S2	S1	Pivot	R1	R2	R3
ACC	1608.40	1584.00	1592.13	1600.27	1612.13	1620.27	1640.27	1660.27
Adani Ports	264.70	253.90	257.50	261.10	267.40	271.00	280.90	290.80
Ambuja Cements	258.15	243.20	248.18	253.17	257.28	262.27	271.37	280.47
Asian Paints	1192.55	1165.40	1174.45	1183.50	1193.25	1202.30	1221.10	1239.90
Aurobindo Pharma	860.55	813.20	828.98	844.77	854.83	870.62	896.47	922.32
Axis Bank	541.00	523.15	529.10	535.05	544.65	550.60	566.15	581.70
Bajaj Auto	2875.80	2812.20	2833.40	2854.60	2891.20	2912.40	2970.20	3028.00
Bank Of Baroda	164.00	159.40	160.93	162.47	165.08	166.62	170.77	174.92
Bharti Airtel	314.80	306.20	309.07	311.93	316.92	319.78	327.63	335.48
Bharti Infratel	358.50	339.15	345.60	352.05	361.15	367.60	383.15	398.70
BHEL	141.15	137.05	138.42	139.78	141.87	143.23	146.68	150.13
Bosch	22747.75	22122.00	22330.58	22539.17	22819.58	23028.17	23517.17	24006.17
BPCL	610.75	588.20	595.72	603.23	615.92	623.43	643.63	663.83
Cipla	607.20	593.40	598.00	602.60	606.45	611.05	619.50	627.95
Coal India	332.75	326.80	328.78	330.77	333.98	335.97	341.17	346.37
Dr. Reddy'S Lab	3190.70	3140.00	3156.90	3173.80	3196.90	3213.80	3253.80	3293.80
Eicher Motors	24643.25	24110.00	24287.75	24465.50	24657.75	24835.50	25205.50	25575.50
Gail	373.05	365.20	367.82	370.43	374.47	377.08	383.73	390.38
Grasim	4828.90	4723.60	4758.70	4793.80	4846.35	4881.45	4969.10	5056.75
HCL Technologies	795.85	768.20	777.42	786.63	793.22	802.43	818.23	834.03
HDFC	1418.90	1389.00	1398.97	1408.93	1415.97	1425.93	1442.93	1459.93
HDFC Bank	1298.05	1283.55	1288.38	1293.22	1299.68	1304.52	1315.82	1327.12
Hero Motocorp	3451.25	3374.65	3400.18	3425.72	3462.73	3488.27	3550.82	3613.37
Hindalco	150.05	143.80	145.88	147.97	151.63	153.72	159.47	165.22
HUL	897.30	877.85	884.33	890.82	895.88	902.37	913.92	925.47
ICICI Bank	260.00	253.70	255.80	257.90	261.10	263.20	268.50	273.80
Idea	79.55	77.80	78.38	78.97	79.73	80.32	81.67	83.02
Indusind Bank	1208.60	1171.15	1183.63	1196.12	1205.48	1217.97	1239.82	1261.67
Infosys	1039.75	1016.80	1024.45	1032.10	1041.00	1048.65	1065.20	1081.75
ITC	245.85	240.75	242.45	244.15	246.70	248.40	252.65	256.90
Kotak Mahindra Bank	784.45	766.75	772.65	778.55	788.40	794.30	810.05	825.80
L&T	1436.40	1386.60	1403.20	1419.80	1448.05	1464.65	1509.50	1554.35
Lupin	1512.20	1471.60	1485.13	1498.67	1508.83	1522.37	1546.07	1569.77
M&M	1371.70	1346.55	1354.93	1363.32	1377.03	1385.42	1407.52	1429.62
Maruti Suzuki India	5511.40	5400.05	5437.17	5474.28	5537.12	5574.23	5674.18	5774.13
NTPC	152.20	148.65	149.83	151.02	152.18	153.37	155.72	158.07
ONGC	247.55	240.90	243.12	245.33	248.57	250.78	256.23	261.68
Power Grid	176.20	173.55	174.43	175.32	176.73	177.62	179.92	182.22
RIL	1110.50	1087.25	1095.00	1102.75	1114.35	1122.10	1141.45	1160.80
SBI	249.00	242.70	244.80	246.90	250.40	252.50	258.10	263.70
Sun Pharma	770.15	755.40	760.32	765.23	771.07	775.98	786.73	797.48
Tata Motors	531.95	518.50	522.98	527.47	534.73	539.22	550.97	562.72
Tata Motors DVR	337.65	327.25	330.72	334.18	339.97	343.43	352.68	361.93
Tata Power	74.90	72.15	73.07	73.98	74.97	75.88	77.78	79.68
Tata Steel	367.95	358.60	361.72	364.83	369.72	372.83	380.83	388.83
TCS	2436.10	2354.20	2381.50	2408.80	2428.40	2455.70	2502.60	2549.50
Tech Mahindra	447.85	438.60	441.68	444.77	449.08	452.17	459.57	466.97
Ultratech	3914.80	3829.00	3857.60	3886.20	3930.60	3959.20	4032.20	4105.20
Wipro	484.20	473.00	476.73	480.47	482.73	486.47	492.47	498.47
Yes Bank	1246.90	1224.60	1232.03	1239.47	1245.63	1253.07	1266.67	1280.27
Zee Entertainment	532.40	513.80	520.00	526.20	534.90	541.10	556.00	570.90

Disclaimer

Destimoney Securities Private Limited (hereinafter referred to as "Destimoney") is a registered Member of National Stock Exchange of India Limited, Bombay Stock Exchange Limited and MCX Stock Exchange Limited. Destimoney is also registered as a Depository Participant with CDSL. Destimoney is in the process of making an application with SEBI for registering it as a Research Entity in terms of SEBI (Research Analyst) Regulations, 2014. Destimoney or its associates has not been debarred/ suspended by SEBI or any other regulatory authority for accessing /dealing in securities Market and no material disciplinary action has been taken by SEBI/other regulatory authorities impacting Destimoney's Equity Research Analysis. Destimoney or its associates/analyst including its relatives do not hold any actual/beneficial ownership of more than 1% in the company/ies covered by Analyst (hereinafter referred to as "Subject Company/ies"). Destimoney or its associates/analyst including its relatives may hold financial interest in the company/ies covered by Analyst (hereinafter referred to as "Subject Company/ies"). Destimoney or its associates/analysts or his/her relative does not receive any compensation or other benefits from the subject company/ies mentioned in this research report (hereinafter referred to as "Report") or from a third party in connection with preparation of the report. Accordingly, Destimoney or its associates/analyst or his/her relative does not have any other material conflict of interest at the time of publication of the Report.

Research analyst/s engaged in preparation of the Report, has not received any compensation / managed or co-managed public offering of securities of the subject company/ies / has not received compensation for investment banking or merchant banking or brokerage services from the subject company/ies / has not received compensation for products or services other than investment banking or merchant banking or brokerage services from the subject company/ies / has not received compensation or other benefits from the subject company/ies or third party in connection with the Report of the subject company/ies during the past twelve months / has not served as an officer, director or employee of subject Company/ies and is not engaged in market making activity of the subject Company/ies.

Destimoney or its associates are engaged in various financial services business, thus, it might have, received any compensation / managed or co-managed public offering of securities of the subject company/ies / received compensation for investment banking or merchant banking or brokerage services from the subject company/ies / received compensation for products or services other than investment banking or merchant banking or brokerage services from the subject company/ies / received compensation or other benefits from the subject company/ies or third party in connection with the Report of subject company/ies during the past twelve months engaged in market making activity for the subject company/ies.

In the preparation of the material contained in the Report, Destimoney has used information that is publicly available, as also data developed in-house. Some of the material used in the document may have been obtained from members/persons other than Destimoney and which may have been made available to Destimoney. Information gathered & material used in the Report is believed to be from reliable sources. Destimoney has not independently verified all the information and opinions given in this material/document/Report. Accordingly, no representation or warranty, express or implied, is made as to the accuracy, authenticity, completeness or fairness of the information and opinions contained in this material/document/Report. For data reference to any third party in this material no such party will assume any liability for the same.

Destimoney group companies provides finance related product services like distribution of financial products and as such is a provider of many services like loans, mutual funds, tax & trust planning etc. mentioned in this brochure. And hence, Destimoney do not warranty / guarantee about performance of any products and customer servicing w.r.t third party products per se.

Third party products are subject to code of conduct to be adhered to by the representatives of Destimoney and Destimoney is not responsible for the losses, whether actual or notional incurred by any investor. Services assured and expected may vary from actual service and Destimoney does not guarantee about the quality of services. Investments in securities and commodities are subject to market and other risks and there is no assurance or guarantee that the objectives of any of the Investments/Schemes/product would be achieved. Past performances are only indicative and returns are not assured and guaranteed by Destimoney group companies. The price, value of and income from any of the securities or financial instruments mentioned in this report can fall as well as rise. The value of securities and financial instruments is subject to exchange rate fluctuation that may have a positive or adverse effect on the price or income of such securities or financial instruments.

The recipient alone shall be fully responsible, and/or liable for any decision taken on the basis of this material/document/Report. Destimoney does not in any way through this material solicit or offer for purchase or sale of any financial services, commodities, products dealt in this material/document/Report. Destimoney/its affiliates/associates/directors shall not be in any way responsible for any loss or damage of any nature, including but not limited to direct, indirect, punitive, special, exemplary, and consequential, as also any loss of profit that may arise to any person/entity from or in connection with the use of information contained in this material/document/Report. All recipients of this material/document/Report before dealing and/or transacting in any of the products advised, opined or referred to in this material shall make their own investigation, seek appropriate professional advice and make their own independent decision. Noting contained in this material/document/Report should be construed as investment or financial advice. Clients are advised to assess their risk profile/ appetite before acting on any information contained in this material/document/Report. Investors should also refer to risk tag and compare it with its own risk appetite before taking any investment decision.

Reports on technical and derivative analysis are based on studying charts of a stock's price movement, outstanding positions and trading volume as opposed to focussing on a company's fundamentals and as such, may not match with a report on a company's fundamentals. The opinions expressed in the Report are our current opinions as of the date of this report and may be subject to change from time to time without notice. Destimoney or any persons connected with it do not accept any liability arising from use of this material/document/Report.

Information/ opinion conveyed through this material/document/Report are strictly meant for the registered Clients of Destimoney group of Companies of the respective segments. This information is not intended for distribution to, or use by, any person or entity in any jurisdiction or country where such distribution or use would be contrary to law or regulation or which would subject Destimoney or its affiliates to any registration requirement within such jurisdiction or country. This information does not constitute an offer to sell or a solicitation of an offer to buy any financial products to any person in any jurisdiction where it is unlawful to make such an offer or solicitation. No part of this material may be duplicated in whole or in part in any form and / or redistributed without the prior written consent of Destimoney. This material/document/Report is being supplied to you solely for your information, and its contents, information or data may not be reproduced, redistributed or passed on directly or indirectly.

A graph of daily closing prices of securities available at <http://www.nseindia.com/ChartApp/install/charts/mainpage.jsp>, www.bseindia.com and <http://economictimes.indiatimes.com/markets/stocks/stock-quotes>. (Choose a company from the list on the browser and select the "three years" period in the price chart).

Recipients of the Report shall always independently verify reliability and suitability of the Report and opinions before investing.

For Company details, please visit our website www.destimoney.com

For research related query, write to us at research@destimoney.com