

28 February 2017

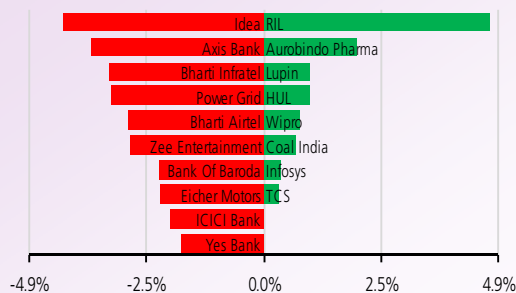
## NIFTY TO TRADE BETWEEN 8780-9020

On daily charts, Nifty index is facing resistance at 8950 levels from last two sessions and it is hovering in narrow range. Intraday Supports are at 8780/8840 levels & Resistance at 8950/9020 levels breakout from these levels will give direction to the index.

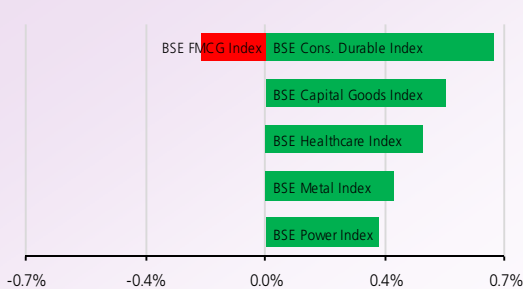
## TRADERS COMMENT

Equity benchmarks snapped six-day winning streak on Monday on account of profit booking in banks, telecom and auto stocks. However, the consistent rally in index heavyweight Reliance Industries capped losses. Sensex was down 80.09 points at 28812.88 and Nifty was down 42.80 points at 8896.70.

## NIFTY MOVERS & SHAKERS

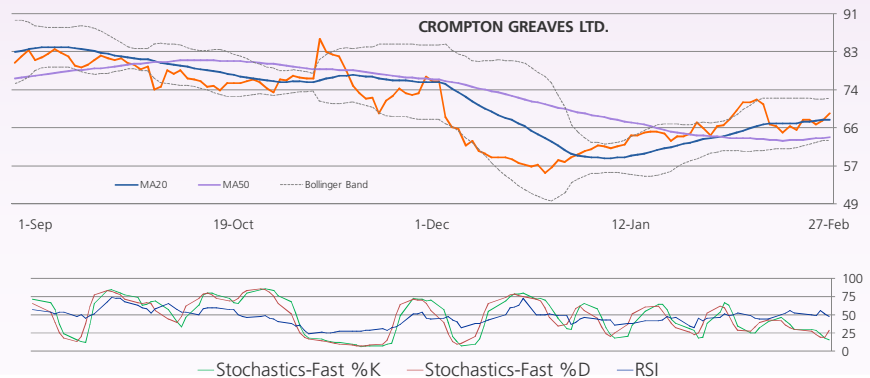


## TOP 5 SECTOR MOVERS



## Chart of the Day Crompton Greaves Ltd Buy above Rs69.50

After minor correction, this stock is again moving upwards and price is also above its 20 dma support. We recommend a buy only above Rs69.50 with the stop loss of Rs67 for the target of Rs74.



## Chart of the Day

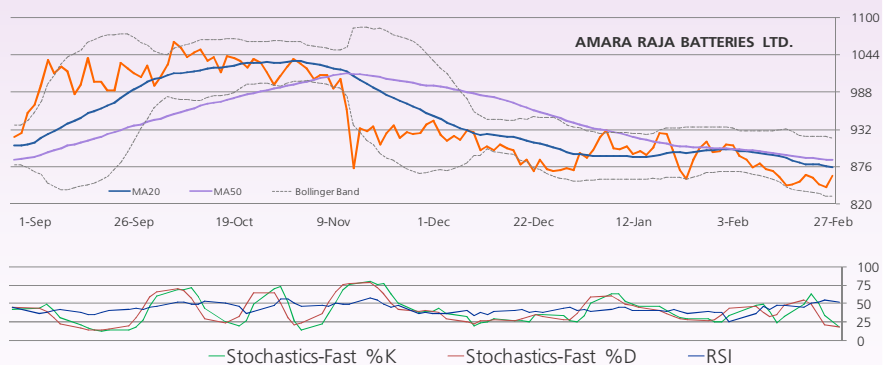
Buy: Crompton Greaves CMP:69.15

## Technical Call of the Day

Buy: Amara Raja Batteries CMP:863

## Technical Call of the Day Amara Raja Batteries Ltd Buy above Rs864

We recommend a Buy in Amaraja bat only above Rs863 with the stop loss of Rs843 for the target of Rs890.



We are also available on:



E-mail : [research@destimoney.com](mailto:research@destimoney.com)  
[www.destimoney.com](http://www.destimoney.com)

STOCKS TRADING IN POSITIVE ZONE: Justdial, BEML

STOCKS TRADING IN NEGATIVE ZONE: VEDL, ApolloHosp, Powergrid

## Corporate Snapshot

- **Larsen & Toubro:** Life Insurance Corporation of India (LIC) plans to buy 5 per cent more in India's biggest engineering company Larsen & Toubro (L&T) for Rs 6,500 crore at current market prices, said two people familiar with the proposal. The insurer, which already owns 16 per cent of the company, has got the regulator's approval to buy the additional stake recently.

CMP:	1465.9
P/E(ttm):	20.3
Impact	Neutral
- **NHPC:** The company has informed bourses that Power Purchase Agreement (PPA) in respect upcoming Teesta-IV Project, West Bengal & Teesta-V Power Station, Sikkim have been signed on February 21, 2017 with GRIDCO, Government of Odisha for a period of 35 years from the date of commercial operation (COD) of the project/power station.

CMP:	29.7
P/E(ttm):	12.0
Impact	Neutral
- **Bharti Airtel** announced removal of all roaming charges for outgoing and incoming calls as well as SMSes and data usage within India as it takes on Reliance Jio. India's largest mobile phone service provider said international call rates will be cut by up to 90 per cent to Rs 3/minute. And, data charges by up to 99 per cent at Rs 3/MB across popular roaming destinations. Starting from April 1, Airtel customers roaming within India will enjoy free incoming calls and SMSes and there will be no premium on outgoing calls.

CMP:	355.7
P/E(ttm):	21.0
Impact	Neutral
- **ONGC** may acquire India's third-biggest fuel retailer HPCL in an about Rs 44,000 crore (\$6.6 billion) deal as part of the government's plan to create an integrated oil giant. India's biggest oil and gas producer ONGC may buy all of the government's 51.11 per cent stake in Hindustan Petroleum Corporation Ltd (HPCL). This will have to be followed by an open offer to acquire additional 26 per cent from other shareholders of HPCL.

CMP:	194.7
P/E(ttm):	13.9
Impact	Neutral
- **Lupin** said its Japanese subsidiary Kyowa Pharmaceutical has entered into an agreement with Astellas Pharma for exclusive right to distribute and promote extended-release tablets of quetiapine fumarate in Japan.

CMP:	1464.1
P/E(ttm):	50.1
Impact	Neutral

ttm = trailing twelve months

## Economic Snapshot

- The states' fiscal deficit will rise only marginally to 3.3 per cent in financial year 2017-18 (FY18) from the expected 3.2 per cent in 2016-17 (FY17), domestic ratings agency India Ratings and Research (Ind-Ra) said. The aggregate states' GDP-to-debt ratio will also go up marginally to 24.3 per cent in FY18 from 24 per cent in FY17, it said. Market borrowings of the states will increase to Rs 3,70,000 crore from the Rs 3,50,000 crore in the ongoing financial year, it said.
- The Central Statistics Office (CSO) is due to unveil today the revised advance estimate for gross domestic product (GDP) growth for the financial year (FY) 2016-17 after factoring in the note ban impact in the December quarter. In the wake of the cash ban, a number of think-tanks and experts have lowered their projections for 2016-17 to even below 7.1 per cent — which was put out by the CSO in its advance estimates on January 6. Earlier this month, the Reserve Bank of India (RBI) had lowered GDP growth forecast for this FY to 6.9 per cent, but at the same time projected a rebound in the next fiscal at 7.4 per cent.

## DERIVATIVES

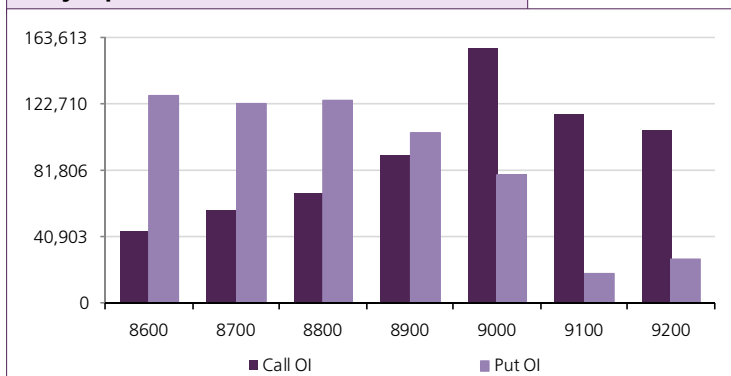
### Open Interest Gainers

Stock	Open Interest (contracts)	OI Change (%)	Price (Rs.)	Price change (%)
WOCKPHARMA	4,052,400	27.0%	763.95	7.7%
ZEEL	8,518,900	19.8%	506.75	-2.8%
POWERGRID	22,840,000	19.1%	193.80	-3.3%
CEATLTD	2,001,300	19.0%	1174.55	0.7%
GAIL	12,513,000	17.7%	510.40	0.0%

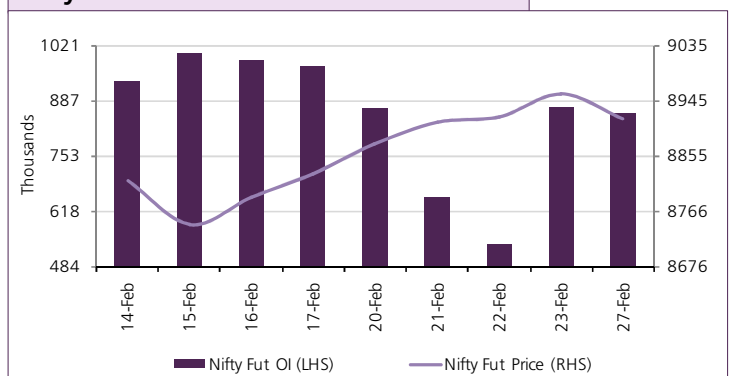
### Open Interest Losers

Stock	Open Interest (contracts)	OI Change (%)	Price (Rs.)	Price change (%)
KSCL	2,703,000	-6.6%	467.75	2.1%
KOTAKBANK	9,359,200	-5.1%	804.70	-0.7%
AXISBANK	24,894,000	-4.7%	511.30	-3.4%
NMDC	17,412,000	-3.3%	143.20	0.7%
HDFCBANK	32,189,000	-3.0%	1394.05	0.4%

### Nifty Option OI Distribution



### Nifty OI Vs Futures Price



### Top 5 Traded Stock Futures

Stock	Expiry Date	No of contracts traded	Contract value (Rs. Lacs)	LTP
RELIANCE	30-Mar-17	56,137	348,142	1239
JINDALSTEL	30-Mar-17	9,940	109,964	125
BHARATFIN	30-Mar-17	9,745	83,609	856
VEDL	30-Mar-17	8,978	81,378	257
WOCKPHARMA	30-Mar-17	17,792	80,713	764

### Top 5 Traded Stock Options

Stock	Expiry Date	Option Type	Strike price	No of contracts traded	Contract value (Rs. Lacs)	LTP
RELIANCE	30-Mar-17	CE	1,300	11,056	73,139	19.75
RELIANCE	30-Mar-17	CE	1,260	7,438	48,188	31.35
RELIANCE	30-Mar-17	CE	1,240	6,611	42,401	39.40
RELIANCE	30-Mar-17	PE	1,200	4,928	30,128	22.10
RELIANCE	30-Mar-17	CE	1,280	3,867	25,301	24.95

### Top 5 Contract Future Volumes

Stock	Expiry Date	No of Contracts traded	Current Cash Volume	Cash Delivery %
RELIANCE	30-Mar-17	56,137	19,068,911	42.7%
WOCKPHARMA	30-Mar-17	17,792	6,096,664	15.5%
AXISBANK	30-Mar-17	12,211	7,372,140	48.6%
ICICIBANK	30-Mar-17	10,673	13,670,895	59.1%
JETAIRWAYS	30-Mar-17	10,430	5,680,158	13.6%

### Bottom 5 Contract Future Volumes

Stock	Expiry Date	No of Contracts traded	Current Cash Volume	Cash Delivery %
NIITTECH	30-Mar-17	141	97,434	50.5%
OIL	30-Mar-17	223	936,922	76.5%
SOUTHBANK	30-Mar-17	266	5,198,337	45.4%
CUMMINSIND	30-Mar-17	287	174,154	55.6%
NHPC	30-Mar-17	331	6,058,525	65.9%

## SUPPORT / RESISTANCE LEVEL

Company Name	Closing Price	S3	S2	S1	Pivot	R1	R2	R3
ACC	1417.50	1378.15	1391.27	1404.38	1423.92	1437.03	1469.68	1502.33
Adani Ports	296.65	289.30	291.75	294.20	297.45	299.90	305.60	311.30
Ambuja Cements	229.90	221.20	224.10	227.00	229.50	232.40	237.80	243.20
Asian Paints	1001.95	979.45	986.95	994.45	1006.50	1014.00	1033.55	1053.10
Aurobindo Pharma	679.35	655.90	663.72	671.53	679.07	686.88	702.23	717.58
Axis Bank	508.95	486.70	494.12	501.53	514.72	522.13	542.73	563.33
Bajaj Auto	2795.05	2722.10	2746.42	2770.73	2807.87	2832.18	2893.63	2955.08
Bank Of Baroda	164.40	159.70	161.27	162.83	165.67	167.23	171.63	176.03
Bharti Airtel	355.70	337.65	343.67	349.68	358.57	364.58	379.48	394.38
Bharti Infratel	288.15	273.25	278.22	283.18	292.07	297.03	310.88	324.73
BHEL	152.80	148.80	150.13	151.47	153.18	154.52	157.57	160.62
Bosch	21645.75	20922.10	21163.32	21404.53	21797.27	22038.48	22672.43	23306.38
BPCL	707.70	677.00	687.23	697.47	711.13	721.37	745.27	769.17
Cipla	585.25	567.80	573.62	579.43	587.17	592.98	606.53	620.08
Coal India	329.95	323.10	325.38	327.67	329.98	332.27	336.87	341.47
Dr. Reddy'S Lab	2857.00	2806.55	2823.37	2840.18	2863.52	2880.33	2920.48	2960.63
Eicher Motors	24337.35	23503.55	23781.48	24059.42	24552.93	24830.87	25602.32	26373.77
Gail	515.30	502.00	506.43	510.87	518.53	522.97	535.07	547.17
Grasim	1018.35	991.40	1000.38	1009.37	1022.58	1031.57	1053.77	1075.97
HCL Technologies	839.95	820.75	827.15	833.55	842.45	848.85	864.15	879.45
HDFC	1375.70	1346.75	1356.40	1366.05	1377.75	1387.40	1408.75	1430.10
HDFC Bank	1393.60	1358.85	1370.43	1382.02	1390.18	1401.77	1421.52	1441.27
Hero Motocorp	3175.90	3102.20	3126.77	3151.33	3181.62	3206.18	3261.03	3315.88
Hindalco	180.75	175.25	177.08	178.92	181.03	182.87	186.82	190.77
HUL	866.45	837.95	847.45	856.95	863.75	873.25	889.55	905.85
ICICI Bank	278.85	268.65	272.05	275.45	280.50	283.90	292.35	300.80
Idea	114.55	107.10	109.58	112.07	115.53	118.02	123.97	129.92
Indusind Bank	1319.30	1287.20	1297.90	1308.60	1328.25	1338.95	1369.30	1399.65
Infosys	1012.40	990.90	998.07	1005.23	1014.12	1021.28	1037.33	1053.38
ITC	264.60	249.70	254.67	259.63	262.82	267.78	275.93	284.08
Kotak Mahindra Bank	800.50	778.60	785.90	793.20	802.85	810.15	827.10	844.05
L&T	1465.85	1420.20	1435.42	1450.63	1475.32	1490.53	1530.43	1570.33
Lupin	1464.10	1431.60	1442.43	1453.27	1461.13	1471.97	1490.67	1509.37
M&M	1293.85	1259.10	1270.68	1282.27	1292.58	1304.17	1326.07	1347.97
Maruti Suzuki India	5951.50	5829.05	5869.87	5910.68	5980.82	6021.63	6132.58	6243.53
NTPC	165.40	160.75	162.30	163.85	165.15	166.70	169.55	172.40
ONGC	194.70	189.60	191.30	193.00	195.50	197.20	201.40	205.60
Power Grid	192.75	183.80	186.78	189.77	194.88	197.87	205.97	214.07
RIL	1238.90	1123.90	1162.23	1200.57	1228.68	1267.02	1333.47	1399.92
SBI	268.25	263.75	265.25	266.75	269.10	270.60	274.45	278.30
Sun Pharma	674.45	656.70	662.62	668.53	677.02	682.93	697.33	711.73
Tata Motors	457.80	446.20	450.07	453.93	458.97	462.83	471.73	480.63
Tata Motors DVR	277.15	269.65	272.15	274.65	278.00	280.50	286.35	292.20
Tata Power	82.70	80.90	81.50	82.10	83.05	83.65	85.20	86.75
Tata Steel	480.60	470.85	474.10	477.35	482.75	486.00	494.65	503.30
TCS	2489.85	2438.10	2455.35	2472.60	2487.30	2504.55	2536.50	2568.45
Tech Mahindra	499.80	479.95	486.57	493.18	501.62	508.23	523.28	538.33
Ultratech	3737.20	3661.35	3686.63	3711.92	3747.03	3772.32	3832.72	3893.12
Wipro	489.75	466.70	474.38	482.07	487.33	495.02	507.97	520.92
Yes Bank	1421.90	1389.25	1400.13	1411.02	1428.13	1439.02	1467.02	1495.02
Zee Entertainment	503.80	486.65	492.37	498.08	507.07	512.78	527.48	542.18

## Disclaimer

Destimoney Securities Private Limited (hereinafter referred to as "Destimoney") is a registered Member of National Stock Exchange of India Limited, Bombay Stock Exchange Limited and MCX Stock Exchange Limited. Destimoney is also registered as a Depository Participant with CDSL. Destimoney is in the process of making an application with SEBI for registering it as a Research Entity in terms of SEBI (Research Analyst) Regulations, 2014. Destimoney or its associates has not been debarred/ suspended by SEBI or any other regulatory authority for accessing /dealing in securities Market and no material disciplinary action has been taken by SEBI/other regulatory authorities impacting Destimoney's Equity Research Analysis. Destimoney or its associates/analyst including its relatives do not hold any actual/beneficial ownership of more than 1% in the company/ies covered by Analyst (hereinafter referred to as "Subject Company/ies"). Destimoney or its associates/analyst including its relatives may hold financial interest in the company/ies covered by Analyst (hereinafter referred to as "Subject Company/ies"). Destimoney or its associates/analysts or his/her relative does not receive any compensation or other benefits from the subject company/ies mentioned in this research report (hereinafter referred to as "Report") or from a third party in connection with preparation of the report. Accordingly, Destimoney or its associates/analyst or his/her relative does not have any other material conflict of interest at the time of publication of the Report.

Research analyst/s engaged in preparation of the Report, has not received any compensation / managed or co-managed public offering of securities of the subject company/ies / has not received compensation for investment banking or merchant banking or brokerage services from the subject company/ies / has not received compensation for products or services other than investment banking or merchant banking or brokerage services from the subject company/ies / has not received compensation or other benefits from the subject company/ies or third party in connection with the Report of the subject company/ies during the past twelve months / has not served as an officer, director or employee of subject Company/ies and is not engaged in market making activity of the subject Company/ies.

Destimoney or its associates are engaged in various financial services business, thus, it might have, received any compensation / managed or co-managed public offering of securities of the subject company/ies / received compensation for investment banking or merchant banking or brokerage services from the subject company/ies / received compensation for products or services other than investment banking or merchant banking or brokerage services from the subject company/ies / received compensation or other benefits from the subject company/ies or third party in connection with the Report of subject company/ies during the past twelve months engaged in market making activity for the subject company/ies.

In the preparation of the material contained in the Report, Destimoney has used information that is publicly available, as also data developed in-house. Some of the material used in the document may have been obtained from members/persons other than Destimoney and which may have been made available to Destimoney. Information gathered & material used in the Report is believed to be from reliable sources. Destimoney has not independently verified all the information and opinions given in this material/document/Report. Accordingly, no representation or warranty, express or implied, is made as to the accuracy, authenticity, completeness or fairness of the information and opinions contained in this material/document/Report. For data reference to any third party in this material no such party will assume any liability for the same.

Destimoney group companies provides finance related product services like distribution of financial products and as such is a provider of many services like loans, mutual funds, tax & trust planning etc. mentioned in this brochure. And hence, Destimoney do not warranty / guarantee about performance of any products and customer servicing w.r.t third party products per se.

Third party products are subject to code of conduct to be adhered to by the representatives of Destimoney and Destimoney is not responsible for the losses, whether actual or notional incurred by any investor. Services assured and expected may vary from actual service and Destimoney does not guarantee about the quality of services. Investments in securities and commodities are subject to market and other risks and there is no assurance or guarantee that the objectives of any of the Investments/Schemes/product would be achieved. Past performances are only indicative and returns are not assured and guaranteed by Destimoney group companies. The price, value of and income from any of the securities or financial instruments mentioned in this report can fall as well as rise. The value of securities and financial instruments is subject to exchange rate fluctuation that may have a positive or adverse effect on the price or income of such securities or financial instruments.

The recipient alone shall be fully responsible, and/or liable for any decision taken on the basis of this material/document/Report. Destimoney does not in any way through this material solicit or offer for purchase or sale of any financial services, commodities, products dealt in this material/document/Report. Destimoney/its affiliates/associates/directors shall not be in any way responsible for any loss or damage of any nature, including but not limited to direct, indirect, punitive, special, exemplary, and consequential, as also any loss of profit that may arise to any person/entity from or in connection with the use of information contained in this material/document/Report. All recipients of this material/document/Report before dealing and/or transacting in any of the products advised, opined or referred to in this material shall make their own investigation, seek appropriate professional advice and make their own independent decision. Noting contained in this material/document/Report should be construed as investment or financial advice. Clients are advised to assess their risk profile/ appetite before acting on any information contained in this material/document/Report. Investors should also refer to risk tag and compare it with its own risk appetite before taking any investment decision.

Reports on technical and derivative analysis are based on studying charts of a stock's price movement, outstanding positions and trading volume as opposed to focussing on a company's fundamentals and as such, may not match with a report on a company's fundamentals. The opinions expressed in the Report are our current opinions as of the date of this report and may be subject to change from time to time without notice. Destimoney or any persons connected with it do not accept any liability arising from use of this material/document/Report.

Information/ opinion conveyed through this material/document/Report are strictly meant for the registered Clients of Destimoney group of Companies of the respective segments. This information is not intended for distribution to, or use by, any person or entity in any jurisdiction or country where such distribution or use would be contrary to law or regulation or which would subject Destimoney or its affiliates to any registration requirement within such jurisdiction or country. This information does not constitute an offer to sell or a solicitation of an offer to buy any financial products to any person in any jurisdiction where it is unlawful to make such an offer or solicitation. No part of this material may be duplicated in whole or in part in any form and / or redistributed without the prior written consent of Destimoney. This material/document/Report is being supplied to you solely for your information, and its contents, information or data may not be reproduced, redistributed or passed on directly or indirectly.

A graph of daily closing prices of securities available at <http://www.nseindia.com/ChartApp/install/charts/mainpage.jsp>, [www.bseindia.com](http://www.bseindia.com) and <http://economictimes.indiatimes.com/markets/stocks/stock-quotes>. (Choose a company from the list on the browser and select the "three years" period in the price chart).

Recipients of the Report shall always independently verify reliability and suitability of the Report and opinions before investing.

For Company details, please visit our website [www.destimoney.com](http://www.destimoney.com)

For research related query, write to us at [research@destimoney.com](mailto:research@destimoney.com)