

28 November 2016

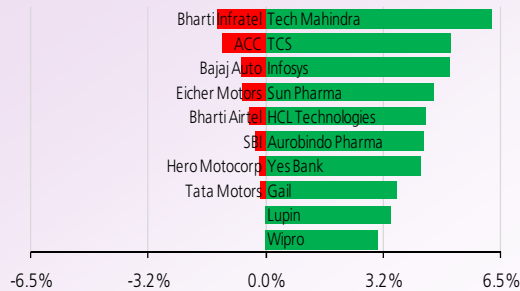
## NIFTY TO TRADE BETWEEN 7980-8200

On daily charts nifty managed to close above 8100 level , relief rally expected towards 8200 level. Intraday Supports are at 8020/7980 levels & Resistance at 8150/8200 levels.

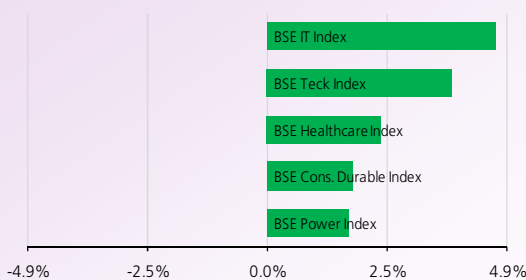
## TRADERS COMMENT

The December futures and options series kicked off on a firm note on Friday, as the BSE Sensex and NSE Nifty50 surged nearly 2 % on brisk buying by funds and retail investors at lower levels amid firm Asian cues. The 30-share Sensex closed 456.17 points, or 1.76 %, higher at 26,316, while the 50-share Nifty50 pack ended 1.87 % higher at 8,114.

## NIFTY MOVERS & SHAKERS

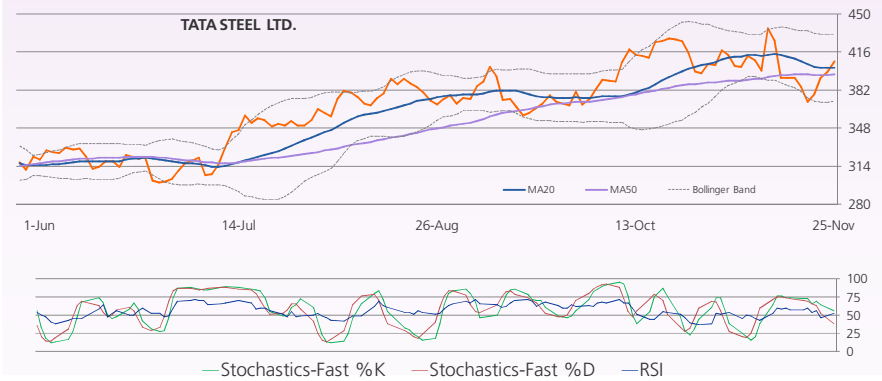


## TOP 5 SECTOR MOVERS



## Chart of the Day Tatasteel Ltd Buy above 410

Tata steel has managed to close above 20 DMA with a rise in volumes. We recommend a buy above Rs 410 with the stop loss of Rs398 for the target of Rs430.



## Chart of the Day

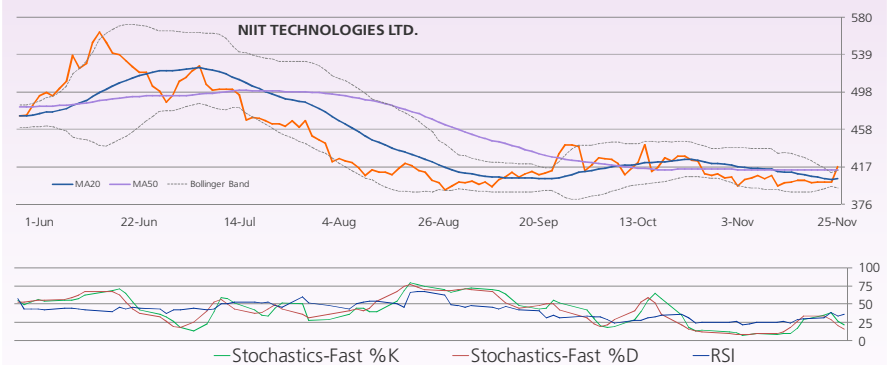
Buy: TataSteel Ltd CMP:408.75

## Technical Call of the Day

Buy: NIIT Tech Ltd CMP:417.40

## Technical call of the Day NIIT Tech Ltd Buy above Rs418

We recommend a Buy NIIT Tech only above Rs418 with the stop loss of Rs404 for the target of Rs445.



We are also available on:



E-mail : [research@destimoney.com](mailto:research@destimoney.com)  
[www.destimoney.com](http://www.destimoney.com)

STOCKS TRADING IN POSITIVE ZONE: NTPC, NHPC  
 STOCKS TRADING IN NEGATIVE ZONE: PCJEWELLERS, BATAINDIA

- **Tata Steel's** board has elected independent director O. P. Bhatt as its Chairman, replacing ousted Chairman Cyrus P. Mistry,. Also the Competition Commission has approved the proposed acquisition of urea and customised fertilisers business of Tata Chemicals by Norway's Yara Fertilisers.

CMP:	408.8
P/E(ttm):	NA
Impact	Neutral
- **Ashok Leyland Ltd** has completed the acquisition of Nissan Motor Company's stake in the three joint ventures (JVs) between the two companies formed eight years ago. The acquisition was completed for a consolidated consideration of Rs 3 for all the shares of the three JVs,. Under the new arrangement, Ashok Leyland will continue to build, under a licensing agreement, pick-up truck Dost and other LCVs such as Mitr and Partner.

CMP:	77.0
P/E(ttm):	NA
Impact	Neutral
- Arrow Generiques, the French subsidiary of **Aurobindo Pharma Ltd**, will be acquiring select commercial products from Teva for an undisclosed sum.As per an agreement entered into by both companies, Arrow Generiques will acquire the right, title and interest in products, calcium and calcium vitamin D3, including the use of Orocal trademark

CMP:	350.0
P/E(ttm):	18.8
Impact	Neutral
- **SpiceJet Ltd's** profit doubled to Rs 58.9 crores in the quarter ended September from Rs 29 crores in the year earlier.It reported a 35% rise in revenue to Rs.1,400 crores during the same period. This is the seventh consecutive profitable quarter for SpiceJet after it recovered from a near shut down in December, 2014.

CMP:	65.4
P/E(ttm):	9.1
Impact	Neutral
- **Tata Steel's** board has elected independent director O. P. Bhatt as its Chairman, replacing ousted Chairman Cyrus P. Mistry, even as the company has convened an EGM on December 21 to remove Cyrus P. Mistry and Nusli N. Wadia as directors.Also the Competition Commission has approved the proposed acquisition of urea and customised fertilisers business of Tata Chemicals by Norway's Yara Fertilisers.Under the deal, Tata Chemicals will sell its urea plant in Babrala, Uttar Pradesh, which has an annual capacity of about 1.2 million tonnes for an estimated Rs 2,670 crores.

CMP:	417.2
P/E(ttm):	21.7
Impact	Neutral

ttm = trailing twelve months

## Economic Snapshot

- Centre reduces equity support for Air India by half to Rs 1,713 crores. Against the demand of Rs 3,900 crores, the state-owned airline will get only Rs 1,713 crores in FY17. The capital infusion is part of the Rs 30,000-crores bailout package for Air India in the form of equity support by the government. So far, Rs 23,933 crores has been released to the company in several tranches. Air India sources said that the government did not meet its full demand for the current fiscal citing its own constraints regarding meeting the fiscal deficit. Due to the reduced support during the fiscal, the airline may find it difficult to meet its operational and financial targets.
- The Centre has set a modest 14 % target for revenue growth under the Goods and Services Tax and prescribed a formula that it will use to compensate States for any revenue loss under the GST for five years. Also the draft GST (Goods and Services Tax) law has suggested the levy of a compensation cess, which will be credited to the GST Compensation Fund. After five years, the unutilised cess would be transferred to the Consolidated Fund of India and then devolve to States based on the formula of the Fourteenth Finance Commission.

## DERIVATIVES

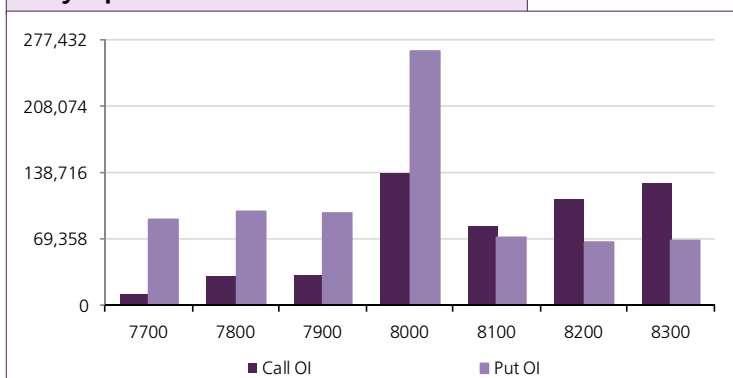
### Open Interest Gainers

Stock	Open Interest (contracts)	OI Change (%)	Price (Rs.)	Price change (%)
PCJEWELLER	894,000	23.7%	341.45	-0.6%
PFC	10,614,000	21.9%	133.15	4.8%
IGL	1,085,700	20.1%	839.25	1.0%
BHARATFIN	5,512,000	13.4%	702.75	2.1%
COLPAL	490,700	13.2%	921.45	-0.9%

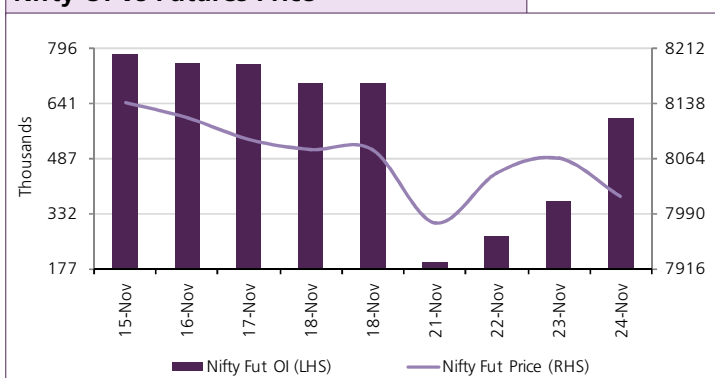
### Open Interest Losers

Stock	Open Interest (contracts)	OI Change (%)	Price (Rs.)	Price change (%)
TATAELXSI	1,723,200	-11.5%	1242.65	6.8%
AMBUJACEM	14,197,500	-9.3%	203.20	0.6%
INDUSINDBK	4,527,000	-6.8%	1075.65	2.3%
INFY	12,461,500	-6.3%	977.75	4.5%
BHEL	30,825,000	-5.4%	127.30	1.8%

### Nifty Option OI Distribution



### Nifty OI Vs Futures Price



### Top 5 Traded Stock Futures

Stock	Expiry Date	No of contracts traded	Contract value (Rs. Lacs)	LTP
VEDL	29-Dec-16	10,728	144,070	222
SBIN	29-Dec-16	15,388	121,194	262
TATASTEEL	29-Dec-16	11,824	96,865	409
INFY	29-Dec-16	17,260	83,806	978
YESBANK	29-Dec-16	10,329	83,530	1170

### Top 5 Traded Stock Options

Stock	Expiry Date	Option Type	Strike price	No of contracts traded	Contract value (Rs. Lacs)	LTP
INFY	29-Dec-16	CE	1,000	3,049	15,505	18.50
VEDL	29-Dec-16	CE	230	1,066	15,317	8.35
TATASTEEL	29-Dec-16	CE	410	1,538	13,160	17.35
AXISBANK	29-Dec-16	CE	480	2,193	12,985	14.85
TATASTEEL	29-Dec-16	CE	420	1,415	12,285	12.95

### Top 5 Contract Future Volumes

Stock	Expiry Date	No of Contracts traded	Current Cash Volume	Cash Delivery %
INFY	29-Dec-16	17,260	6,315,690	57.9%
SBIN	29-Dec-16	15,388	19,303,589	37.3%
SUNPHARMA	29-Dec-16	12,519	4,410,579	51.1%
HINDALCO	29-Dec-16	12,478	17,338,861	17.4%
TATASTEEL	29-Dec-16	11,824	7,090,491	19.4%

### Bottom 5 Contract Future Volumes

Stock	Expiry Date	No of Contracts traded	Current Cash Volume	Cash Delivery %
TORNTPOWER	29-Dec-16	48	122,718	34.8%
CUMMINSIND	29-Dec-16	94	111,091	59.3%
DCBBANK	29-Dec-16	139	691,767	44.4%
OFSS	29-Dec-16	174	306,793	94.7%
MARICO	29-Dec-16	232	565,980	62.2%

## SUPPORT / RESISTANCE LEVEL

Company Name	Closing Price	S3	S2	S1	Pivot	R1	R2	R3
ACC	1309.40	1266.50	1280.80	1295.10	1313.05	1327.35	1359.60	1391.85
Adani Ports	265.05	245.50	252.02	258.53	262.27	268.78	279.03	289.28
Ambuja Cements	203.00	193.00	196.33	199.67	201.83	205.17	210.67	216.17
Asian Paints	945.45	924.30	931.35	938.40	945.85	952.90	967.40	981.90
Aurobindo Pharma	740.65	680.40	700.48	720.57	732.48	752.57	784.57	816.57
Axis Bank	471.20	457.60	462.13	466.67	469.83	474.37	482.07	489.77
Bajaj Auto	2613.05	2560.30	2577.88	2595.47	2620.73	2638.32	2681.17	2724.02
Bank Of Baroda	167.90	160.55	163.00	165.45	168.30	170.75	176.05	181.35
Bharti Airtel	301.00	291.30	294.53	297.77	301.88	305.12	312.47	319.82
Bharti Infratel	355.60	346.90	349.80	352.70	357.90	360.80	368.90	377.00
BHEL	126.75	121.90	123.52	125.13	126.32	127.93	130.73	133.53
Bosch	18840.90	18425.00	18563.63	18702.27	18888.63	19027.27	19352.27	19677.27
BPCL	639.40	623.10	628.53	633.97	640.63	646.07	658.17	670.27
Cipla	565.05	527.05	539.72	552.38	561.17	573.83	595.28	616.73
Coal India	304.25	296.55	299.12	301.68	303.47	306.03	310.38	314.73
Dr. Reddy'S Lab	3168.45	2948.35	3021.72	3095.08	3149.37	3222.73	3350.38	3478.03
Eicher Motors	20222.55	19174.30	19523.72	19873.13	20286.07	20635.48	21397.83	22160.18
Gail	417.20	387.60	397.47	407.33	413.52	423.38	439.43	455.48
Grasim	823.10	780.10	794.43	808.77	817.38	831.72	854.67	877.62
HCL Technologies	801.95	728.10	752.72	777.33	794.67	819.28	861.23	903.18
HDFC	1244.05	1163.25	1190.18	1217.12	1237.13	1264.07	1311.02	1357.97
HDFC Bank	1189.30	1122.80	1144.97	1167.13	1180.17	1202.33	1237.53	1272.73
Hero Motocorp	3045.95	2961.30	2989.52	3017.73	3056.22	3084.43	3151.13	3217.83
Hindalco	180.50	172.90	175.43	177.97	181.38	183.92	189.87	195.82
HUL	833.60	813.30	820.07	826.83	832.42	839.18	851.53	863.88
ICICI Bank	260.10	251.70	254.50	257.30	259.85	262.65	268.00	273.35
Idea	73.65	69.50	70.88	72.27	73.13	74.52	76.77	79.02
Indusind Bank	1073.35	1007.90	1029.72	1051.53	1066.72	1088.53	1125.53	1162.53
Infosys	977.50	875.90	909.77	943.63	964.32	998.18	1052.73	1107.28
ITC	228.80	215.65	220.03	224.42	227.43	231.82	239.22	246.62
Kotak Mahindra Bank	752.15	730.25	737.55	744.85	752.25	759.55	774.25	788.95
L&T	1370.70	1297.60	1321.97	1346.33	1360.77	1385.13	1423.93	1462.73
Lupin	1508.65	1372.40	1417.82	1463.23	1491.02	1536.43	1609.63	1682.83
M&M	1173.00	1128.00	1143.00	1158.00	1168.25	1183.25	1208.50	1233.75
Maruti Suzuki India	4873.60	4679.90	4744.47	4809.03	4857.02	4921.58	5034.13	5146.68
NTPC	161.50	148.55	152.87	157.18	159.82	164.13	171.08	178.03
ONGC	277.45	270.95	273.12	275.28	277.57	279.73	284.18	288.63
Power Grid	188.65	179.80	182.75	185.70	187.95	190.90	196.10	201.30
RIL	993.70	972.80	979.77	986.73	991.32	998.28	1009.83	1021.38
SBI	260.95	252.20	255.12	258.03	261.27	264.18	270.33	276.48
Sun Pharma	714.15	653.20	673.52	693.83	705.42	725.73	757.63	789.53
Tata Motors	452.35	429.95	437.42	444.88	450.62	458.08	471.28	484.48
Tata Motors DVR	288.15	269.35	275.62	281.88	286.77	293.03	304.18	315.33
Tata Power	70.05	67.80	68.55	69.30	70.05	70.80	72.30	73.80
Tata Steel	408.75	381.50	390.58	399.67	406.58	415.67	431.67	447.67
TCS	2300.35	2077.15	2151.55	2225.95	2266.60	2341.00	2456.05	2571.10
Tech Mahindra	487.25	432.80	450.95	469.10	479.30	497.45	525.80	554.15
Ultratech	3497.45	3392.25	3427.32	3462.38	3486.17	3521.23	3580.08	3638.93
Wipro	464.75	435.00	444.92	454.83	460.92	470.83	486.83	502.83
Yes Bank	1167.70	1078.00	1107.90	1137.80	1154.75	1184.65	1231.50	1278.35
Zee Entertainment	439.50	412.25	421.33	430.42	440.88	449.97	469.52	489.07

## Disclaimer

Destimoney Securities Private Limited (hereinafter referred to as "Destimoney") is a registered Member of National Stock Exchange of India Limited, Bombay Stock Exchange Limited and MCX Stock Exchange Limited. Destimoney is also registered as a Depository Participant with CDSL. Destimoney is in the process of making an application with SEBI for registering it as a Research Entity in terms of SEBI (Research Analyst) Regulations, 2014. Destimoney or its associates has not been debarred/ suspended by SEBI or any other regulatory authority for accessing /dealing in securities Market and no material disciplinary action has been taken by SEBI/other regulatory authorities impacting Destimoney's Equity Research Analysis. Destimoney or its associates/analyst including its relatives do not hold any actual/beneficial ownership of more than 1% in the company/ies covered by Analyst (hereinafter referred to as "Subject Company/ies"). Destimoney or its associates/analyst including its relatives may hold financial interest in the company/ies covered by Analyst (hereinafter referred to as "Subject Company/ies"). Destimoney or its associates/analysts or his/her relative does not receive any compensation or other benefits from the subject company/ies mentioned in this research report (hereinafter referred to as "Report") or from a third party in connection with preparation of the report. Accordingly, Destimoney or its associates/analyst or his/her relative does not have any other material conflict of interest at the time of publication of the Report.

Research analyst/s engaged in preparation of the Report, has not received any compensation / managed or co-managed public offering of securities of the subject company/ies / has not received compensation for investment banking or merchant banking or brokerage services from the subject company/ies / has not received compensation for products or services other than investment banking or merchant banking or brokerage services from the subject company/ies / has not received compensation or other benefits from the subject company/ies or third party in connection with the Report of the subject company/ies during the past twelve months / has not served as an officer, director or employee of subject Company/ies and is not engaged in market making activity of the subject Company/ies.

Destimoney or its associates are engaged in various financial services business, thus, it might have, received any compensation / managed or co-managed public offering of securities of the subject company/ies / received compensation for investment banking or merchant banking or brokerage services from the subject company/ies / received compensation for products or services other than investment banking or merchant banking or brokerage services from the subject company/ies / received compensation or other benefits from the subject company/ies or third party in connection with the Report of subject company/ies during the past twelve months engaged in market making activity for the subject company/ies.

In the preparation of the material contained in the Report, Destimoney has used information that is publicly available, as also data developed in-house. Some of the material used in the document may have been obtained from members/persons other than Destimoney and which may have been made available to Destimoney. Information gathered & material used in the Report is believed to be from reliable sources. Destimoney has not independently verified all the information and opinions given in this material/document/Report. Accordingly, no representation or warranty, express or implied, is made as to the accuracy, authenticity, completeness or fairness of the information and opinions contained in this material/document/Report. For data reference to any third party in this material no such party will assume any liability for the same.

Destimoney group companies provides finance related product services like distribution of financial products and as such is a provider of many services like loans, mutual funds, tax & trust planning etc. mentioned in this brochure. And hence, Destimoney do not warranty / guarantee about performance of any products and customer servicing w.r.t third party products per se.

Third party products are subject to code of conduct to be adhered to by the representatives of Destimoney and Destimoney is not responsible for the losses, whether actual or notional incurred by any investor. Services assured and expected may vary from actual service and Destimoney does not guarantee about the quality of services. Investments in securities and commodities are subject to market and other risks and there is no assurance or guarantee that the objectives of any of the Investments/Schemes/product would be achieved. Past performances are only indicative and returns are not assured and guaranteed by Destimoney group companies. The price, value of and income from any of the securities or financial instruments mentioned in this report can fall as well as rise. The value of securities and financial instruments is subject to exchange rate fluctuation that may have a positive or adverse effect on the price or income of such securities or financial instruments.

The recipient alone shall be fully responsible, and/or liable for any decision taken on the basis of this material/document/Report. Destimoney does not in any way through this material solicit or offer for purchase or sale of any financial services, commodities, products dealt in this material/document/Report. Destimoney/its affiliates/associates/directors shall not be in any way responsible for any loss or damage of any nature, including but not limited to direct, indirect, punitive, special, exemplary, and consequential, as also any loss of profit that may arise to any person/entity from or in connection with the use of information contained in this material/document/Report. All recipients of this material/document/Report before dealing and/or transacting in any of the products advised, opined or referred to in this material shall make their own investigation, seek appropriate professional advice and make their own independent decision. Noting contained in this material/document/Report should be construed as investment or financial advice. Clients are advised to assess their risk profile/ appetite before acting on any information contained in this material/document/Report. Investors should also refer to risk tag and compare it with its own risk appetite before taking any investment decision.

Reports on technical and derivative analysis are based on studying charts of a stock's price movement, outstanding positions and trading volume as opposed to focussing on a company's fundamentals and as such, may not match with a report on a company's fundamentals. The opinions expressed in the Report are our current opinions as of the date of this report and may be subject to change from time to time without notice. Destimoney or any persons connected with it do not accept any liability arising from use of this material/document/Report.

Information/ opinion conveyed through this material/document/Report are strictly meant for the registered Clients of Destimoney group of Companies of the respective segments. This information is not intended for distribution to, or use by, any person or entity in any jurisdiction or country where such distribution or use would be contrary to law or regulation or which would subject Destimoney or its affiliates to any registration requirement within such jurisdiction or country. This information does not constitute an offer to sell or a solicitation of an offer to buy any financial products to any person in any jurisdiction where it is unlawful to make such an offer or solicitation. No part of this material may be duplicated in whole or in part in any form and / or redistributed without the prior written consent of Destimoney. This material/document/Report is being supplied to you solely for your information, and its contents, information or data may not be reproduced, redistributed or passed on directly or indirectly.

A graph of daily closing prices of securities available at <http://www.nseindia.com/ChartApp/install/charts/mainpage.jsp>, [www.bseindia.com](http://www.bseindia.com) and <http://economictimes.indiatimes.com/markets/stocks/stock-quotes>. (Choose a company from the list on the browser and select the "three years" period in the price chart).

Recipients of the Report shall always independently verify reliability and suitability of the Report and opinions before investing.

For Company details, please visit our website [www.destimoney.com](http://www.destimoney.com)

For research related query, write to us at [research@destimoney.com](mailto:research@destimoney.com)