

29 March 2017

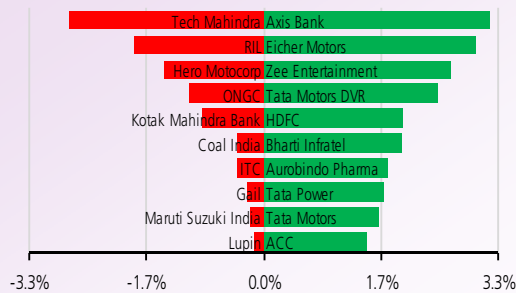
NIFTY TO TRADE BETWEEN 9020-9175

On daily charts, Nifty is stuck within a narrow range between 9020/9150 levels since the last 7 sessions. A decisive breach of either level would indicate next short term direction. Intraday Supports are at 9070/9020 levels & Resistance at 9145/9175 levels.

TRADERS COMMENT

Tracking the positive cues from Asian counterparts, Indian equity markets opened and green and erased the previous day's loss supported by the banking sector on account of brighter hopes of NPA resolution. Sensex was up 172.37 points or 0.59% at 29409.52 and Nifty was up 55.60 points or 0.61% at 9100.80.

NIFTY MOVERS & SHAKERS



TOP 5 SECTOR MOVERS

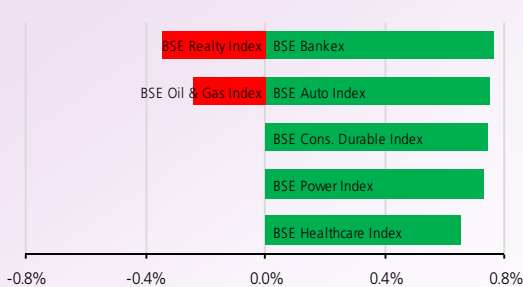


Chart of the Day Exide Ltd Buy above Rs218

Exide is in strong uptrend above its 20 dma support. We recommend a buy only above Rs218 with the stop loss of Rs214 for the target of Rs224.50.

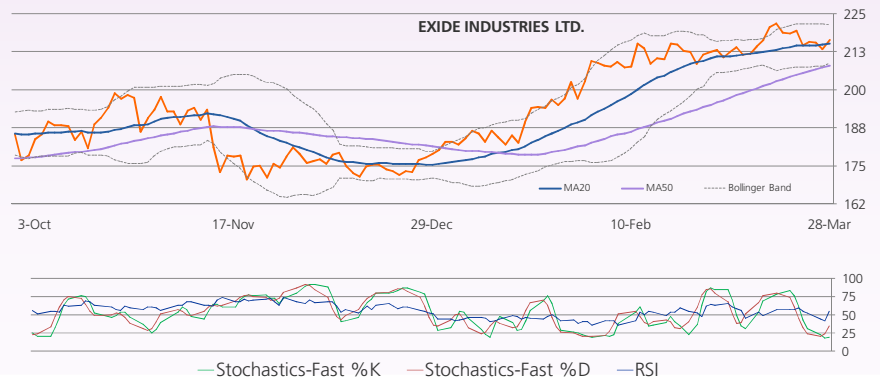


Chart of the Day

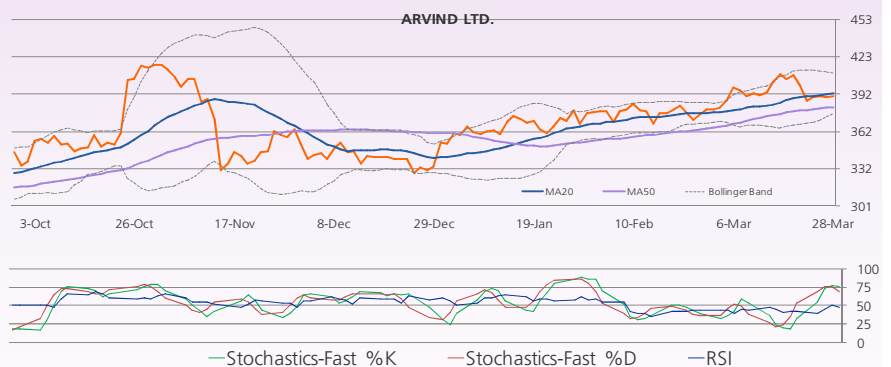
Buy: Exide Ltd CMP: 216.55

Technical Call of the Day

Buy: Arvind Ltd CMP: 390.55

Technical call of the Day Arvind Ltd Buy above Rs393.50

We recommend a Buy in Arvind only above Rs393.50 with the stop loss of Rs389 for the target of Rs405.



We are also available on:



E-mail : research@destimoney.com
www.destimoney.com

STOCKS TRADING IN POSITIVE ZONE:TATAGLOBAL,EICHERMOTOR
 STOCKS TRADING IN NEGATIVE ZONE:ONGC,TECHM

Corporate Snapshot

- **Bharti Airtel Ltd** sold a 10.3% stake in its tower unit to a consortium of investors to raise Rs6,193.9 crore, funds that India's largest telecom operator plans to use to pare debt and counter intensifying competition. The buying consortium includes private equity firm KKR & Co. Lp and Canada Pension Plan Investment Board. The deal was struck at Rs325 a share.

CMP:	340.8
P/E(ttm):	20.1
Impact	Neutral
- **ITC:** The Competition Commission has approved the proposed acquisition of Johnson & Johnson's two brands, 'Savlon' and 'Shower to Shower', by FMCG major ITC. According to the notice submitted to CCI, ITC would acquire Savlon and shower to shower from Johnson & Johnson Private Ltd and Johnson & Johnson PTE respectively with certain attendant inventories, know-how, molds and promotional materials.

CMP:	280.5
P/E(ttm):	34.0
Impact	Neutral
- **SBI:** State Bank of India which would start merger process of five associates and Bharatiya Mahila Bank (BMB) from April 1, expects integration to be completed in three months. The lender also said it will increase its stake in SBI Card to 74 per cent by June end.

CMP:	282.1
P/E(ttm):	25.2
Impact	Neutral
- **Idea Cellular:** Telecom operator has launched its 4G services in Jammu and plans to expand the high-speed services to 20 towns in the Jammu & Kashmir circle by June.

CMP:	88.5
P/E(ttm):	389.5
Impact	Neutral
- **Coffee Day Enterprises:** The company said that step-down subsidiary of the company 'Way2Wealth Brokers Private Limited' has transferred entire 100 per cent shares in its subsidiary namely Way2Wealth Illuminati Pte. to Alphagrep Securities, a fellow subsidiary with effect from 28 March 2017.

CMP:	234.1
P/E(ttm):	1.3
Impact	Neutral

ttm = trailing twelve months

Economic Snapshot

- The operating losses of Air India have been steadily coming down over the past few years and the same have converted into operating profits, Civil Aviation Minister has reported. As per provisional figures for 2016-17, the airline is projected to see an operating profit of Rs 300 crore and net loss after tax of Rs 3,643 crore. Last fiscal, Air India had an operating profit of Rs 105 crore and a net loss after tax of Rs 3,836.77 crore. The government's Turnaround Plan (TAP) or Financial Restructuring Plan (FRP) provides for equity infusion worth Rs 30,231 crore in the airline up to 2021 subject to achieving certain milestones.
- The government will borrow Rs 3.72 lakh crore from the market in the first six months of the next fiscal beginning April. The borrowing represents 64% of the full-year borrowing target. The April-September borrowing is slightly more than previous year because the finance ministry and the Reserve Bank of India expect spending to pick up pace early. The government has budgeted a gross market borrowing of Rs 5.8 lakh crore and net borrowing at Rs 4.25 lakh crore for FY18. The fiscal deficit is pegged at 3.2% of GDP for the year.

DERIVATIVES

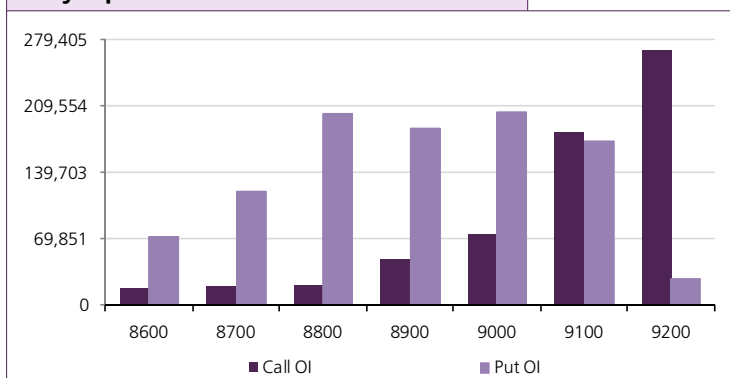
Open Interest Gainers

Stock	Open Interest (contracts)	OI Change (%)	Price (Rs.)	Price change (%)
GODREJCP	152,400	852.5%	1701.20	0.7%
MOTHERSUMI	6,097,500	671.8%	372.75	1.2%
UBL	597,100	308.1%	782.30	1.0%
PAGEIND	8,550	256.3%	15041.10	2.0%
KSCL	1,387,500	235.1%	542.35	-1.0%

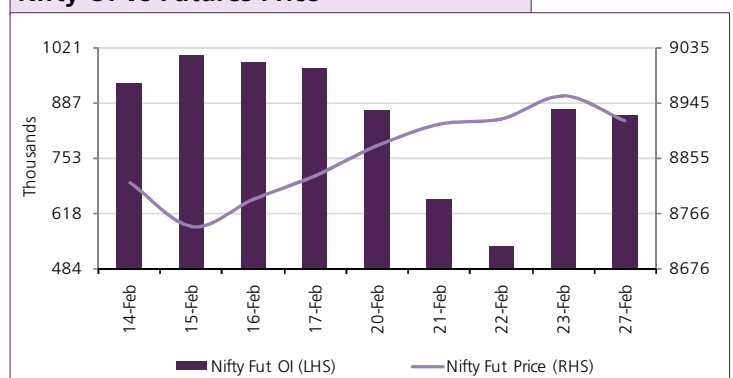
Open Interest Losers

Stock	Open Interest (contracts)	OI Change (%)	Price (Rs.)	Price change (%)
BHARTIARTL	19,774,400	-42.4%	340.95	0.5%
ADANIPOWER	69,360,000	-40.0%	40.05	2.0%
ICIL	3,692,500	-38.4%	198.80	0.2%
GLENMARK	1,862,700	-37.2%	879.15	0.2%
GRANULES	7,310,000	-34.8%	140.45	0.4%

Nifty Option OI Distribution



Nifty OI Vs Futures Price



Top 5 Traded Stock Futures

Stock	Expiry Date	No of contracts traded	Contract value (Rs. Lacs)	LTP
HDFCBANK	30-Mar-17	24,666	175,236	1421
HDFCBANK	27-Apr-17	23,765	168,709	1422
SBIN	30-Mar-17	18,748	158,263	283
AXISBANK	30-Mar-17	24,405	146,210	504
BHARATFIN	30-Mar-17	16,533	139,124	836

Top 5 Traded Stock Options

Stock	Expiry Date	Option Type	Strike price	No of contracts traded	Contract value (Rs. Lacs)	LTP
SBIN	30-Mar-17	CE	290	6,022	52,513	0.55
AXISBANK	30-Mar-17	CE	500	8,120	49,398	10.10
RELIANCE	30-Mar-17	CE	1,260	6,956	44,127	6.00
AXISBANK	30-Mar-17	CE	510	7,100	43,819	6.35
VEDL	30-Mar-17	CE	270	4,299	40,905	1.55

Top 5 Contract Future Volumes

Stock	Expiry Date	No of Contracts traded	Current Cash Volume	Cash Delivery %
HDFCBANK	30-Mar-17	24,666	2,015,350	81.2%
AXISBANK	30-Mar-17	24,405	11,194,711	40.5%
INFY	30-Mar-17	20,690	2,398,398	80.5%
SBIN	30-Mar-17	18,748	18,673,371	56.7%
RELIANCE	30-Mar-17	17,722	4,961,934	61.1%

Bottom 5 Contract Future Volumes

Stock	Expiry Date	No of Contracts traded	Current Cash Volume	Cash Delivery %
NIITTECH	30-Mar-17	207	142,751	50.1%
NHPC	30-Mar-17	300	4,290,066	44.9%
OFSS	30-Mar-17	338	23,306	46.3%
PAGEIND	30-Mar-17	348	7,560	26.4%
OIL	30-Mar-17	358	656,379	58.4%

NOTE: OI Gainers are for 27-Apr-2017 expiry; while OI Losers are for 30-Mar-2017 expiry.

SUPPORT / RESISTANCE LEVEL

Company Name	Closing Price	S3	S2	S1	Pivot	R1	R2	R3
ACC	1417.20	1369.90	1385.67	1401.43	1412.57	1428.33	1455.23	1482.13
Adani Ports	320.85	316.00	317.62	319.23	321.12	322.73	326.23	329.73
Ambuja Cements	228.35	224.45	225.75	227.05	228.65	229.95	232.85	235.75
Asian Paints	1057.85	1028.05	1037.98	1047.92	1054.93	1064.87	1081.82	1098.77
Aurobindo Pharma	682.00	682.00	682.00	682.00	682.00	682.00	682.00	682.00
Axis Bank	502.80	475.10	484.33	493.57	499.28	508.52	523.47	538.42
Bajaj Auto	2824.85	2781.40	2795.88	2810.37	2824.53	2839.02	2867.67	2896.32
Bank Of Baroda	173.90	168.70	170.43	172.17	173.23	174.97	177.77	180.57
Bharti Airtel	340.75	333.70	336.05	338.40	340.95	343.30	348.20	353.10
Bharti Infratel	318.65	303.50	308.55	313.60	318.75	323.80	334.00	344.20
BHEL	168.55	165.40	166.45	167.50	168.70	169.75	172.00	174.25
Bosch	22986.30	22694.90	22792.03	22889.17	22957.08	23054.22	23219.27	23384.32
BPCL	645.95	631.60	636.38	641.17	644.78	649.57	657.97	666.37
Cipla	594.15	586.90	589.32	591.73	593.87	596.28	600.83	605.38
Coal India	290.35	286.80	287.98	289.17	290.78	291.97	294.77	297.57
Dr. Reddy'S Lab	2637.75	2603.45	2614.88	2626.32	2637.68	2649.12	2671.92	2694.72
Eicher Motors	24897.75	23380.00	23885.92	24391.83	24770.92	25276.83	26161.83	27046.83
Gail	374.80	365.75	368.77	371.78	374.62	377.63	383.48	389.33
Grasim	1065.70	1032.00	1043.23	1054.47	1061.73	1072.97	1091.47	1109.97
HCL Technologies	859.90	833.55	842.33	851.12	860.93	869.72	888.32	906.92
HDFC	1504.10	1446.20	1465.50	1484.80	1496.40	1515.70	1546.60	1577.50
HDFC Bank	1420.20	1401.50	1407.73	1413.97	1419.33	1425.57	1437.17	1448.77
Hero Motocorp	3326.90	3264.05	3285.00	3305.95	3332.95	3353.90	3401.85	3449.80
Hindalco	189.60	186.30	187.40	188.50	189.85	190.95	193.40	195.85
HUL	903.10	890.00	894.37	898.73	901.87	906.23	913.73	921.23
ICICI Bank	277.00	272.65	274.10	275.55	276.55	278.00	280.45	282.90
Idea	88.50	85.30	86.37	87.43	88.72	89.78	92.13	94.48
Indusind Bank	1404.25	1383.15	1390.18	1397.22	1408.03	1415.07	1432.92	1450.77
Infosys	1035.15	1021.10	1025.78	1030.47	1034.73	1039.42	1048.37	1057.32
ITC	280.50	277.90	278.77	279.63	280.92	281.78	283.93	286.08
Kotak Mahindra Bank	859.45	832.05	841.18	850.32	865.13	874.27	898.22	922.17
L&T	1544.25	1524.40	1531.02	1537.63	1547.72	1554.33	1571.03	1587.73
Lupin	1455.70	1429.20	1438.03	1446.87	1460.38	1469.22	1491.57	1513.92
M&M	1277.00	1256.35	1263.23	1270.12	1276.88	1283.77	1297.42	1311.07
Maruti Suzuki India	5974.25	5876.10	5908.82	5941.53	5995.27	6027.98	6114.43	6200.88
NTPC	164.90	162.45	163.27	164.08	164.72	165.53	166.98	168.43
ONGC	186.90	182.60	184.03	185.47	187.73	189.17	192.87	196.57
Power Grid	196.70	192.30	193.77	195.23	196.12	197.58	199.93	202.28
RIL	1245.75	1220.20	1228.72	1237.23	1250.62	1259.13	1281.03	1302.93
SBI	282.10	274.10	276.77	279.43	281.17	283.83	288.23	292.63
Sun Pharma	698.60	684.85	689.43	694.02	698.28	702.87	711.72	720.57
Tata Motors	472.40	462.00	465.47	468.93	470.97	474.43	479.93	485.43
Tata Motors DVR	285.65	271.30	276.08	280.87	284.03	288.82	296.77	304.72
Tata Power	88.80	84.10	85.67	87.23	88.22	89.78	92.33	94.88
Tata Steel	480.20	471.35	474.30	477.25	479.95	482.90	488.55	494.20
TCS	2429.95	2376.60	2394.38	2412.17	2427.78	2445.57	2478.97	2512.37
Tech Mahindra	455.70	437.60	443.63	449.67	460.68	466.72	483.77	500.82
Ultratech	3987.30	3933.90	3951.70	3969.50	3981.75	3999.55	4029.60	4059.65
Wipro	507.55	494.40	498.78	503.17	507.08	511.47	519.77	528.07
Yes Bank	1534.85	1512.50	1519.95	1527.40	1533.45	1540.90	1554.40	1567.90
Zee Entertainment	530.35	499.20	509.58	519.97	525.93	536.32	552.67	569.02

Disclaimer

Destimoney Securities Private Limited (hereinafter referred to as "Destimoney") is a registered Member of National Stock Exchange of India Limited, Bombay Stock Exchange Limited and MCX Stock Exchange Limited. Destimoney is also registered as a Depository Participant with CDSL. Destimoney is in the process of making an application with SEBI for registering it as a Research Entity in terms of SEBI (Research Analyst) Regulations, 2014. Destimoney or its associates has not been debarred/ suspended by SEBI or any other regulatory authority for accessing /dealing in securities Market and no material disciplinary action has been taken by SEBI/other regulatory authorities impacting Destimoney's Equity Research Analysis. Destimoney or its associates/analyst including its relatives do not hold any actual/beneficial ownership of more than 1% in the company/ies covered by Analyst (hereinafter referred to as "Subject Company/ies"). Destimoney or its associates/analyst including its relatives may hold financial interest in the company/ies covered by Analyst (hereinafter referred to as "Subject Company/ies"). Destimoney or its associates/analysts or his/her relative does not receive any compensation or other benefits from the subject company/ies mentioned in this research report (hereinafter referred to as "Report") or from a third party in connection with preparation of the report. Accordingly, Destimoney or its associates/analyst or his/her relative does not have any other material conflict of interest at the time of publication of the Report.

Research analyst/s engaged in preparation of the Report, has not received any compensation / managed or co-managed public offering of securities of the subject company/ies / has not received compensation for investment banking or merchant banking or brokerage services from the subject company/ies / has not received compensation for products or services other than investment banking or merchant banking or brokerage services from the subject company/ies / has not received compensation or other benefits from the subject company/ies or third party in connection with the Report of the subject company/ies during the past twelve months / has not served as an officer, director or employee of subject Company/ies and is not engaged in market making activity of the subject Company/ies.

Destimoney or its associates are engaged in various financial services business, thus, it might have, received any compensation / managed or co-managed public offering of securities of the subject company/ies / received compensation for investment banking or merchant banking or brokerage services from the subject company/ies / received compensation for products or services other than investment banking or merchant banking or brokerage services from the subject company/ies / received compensation or other benefits from the subject company/ies or third party in connection with the Report of subject company/ies during the past twelve months engaged in market making activity for the subject company/ies.

In the preparation of the material contained in the Report, Destimoney has used information that is publicly available, as also data developed in-house. Some of the material used in the document may have been obtained from members/persons other than Destimoney and which may have been made available to Destimoney. Information gathered & material used in the Report is believed to be from reliable sources. Destimoney has not independently verified all the information and opinions given in this material/document/Report. Accordingly, no representation or warranty, express or implied, is made as to the accuracy, authenticity, completeness or fairness of the information and opinions contained in this material/document/Report. For data reference to any third party in this material no such party will assume any liability for the same.

Destimoney group companies provides finance related product services like distribution of financial products and as such is a provider of many services like loans, mutual funds, tax & trust planning etc. mentioned in this brochure. And hence, Destimoney do not warranty / guarantee about performance of any products and customer servicing w.r.t third party products per se.

Third party products are subject to code of conduct to be adhered to by the representatives of Destimoney and Destimoney is not responsible for the losses, whether actual or notional incurred by any investor. Services assured and expected may vary from actual service and Destimoney does not guarantee about the quality of services. Investments in securities and commodities are subject to market and other risks and there is no assurance or guarantee that the objectives of any of the Investments/Schemes/product would be achieved. Past performances are only indicative and returns are not assured and guaranteed by Destimoney group companies. The price, value of and income from any of the securities or financial instruments mentioned in this report can fall as well as rise. The value of securities and financial instruments is subject to exchange rate fluctuation that may have a positive or adverse effect on the price or income of such securities or financial instruments.

The recipient alone shall be fully responsible, and/or liable for any decision taken on the basis of this material/document/Report. Destimoney does not in any way through this material solicit or offer for purchase or sale of any financial services, commodities, products dealt in this material/document/Report. Destimoney/its affiliates/associates/directors shall not be in any way responsible for any loss or damage of any nature, including but not limited to direct, indirect, punitive, special, exemplary, and consequential, as also any loss of profit that may arise to any person/entity from or in connection with the use of information contained in this material/document/Report. All recipients of this material/document/Report before dealing and/or transacting in any of the products advised, opined or referred to in this material shall make their own investigation, seek appropriate professional advice and make their own independent decision. Noting contained in this material/document/Report should be construed as investment or financial advice. Clients are advised to assess their risk profile/ appetite before acting on any information contained in this material/document/Report. Investors should also refer to risk tag and compare it with its own risk appetite before taking any investment decision.

Reports on technical and derivative analysis are based on studying charts of a stock's price movement, outstanding positions and trading volume as opposed to focussing on a company's fundamentals and as such, may not match with a report on a company's fundamentals. The opinions expressed in the Report are our current opinions as of the date of this report and may be subject to change from time to time without notice. Destimoney or any persons connected with it do not accept any liability arising from use of this material/document/Report.

Information/ opinion conveyed through this material/document/Report are strictly meant for the registered Clients of Destimoney group of Companies of the respective segments. This information is not intended for distribution to, or use by, any person or entity in any jurisdiction or country where such distribution or use would be contrary to law or regulation or which would subject Destimoney or its affiliates to any registration requirement within such jurisdiction or country. This information does not constitute an offer to sell or a solicitation of an offer to buy any financial products to any person in any jurisdiction where it is unlawful to make such an offer or solicitation. No part of this material may be duplicated in whole or in part in any form and / or redistributed without the prior written consent of Destimoney. This material/document/Report is being supplied to you solely for your information, and its contents, information or data may not be reproduced, redistributed or passed on directly or indirectly.

A graph of daily closing prices of securities available at <http://www.nseindia.com/ChartApp/install/charts/mainpage.jsp>, www.bseindia.com and <http://economictimes.indiatimes.com/markets/stocks/stock-quotes>. (Choose a company from the list on the browser and select the "three years" period in the price chart).

Recipients of the Report shall always independently verify reliability and suitability of the Report and opinions before investing.

For Company details, please visit our website www.destimoney.com

For research related query, write to us at research@destimoney.com