

30 September 2016

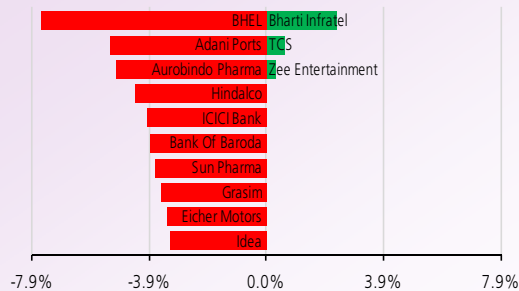
NIFTY TO TRADE BETWEEN 8690-8810

Nifty spot Index breached key support level of 8690 on closing basis, indicating further weakness. Intraday Supports are at 8560/8520 levels & Resistance at 8670/8690 levels.

TRADERS COMMENT

Indian shares posted their biggest declines since the Brexit vote in June, after India said it had conducted "surgical strikes" on suspected militants preparing to infiltrate from Pakistan-ruled Kashmir. Sensex was down 465.28 points or 1.64% at 27827.53, while NIFTY was down 153.90 points or 1.76% at 8591.25.

NIFTY MOVERS & SHAKERS



TOP 5 SECTOR MOVERS

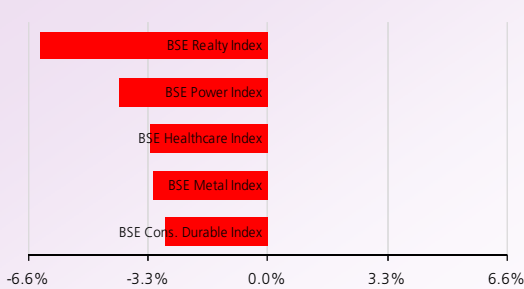
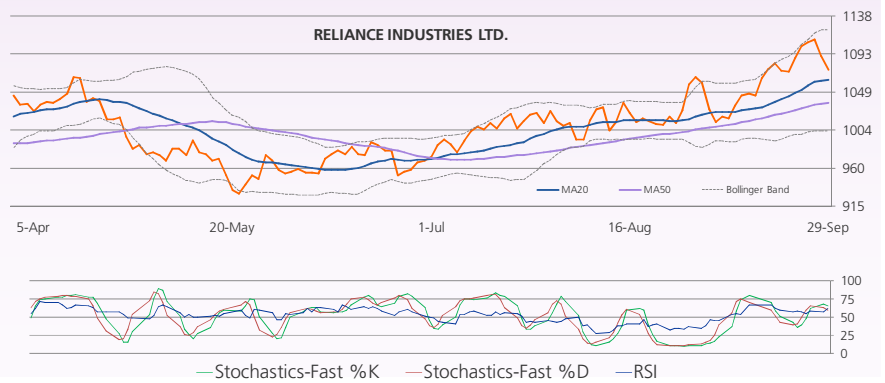


Chart of the Day Reliance Industries Ltd Buy above 1075

Reliance Ltd is trading above important support of 1065 level. We recommend a buy above Rs 1075 with the stop loss of Rs 1055 for the target of Rs 1110.



Technical call of the Day Tata Global beverages Ltd Buy above Rs 137

We recommend a Buy in Tata Global above Rs 137 with the stop loss of Rs 134 for the target of Rs 144.

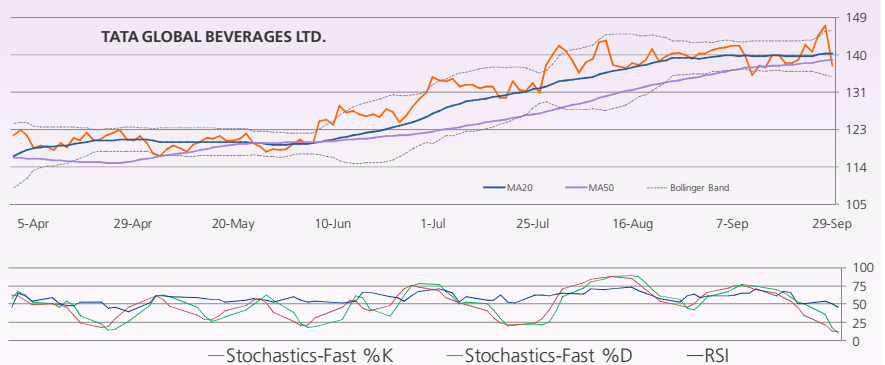


Chart of the Day
Buy: Reliance Industries Ltd CMP:1072.4

Technical Call of the Day
Buy: Tata Global beverage CMP:137

We are also available on:



E-mail : research@destimoney.com
www.destimoney.com

STOCKS TRADING IN POSITIVE ZONE: ZEEL, ASIAN PAINT
STOCKS TRADING IN NEGATIVE ZONE: JET AIRWAYS, GRANULES

<ul style="list-style-type: none"> Alkem Laboratories has received inspection report with thirteen observations from the US health regulator after the inspection of its manufacturing facility at Daman. An FDA Form 483 is issued to firm management at the conclusion of an inspection which is issued when an investigator(s) has observed any conditions that in their judgement may constitute violations of the Food Drug and Cosmetic Act and related Acts 	CMP: 1812.5 P/E(ttm): 33.9 Impact Neutral
<ul style="list-style-type: none"> Jaiprakash Associates (JAL) has received the approval of the shareholders to allow conversion of its debt into equity, with 88% of votes favouring the conversion. JAL owes more than Rs 30,000 crores to a consortium of lenders led by ICICI Bank 	CMP: 10.2 P/E(ttm): NA Impact Neutral
<ul style="list-style-type: none"> Seamec enters into an agreement with HAL Offshore Ltd to deploy vessel Seamec II for a period of three years and with a value of \$30 million. 	CMP: 79.0 P/E(ttm): NA Impact Neutral
<ul style="list-style-type: none"> IndiGo, the budget airline run by InterGlobe Aviation Ltd, has started inducting updated Airbus A320neo planes into its fleet. The airline will be updating some of the initially inducted A320neo planes locally while new planes start flying in over the coming weeks and months 	CMP: 903.7 P/E(ttm): 16.8 Impact Neutral
<ul style="list-style-type: none"> Larsen and Toubro (L&T) has bagged orders worth Rs 2,046 crores across various business segments. Power transmission and distribution business has received order worth Rs 826 crores while its heavy civil infrastructure business vertical has secured order worth Rs 675 crores. Its building and factories business also won a residential project worth Rs 434 crores and its transport infrastructure Rs 111-crores business orders 	CMP: 1437.6 P/E(ttm): 26.0 Impact Neutral

ttm = trailing twelve months

Economic Snapshot

- Indian companies have raised Rs 17,283 crores through initial public offerings in the first half of the current fiscal, making it the highest fund mobilisation in nine years. At present, 16 companies planning to raise Rs 5,745 crores already have Sebi's approval and another five firms intending to mop up Rs 6,810 crores are awaiting clearance from the regulator. This was the highest fund raising since first half of 2007-08, when companies had raked in Rs 21,244 crores through IPOs
- Unemployment rate in India has shot up to a five-year high of 5 per cent in 2015-16, with the figure significantly higher at 8.7 per cent for women as compared to 4.3 per cent for men. According to the fifth annual employment-unemployment survey at all-India level, about 77 per cent of the households were reported to be having no regular wage/salaried person.
- The Inland Waterways Authority of India (IWAI) has signed three separate memorandum of understanding (MoUs) with Dredging Corporation of India (DCI), Mormugao Port Trust (MPT) and Paradip Port Trust (PPT). As per the MoU between IWAI and MPT, there will be development of National Waterways like Mandovi, Zuari, Chapora, Mapusa and Sal rivers and Cumbharjua canal. The MoU between IWAI and PPT will result in collaboration between IWAI and PPT to develop a viable navigation system on NW-5 in Odisha for Phase-1

DERIVATIVES

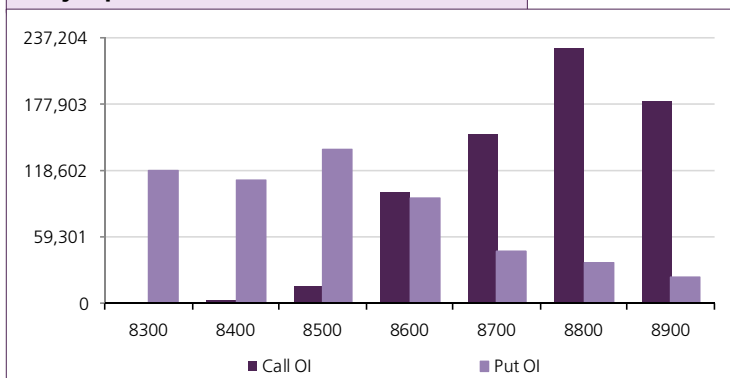
Open Interest Gainers

Stock	Open Interest (contracts)	OI Change (%)	Price (Rs.)	Price change (%)
KSCL	2,694,000	106.0%	355.20	-3.5%
CEATLTD	1,054,200	99.7%	1231.25	-0.8%
KPIT	6,400,000	94.2%	124.75	-8.3%
AMARAJABAT	388,800	93.4%	992.85	-3.9%
TATAELXSI	1,444,200	88.4%	1392.60	-7.6%

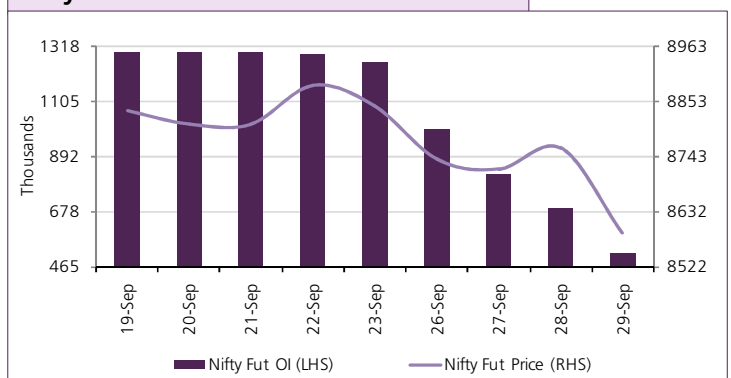
Open Interest Losers

Stock	Open Interest (contracts)	OI Change (%)	Price (Rs.)	Price change (%)
JINDALSTEL	4,005,000	-81.7%	74.20	-9.4%
KTKBANK	1,632,000	-79.0%	143.65	-6.6%
CADILAHC	230,400	-77.4%	386.30	-3.3%
ADANIPOWER	11,720,000	-77.0%	25.05	-8.7%
BHARATFIN	836,000	-75.9%	832.75	-3.8%

Nifty Option OI Distribution



Nifty OI Vs Futures Price



Top 5 Traded Stock Futures

Stock	Expiry Date	No of contracts traded	Contract value (Rs. Lacs)	LTP
YESBANK	29-Sep-16	28,036	249,115	1231
ICICIBANK	27-Oct-16	30,996	198,147	252
AXISBANK	29-Sep-16	30,482	197,627	539
AXISBANK	27-Oct-16	29,666	193,433	541
ICICIBANK	29-Sep-16	29,883	190,407	250

Top 5 Traded Stock Options

Stock	Expiry Date	Option Type	Strike price	No of contracts traded	Contract value (Rs. Lacs)	LTP
YESBANK	29-Sep-16	CE	1,300	12,797	116,754	0.00
YESBANK	29-Sep-16	CE	1,280	7,344	66,154	0.00
YESBANK	29-Sep-16	PE	1,280	6,782	61,118	0.00
SBIN	29-Sep-16	CE	260	7,102	55,448	0.00
PNB	29-Sep-16	CE	150	4,939	52,080	0.00

Top 5 Contract Future Volumes

Stock	Expiry Date	No of Contracts traded	Current Cash Volume	Cash Delivery %
AXISBANK	29-Sep-16	30,482	16,581,655	44.4%
ICICIBANK	29-Sep-16	29,883	43,764,238	48.8%
YESBANK	29-Sep-16	28,036	8,602,463	33.4%
RELIANCE	29-Sep-16	25,419	4,859,746	51.8%
SUNPHARMA	29-Sep-16	22,329	5,321,213	57.2%

Bottom 5 Contract Future Volumes

Stock	Expiry Date	No of Contracts traded	Current Cash Volume	Cash Delivery %
OIL	29-Sep-16	562	518,301	59.6%
ICIL	29-Sep-16	726	206,658	42.1%
GODREJCP	29-Sep-16	737	210,323	57.0%
CUMMINSIND	29-Sep-16	771	581,583	85.1%
NITTECH	29-Sep-16	849	308,220	41.1%

NOTE: OI Gainers are for 27-Oct-2016 expiry; while OI Losers are for 29-Sep-2016 expiry.

SUPPORT / RESISTANCE LEVEL

Company Name	Closing Price	S3	S2	S1	Pivot	R1	R2	R3
ACC	1588.40	1527.30	1547.67	1568.03	1597.72	1618.08	1668.13	1718.18
Adani Ports	256.80	235.20	242.40	249.60	261.65	268.85	288.10	307.35
Ambuja Cements	254.50	243.70	247.30	250.90	256.95	260.55	270.20	279.85
Asian Paints	1167.35	1116.65	1133.55	1150.45	1176.90	1193.80	1237.15	1280.50
Aurobindo Pharma	825.25	692.20	736.55	780.90	828.70	873.05	965.20	1057.35
Axis Bank	539.30	492.05	507.80	523.55	539.20	554.95	586.35	617.75
Bajaj Auto	2846.40	2716.45	2759.77	2803.08	2878.52	2921.83	3040.58	3159.33
Bank Of Baroda	161.90	148.20	152.77	157.33	164.12	168.68	180.03	191.38
Bharti Airtel	315.70	304.50	308.23	311.97	317.83	321.57	331.17	340.77
Bharti Infratel	371.35	344.20	353.25	362.30	369.05	378.10	393.90	409.70
BHEL	133.00	113.90	120.27	126.63	135.97	142.33	158.03	173.73
Bosch	22634.20	21329.00	21764.07	22199.13	22894.57	23329.63	24460.13	25590.63
BPCL	610.15	577.95	588.68	599.42	611.13	621.87	644.32	666.77
Cipla	602.85	560.50	574.62	588.73	599.87	613.98	639.23	664.48
Coal India	327.65	312.65	317.65	322.65	327.55	332.55	342.45	352.35
Dr. Reddy'S Lab	3135.40	3012.50	3053.47	3094.43	3152.12	3193.08	3291.73	3390.38
Eicher Motors	24918.35	22261.70	23147.25	24032.80	25337.05	26222.60	28412.40	30602.20
Gail	363.45	331.50	342.15	352.80	368.40	379.05	405.30	431.55
Grasim	4707.60	4398.60	4501.60	4604.60	4767.80	4870.80	5137.00	5403.20
HCL Technologies	791.05	758.00	769.02	780.03	792.32	803.33	826.63	849.93
HDFC	1401.40	1352.25	1368.63	1385.02	1408.98	1425.37	1465.72	1506.07
HDFC Bank	1277.50	1229.90	1245.77	1261.63	1283.82	1299.68	1337.73	1375.78
Hero Motocorp	3428.25	3315.10	3352.82	3390.53	3445.27	3482.98	3575.43	3667.88
Hindalco	150.00	137.75	141.83	145.92	151.88	155.97	166.02	176.07
HUL	878.30	854.20	862.23	870.27	881.53	889.57	908.87	928.17
ICICI Bank	250.35	223.10	232.18	241.27	252.38	261.47	281.67	301.87
Idea	79.80	73.90	75.87	77.83	80.47	82.43	87.03	91.63
Indusind Bank	1197.85	1148.50	1164.95	1181.40	1206.65	1223.10	1264.80	1306.50
Infosys	1029.20	1003.05	1011.77	1020.48	1032.72	1041.43	1062.38	1083.33
ITC	245.70	232.70	237.03	241.37	245.33	249.67	257.97	266.27
Kotak Mahindra Bank	772.60	739.05	750.23	761.42	780.43	791.62	821.82	852.02
L&T	1437.60	1371.90	1393.80	1415.70	1442.35	1464.25	1512.80	1561.35
Lupin	1468.30	1378.20	1408.23	1438.27	1485.03	1515.07	1591.87	1668.67
M&M	1364.40	1300.75	1321.97	1343.18	1379.57	1400.78	1458.38	1515.98
Maruti Suzuki India	5438.60	5213.00	5288.20	5363.40	5470.20	5545.40	5727.40	5909.40
NTPC	149.45	142.75	144.98	147.22	150.48	152.72	158.22	163.72
ONGC	250.15	238.50	242.38	246.27	252.13	256.02	265.77	275.52
Power Grid	173.40	161.30	165.33	169.37	175.73	179.77	190.17	200.57
RIL	1072.45	1024.05	1040.18	1056.32	1083.53	1099.67	1143.02	1186.37
SBI	247.25	230.25	235.92	241.58	249.17	254.83	268.08	281.33
Sun Pharma	735.85	694.00	707.95	721.90	745.95	759.90	797.90	835.90
Tata Motors	526.30	486.40	499.70	513.00	529.95	543.25	573.50	603.75
Tata Motors DVR	335.10	311.10	319.10	327.10	336.20	344.20	361.30	378.40
Tata Power	73.65	66.95	69.18	71.42	73.98	76.22	81.02	85.82
Tata Steel	368.80	346.15	353.70	361.25	372.55	380.10	398.95	417.80
TCS	2437.80	2382.70	2401.07	2419.43	2437.97	2456.33	2493.23	2530.13
Tech Mahindra	427.15	404.60	412.12	419.63	431.82	439.33	459.03	478.73
Ultratech	3861.30	3687.00	3745.10	3803.20	3901.75	3959.85	4116.50	4273.15
Wipro	472.20	456.05	461.43	466.82	475.38	480.77	494.72	508.67
Yes Bank	1230.80	1145.05	1173.63	1202.22	1253.58	1282.17	1362.12	1442.07
Zee Entertainment	549.70	504.85	519.80	534.75	546.75	561.70	588.65	615.60

Disclaimer

Destimoney Securities Private Limited (hereinafter referred to as "Destimoney") is a registered Member of National Stock Exchange of India Limited, Bombay Stock Exchange Limited and MCX Stock Exchange Limited. Destimoney is also registered as a Depository Participant with CDSL. Destimoney is in the process of making an application with SEBI for registering it as a Research Entity in terms of SEBI (Research Analyst) Regulations, 2014. Destimoney or its associates has not been debarred/ suspended by SEBI or any other regulatory authority for accessing /dealing in securities Market and no material disciplinary action has been taken by SEBI/other regulatory authorities impacting Destimoney's Equity Research Analysis. Destimoney or its associates/analyst including its relatives do not hold any actual/beneficial ownership of more than 1% in the company/ies covered by Analyst (hereinafter referred to as "Subject Company/ies"). Destimoney or its associates/analyst including its relatives may hold financial interest in the company/ies covered by Analyst (hereinafter referred to as "Subject Company/ies"). Destimoney or its associates/analysts or his/her relative does not receive any compensation or other benefits from the subject company/ies mentioned in this research report (hereinafter referred to as "Report") or from a third party in connection with preparation of the report. Accordingly, Destimoney or its associates/analyst or his/her relative does not have any other material conflict of interest at the time of publication of the Report.

Research analyst/s engaged in preparation of the Report, has not received any compensation / managed or co-managed public offering of securities of the subject company/ies / has not received compensation for investment banking or merchant banking or brokerage services from the subject company/ies / has not received compensation for products or services other than investment banking or merchant banking or brokerage services from the subject company/ies / has not received compensation or other benefits from the subject company/ies or third party in connection with the Report of the subject company/ies during the past twelve months / has not served as an officer, director or employee of subject Company/ies and is not engaged in market making activity of the subject Company/ies.

Destimoney or its associates are engaged in various financial services business, thus, it might have, received any compensation / managed or co-managed public offering of securities of the subject company/ies / received compensation for investment banking or merchant banking or brokerage services from the subject company/ies / received compensation for products or services other than investment banking or merchant banking or brokerage services from the subject company/ies / received compensation or other benefits from the subject company/ies or third party in connection with the Report of subject company/ies during the past twelve months engaged in market making activity for the subject company/ies.

In the preparation of the material contained in the Report, Destimoney has used information that is publicly available, as also data developed in-house. Some of the material used in the document may have been obtained from members/persons other than Destimoney and which may have been made available to Destimoney. Information gathered & material used in the Report is believed to be from reliable sources. Destimoney has not independently verified all the information and opinions given in this material/document/Report. Accordingly, no representation or warranty, express or implied, is made as to the accuracy, authenticity, completeness or fairness of the information and opinions contained in this material/document/Report. For data reference to any third party in this material no such party will assume any liability for the same.

Destimoney group companies provides finance related product services like distribution of financial products and as such is a provider of many services like loans, mutual funds, tax & trust planning etc. mentioned in this brochure. And hence, Destimoney do not warranty / guarantee about performance of any products and customer servicing w.r.t third party products per se.

Third party products are subject to code of conduct to be adhered to by the representatives of Destimoney and Destimoney is not responsible for the losses, whether actual or notional incurred by any investor. Services assured and expected may vary from actual service and Destimoney does not guarantee about the quality of services. Investments in securities and commodities are subject to market and other risks and there is no assurance or guarantee that the objectives of any of the Investments/Schemes/product would be achieved. Past performances are only indicative and returns are not assured and guaranteed by Destimoney group companies. The price, value of and income from any of the securities or financial instruments mentioned in this report can fall as well as rise. The value of securities and financial instruments is subject to exchange rate fluctuation that may have a positive or adverse effect on the price or income of such securities or financial instruments.

The recipient alone shall be fully responsible, and/or liable for any decision taken on the basis of this material/document/Report. Destimoney does not in any way through this material solicit or offer for purchase or sale of any financial services, commodities, products dealt in this material/document/Report. Destimoney/its affiliates/associates/directors shall not be in any way responsible for any loss or damage of any nature, including but not limited to direct, indirect, punitive, special, exemplary, and consequential, as also any loss of profit that may arise to any person/entity from or in connection with the use of information contained in this material/document/Report. All recipients of this material/document/Report before dealing and/or transacting in any of the products advised, opined or referred to in this material shall make their own investigation, seek appropriate professional advice and make their own independent decision. Noting contained in this material/document/Report should be construed as investment or financial advice. Clients are advised to assess their risk profile/ appetite before acting on any information contained in this material/document/Report. Investors should also refer to risk tag and compare it with its own risk appetite before taking any investment decision.

Reports on technical and derivative analysis are based on studying charts of a stock's price movement, outstanding positions and trading volume as opposed to focussing on a company's fundamentals and as such, may not match with a report on a company's fundamentals. The opinions expressed in the Report are our current opinions as of the date of this report and may be subject to change from time to time without notice. Destimoney or any persons connected with it do not accept any liability arising from use of this material/document/Report.

Information/ opinion conveyed through this material/document/Report are strictly meant for the registered Clients of Destimoney group of Companies of the respective segments. This information is not intended for distribution to, or use by, any person or entity in any jurisdiction or country where such distribution or use would be contrary to law or regulation or which would subject Destimoney or its affiliates to any registration requirement within such jurisdiction or country. This information does not constitute an offer to sell or a solicitation of an offer to buy any financial products to any person in any jurisdiction where it is unlawful to make such an offer or solicitation. No part of this material may be duplicated in whole or in part in any form and / or redistributed without the prior written consent of Destimoney. This material/document/Report is being supplied to you solely for your information, and its contents, information or data may not be reproduced, redistributed or passed on directly or indirectly.

A graph of daily closing prices of securities available at <http://www.nseindia.com/ChartApp/install/charts/mainpage.jsp>, www.bseindia.com and <http://economictimes.indiatimes.com/markets/stocks/stock-quotes>. (Choose a company from the list on the browser and select the "three years" period in the price chart).

Recipients of the Report shall always independently verify reliability and suitability of the Report and opinions before investing.

For Company details, please visit our website www.destimoney.com

For research related query, write to us at research@destimoney.com