

6 January 2017

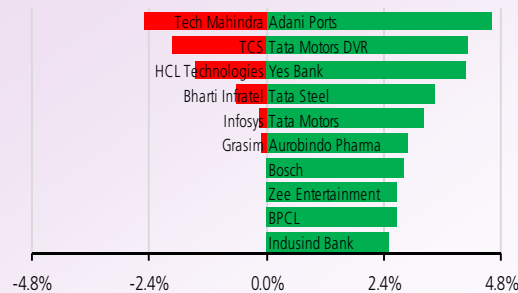
NIFTY TO TRADE BETWEEN 8180-8350

Nifty Index managed to breach its prior closing swing high of 8262 level, creating room for further upside till 8350 levels. Intraday Supports are at 8220/8180 levels & Resistance at 8320/8350 levels.

TRADERS COMMENT

Benchmark indices settled the day higher tracking global markets cues on upbeat economic data and rise in oil prices as investors were optimistic ahead of corporate earnings and Union Budget 2017. Sensex was up 245.11 points or 0.92% at 26878.24, while NIFTY was up 83.30 points or 1.02% at 8273.80.

NIFTY MOVERS & SHAKERS



TOP 5 SECTOR MOVERS

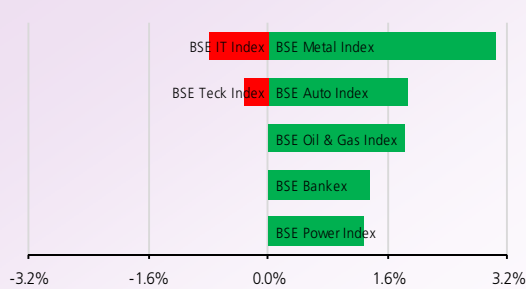
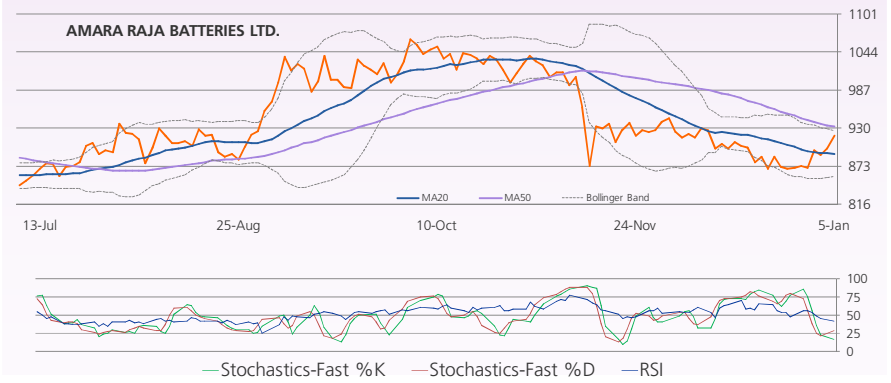


Chart of the Day Amaraja Bat Ltd Buy above Rs 925

Amaraja Bat is trading above its 20 dma support level with a rise in volume. We recommend a buy above Rs925 with the stop loss of Rs898 for the target of Rs965.



Technical call of the Day Cipla Ltd Buy above Rs 580

We recommend a buy in Cipla only above Rs580 with the stop loss of Rs568 for the target of Rs598.

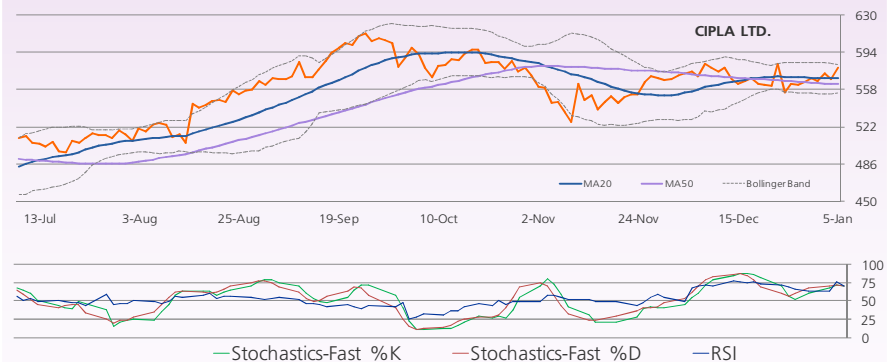


Chart of the Day
Buy: Amaraja Bat Ltd CMP:920.50

Technical Call of the Day
Buy: Cipla Ltd CMP:579.85

We are also available on:



E-mail : research@destimoney.com
www.destimoney.com

STOCKS TRADING IN POSITIVE ZONE: OILINDIA, BPCL
STOCKS TRADING IN NEGATIVE ZONE: HDFC, COLPAL

Corporate Snapshot

- **Jagran Prakashan**, the publisher of leading Hindi daily 'Dainik Jagran', today said its board has approved buy-back of 4.75 percent equity shares worth over Rs 300 crore of the company. The Board of Directors of the company unanimously approved a buy-back proposal for the purchase by the company of up to 1,55,00,000 fully paid up equity shares representing 4.74 percent "for an aggregate amount of Rs 302.25 crore.

CMP:	177.2
P/E(ttm):	20.7
Impact	Neutral
- State-run **Bank of Baroda** has reduced its marginal cost of funds based lending rate (MCLR) by up to 75 basis points across various tenors. The new rates would be effective from January 7 and will be applicable to all new and renewed borrowing accounts. The overnight MCLR has been reduced to 8.10 percent from 8.80 percent.

CMP:	151.0
P/E(ttm):	NA
Impact	Neutral
- As many as 10 international offshore drilling contractors including Transocean Inc have offered best-in-class deepsea drilling rigs to **Oil and Natural Gas Corp** (ONGC) for its KG-D5 gas field developments. ONGC had floated a tender to charter hire two deepwater drilling rigs and one anchor moored rig for bringing gas in Bay of Bengal block KG-DWN-98/2 or KG-D5, which sits next to Reliance Industries' flagging KG-D6 fields, to production.

CMP:	199.7
P/E(ttm):	17.2
Impact	Neutral
- After a successful completion of a deal on its direct-to-home business, the Dhoot family's **Videocon** is back on the street with yet another deal. It has commenced the process to sell its majority stake in home appliance giant Kenstar. Videocon may utilise the sale proceeds of Kenstar for debt reduction.

CMP:	104.2
P/E(ttm):	NA
Impact	Neutral
- **NLC India Ltd** (earlier known as Neyveli Lignite Corp. of India Ltd) is in talks with Hyderabad-based Ind-Barath Power Infra Ltd (IBPIL) to acquire the latter's coal-fired power plant in Odisha. The state-owned power producer is keen on acquiring Ind-Barath's 700 megawatt (2x350 MW) power plant at Jharsuguda, Odisha.

CMP:	80.3
P/E(ttm):	13.1
Impact	Neutral

ttm = trailing twelve months

Economic Snapshot

- Mergers and acquisitions (M&A) deals in the country hit a record 5-year high at USD 61.44 billion (about Rs 4 trillion) in 2016, says a report. According to the latest report by News CorpVCCEdge, the number of M&A deals remained robust this year with 1,002 such transactions worth USD 61.44 billion. The deal value in 2016 is not only a record five year high but is also 159 per cent more than USD 23.71 billion witnessed from 995 deals in 2015, the report said.
- Banks loans to agriculture sector rose marginally to 12.1 percent in the quarter ended September as compared to 11.9 percent in the first quarter of the financial year 2016-17, according to Reserve Bank. Banks share of credit to industry reduced to 40.1 percent in July-September quarter from 40.7 percent in the first quarter.

DERIVATIVES

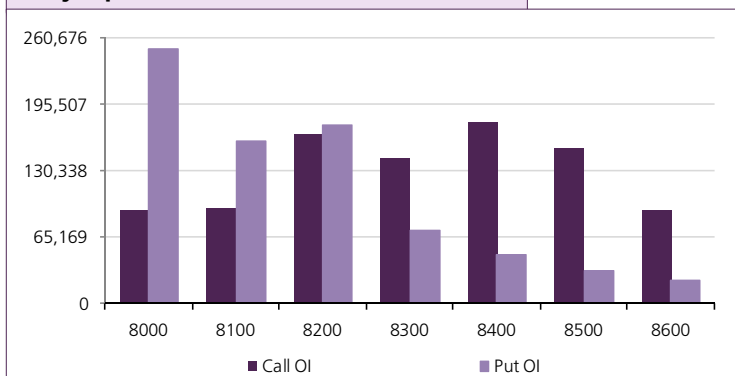
Open Interest Gainers

Stock	Open Interest (contracts)	OI Change (%)	Price (Rs.)	Price change (%)
PCJEWELLER	1,009,500	18.1%	409.10	5.8%
ICIL	3,734,500	12.8%	163.85	-1.5%
SUNTV	8,800,000	12.0%	534.45	1.7%
JUSTDIAL	4,417,200	11.6%	390.40	13.8%
HAVELLS	4,290,000	10.1%	359.90	2.5%

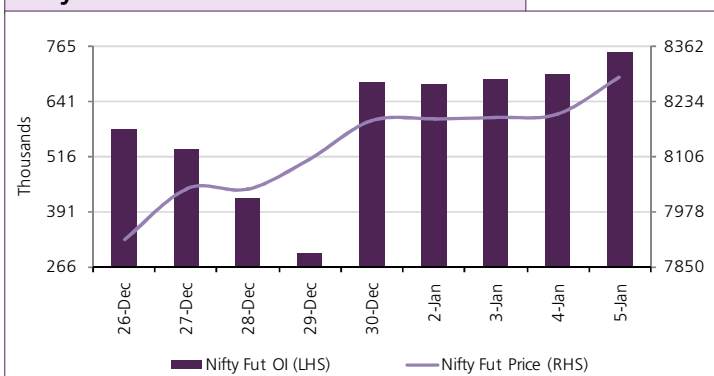
Open Interest Losers

Stock	Open Interest (contracts)	OI Change (%)	Price (Rs.)	Price change (%)
DRREDDY	1,407,200	-7.0%	3144.75	1.3%
COALINDIA	8,151,500	-5.6%	305.10	1.4%
LT	7,611,000	-5.4%	1396.55	1.3%
BHEL	30,615,000	-5.0%	128.25	1.0%
INFY	14,268,500	-4.6%	999.80	0.0%

Nifty Option OI Distribution



Nifty OI Vs Futures Price



Top 5 Traded Stock Futures

Stock	Expiry Date	No of contracts traded	Contract value (Rs. Lacs)	LTP
YESBANK	25-Jan-17	16,262	136,582	1211
TATASTEEL	25-Jan-17	14,052	117,172	420
VEDL	25-Jan-17	13,799	108,657	228
TATAMOTORS	25-Jan-17	13,238	99,452	502
MARUTI	25-Jan-17	10,747	90,322	5641

Top 5 Traded Stock Options

Stock	Expiry Date	Option Type	Strike price	No of contracts traded	Contract value (Rs. Lacs)	LTP
TATASTEEL	25-Jan-17	CE	420	2,596	22,349	11.75
TATAMOTORS	25-Jan-17	CE	500	2,854	22,062	15.60
TATAMOTORS	25-Jan-17	CE	520	2,714	21,479	7.55
SBIN	25-Jan-17	CE	250	2,768	21,175	5.00
YESBANK	25-Jan-17	CE	1,200	2,272	19,572	36.60

Top 5 Contract Future Volumes

Stock	Expiry Date	No of Contracts traded	Current Cash Volume	Cash Delivery %
YESBANK	25-Jan-17	16,262	3,710,625	37.3%
JUSTDIAL	25-Jan-17	14,142	11,442,733	4.4%
TATASTEEL	25-Jan-17	14,052	7,196,279	29.5%
VEDL	25-Jan-17	13,799	15,074,840	36.9%
TATAMOTORS	25-Jan-17	13,238	7,961,242	39.6%

Bottom 5 Contract Future Volumes

Stock	Expiry Date	No of Contracts traded	Current Cash Volume	Cash Delivery %
TORNTPHARM	25-Jan-17	108	36,665	55.7%
PAGEIND	25-Jan-17	135	8,883	61.4%
OFSS	25-Jan-17	148	15,478	53.7%
NHPC	25-Jan-17	161	2,770,106	52.0%
AJANTPHARM	25-Jan-17	189	46,074	28.5%

SUPPORT / RESISTANCE LEVEL

Company Name	Closing Price	S3	S2	S1	Pivot	R1	R2	R3
ACC	1332.85	1301.20	1311.75	1322.30	1330.65	1341.20	1360.10	1379.00
Adani Ports	287.50	262.10	270.57	279.03	283.97	292.43	305.83	319.23
Ambuja Cements	214.35	206.95	209.42	211.88	213.37	215.83	219.78	223.73
Asian Paints	916.50	883.10	894.23	905.37	912.63	923.77	942.17	960.57
Aurobindo Pharma	686.25	644.10	658.15	672.20	680.45	694.50	716.80	739.10
Axis Bank	458.05	442.60	447.75	452.90	458.40	463.55	474.20	484.85
Bajaj Auto	2723.35	2640.00	2667.78	2695.57	2712.78	2740.57	2785.57	2830.57
Bank Of Baroda	150.95	147.00	148.32	149.63	150.62	151.93	154.23	156.53
Bharti Airtel	321.10	297.10	305.10	313.10	318.05	326.05	339.00	351.95
Bharti Infratel	350.10	333.60	339.10	344.60	349.05	354.55	364.50	374.45
BHEL	127.95	123.75	125.15	126.55	127.55	128.95	131.35	133.75
Bosch	20903.80	19820.20	20181.40	20542.60	20771.30	21132.50	21722.40	22312.30
BPCL	672.70	631.55	645.27	658.98	666.72	680.43	701.88	723.33
Cipla	579.85	557.10	564.68	572.27	576.88	584.47	596.67	608.87
Coal India	308.30	301.80	303.97	306.13	308.77	310.93	315.73	320.53
Dr. Reddy'S Lab	3136.25	3007.00	3050.08	3093.17	3119.08	3162.17	3231.17	3300.17
Eicher Motors	22324.35	21941.15	22068.88	22196.62	22345.78	22473.52	22750.42	23027.32
Gail	442.15	433.40	436.32	439.23	442.42	445.33	451.43	457.53
Grasim	865.80	838.80	847.80	856.80	868.70	877.70	898.60	919.50
HCL Technologies	844.65	810.45	821.85	833.25	851.50	862.90	892.55	922.20
HDFC	1217.20	1189.80	1198.93	1208.07	1214.23	1223.37	1238.67	1253.97
HDFC Bank	1186.20	1171.70	1176.53	1181.37	1187.93	1192.77	1204.17	1215.57
Hero Motocorp	3071.75	2942.10	2985.32	3028.53	3056.17	3099.38	3170.23	3241.08
Hindalco	162.00	157.15	158.77	160.38	161.52	163.13	165.88	168.63
HUL	833.15	808.25	816.55	824.85	830.30	838.60	852.35	866.10
ICICI Bank	257.25	245.90	249.68	253.47	255.98	259.77	266.07	272.37
Idea	74.80	71.60	72.67	73.73	74.47	75.53	77.33	79.13
Indusind Bank	1127.55	1078.25	1094.68	1111.12	1120.48	1136.92	1162.72	1188.52
Infosys	996.15	968.00	977.38	986.77	998.13	1007.52	1028.27	1049.02
ITC	246.75	240.35	242.48	244.62	246.23	248.37	252.12	255.87
Kotak Mahindra Bank	698.95	689.55	692.68	695.82	699.33	702.47	709.12	715.77
L&T	1392.30	1361.00	1371.43	1381.87	1388.43	1398.87	1415.87	1432.87
Lupin	1512.10	1455.40	1474.30	1493.20	1505.60	1524.50	1555.80	1587.10
M&M	1227.35	1179.80	1195.65	1211.50	1223.25	1239.10	1266.70	1294.30
Maruti Suzuki India	5634.95	5400.30	5478.52	5556.73	5603.32	5681.53	5806.33	5931.13
NTPC	165.00	161.80	162.87	163.93	165.12	166.18	168.43	170.68
ONGC	199.65	190.35	193.45	196.55	198.40	201.50	206.45	211.40
Power Grid	190.85	180.95	184.25	187.55	189.40	192.70	197.85	203.00
RIL	1077.40	1057.60	1064.20	1070.80	1075.35	1081.95	1093.10	1104.25
SBI	245.35	241.50	242.78	244.07	244.98	246.27	248.47	250.67
Sun Pharma	643.45	635.10	637.88	640.67	644.28	647.07	653.47	659.87
Tata Motors	502.15	487.70	492.52	497.33	500.37	505.18	513.03	520.88
Tata Motors DVR	322.95	307.70	312.78	317.87	320.93	326.02	334.17	342.32
Tata Power	76.85	75.00	75.62	76.23	76.62	77.23	78.23	79.23
Tata Steel	419.30	392.10	401.17	410.23	416.37	425.43	440.63	455.83
TCS	2334.40	2250.85	2278.70	2306.55	2348.25	2376.10	2445.65	2515.20
Tech Mahindra	488.10	464.90	472.63	480.37	493.68	501.42	522.47	543.52
Ultratech	3382.85	3210.70	3268.08	3325.47	3362.23	3419.62	3513.77	3607.92
Wipro	480.40	468.30	472.33	476.37	481.13	485.17	493.97	502.77
Yes Bank	1210.20	1117.40	1148.33	1179.27	1199.33	1230.27	1281.27	1332.27
Zee Entertainment	470.70	444.70	453.37	462.03	468.22	476.88	491.73	506.58

Disclaimer

Destimoney Securities Private Limited (hereinafter referred to as "Destimoney") is a registered Member of National Stock Exchange of India Limited, Bombay Stock Exchange Limited and MCX Stock Exchange Limited. Destimoney is also registered as a Depository Participant with CDSL. Destimoney is in the process of making an application with SEBI for registering it as a Research Entity in terms of SEBI (Research Analyst) Regulations, 2014. Destimoney or its associates has not been debarred/ suspended by SEBI or any other regulatory authority for accessing /dealing in securities Market and no material disciplinary action has been taken by SEBI/other regulatory authorities impacting Destimoney's Equity Research Analysis. Destimoney or its associates/analyst including its relatives do not hold any actual/beneficial ownership of more than 1% in the company/ies covered by Analyst (hereinafter referred to as "Subject Company/ies"). Destimoney or its associates/analyst including its relatives may hold financial interest in the company/ies covered by Analyst (hereinafter referred to as "Subject Company/ies"). Destimoney or its associates/analysts or his/her relative does not receive any compensation or other benefits from the subject company/ies mentioned in this research report (hereinafter referred to as "Report") or from a third party in connection with preparation of the report. Accordingly, Destimoney or its associates/analyst or his/her relative does not have any other material conflict of interest at the time of publication of the Report.

Research analyst/s engaged in preparation of the Report, has not received any compensation / managed or co-managed public offering of securities of the subject company/ies / has not received compensation for investment banking or merchant banking or brokerage services from the subject company/ies / has not received compensation for products or services other than investment banking or merchant banking or brokerage services from the subject company/ies / has not received compensation or other benefits from the subject company/ies or third party in connection with the Report of the subject company/ies during the past twelve months / has not served as an officer, director or employee of subject Company/ies and is not engaged in market making activity of the subject Company/ies.

Destimoney or its associates are engaged in various financial services business, thus, it might have, received any compensation / managed or co-managed public offering of securities of the subject company/ies / received compensation for investment banking or merchant banking or brokerage services from the subject company/ies / received compensation for products or services other than investment banking or merchant banking or brokerage services from the subject company/ies / received compensation or other benefits from the subject company/ies or third party in connection with the Report of subject company/ies during the past twelve months engaged in market making activity for the subject company/ies.

In the preparation of the material contained in the Report, Destimoney has used information that is publicly available, as also data developed in-house. Some of the material used in the document may have been obtained from members/persons other than Destimoney and which may have been made available to Destimoney. Information gathered & material used in the Report is believed to be from reliable sources. Destimoney has not independently verified all the information and opinions given in this material/document/Report. Accordingly, no representation or warranty, express or implied, is made as to the accuracy, authenticity, completeness or fairness of the information and opinions contained in this material/document/Report. For data reference to any third party in this material no such party will assume any liability for the same.

Destimoney group companies provides finance related product services like distribution of financial products and as such is a provider of many services like loans, mutual funds, tax & trust planning etc. mentioned in this brochure. And hence, Destimoney do not warranty / guarantee about performance of any products and customer servicing w.r.t third party products per se.

Third party products are subject to code of conduct to be adhered to by the representatives of Destimoney and Destimoney is not responsible for the losses, whether actual or notional incurred by any investor. Services assured and expected may vary from actual service and Destimoney does not guarantee about the quality of services. Investments in securities and commodities are subject to market and other risks and there is no assurance or guarantee that the objectives of any of the Investments/Schemes/product would be achieved. Past performances are only indicative and returns are not assured and guaranteed by Destimoney group companies. The price, value of and income from any of the securities or financial instruments mentioned in this report can fall as well as rise. The value of securities and financial instruments is subject to exchange rate fluctuation that may have a positive or adverse effect on the price or income of such securities or financial instruments.

The recipient alone shall be fully responsible, and/or liable for any decision taken on the basis of this material/document/Report. Destimoney does not in any way through this material solicit or offer for purchase or sale of any financial services, commodities, products dealt in this material/document/Report. Destimoney/its affiliates/associates/directors shall not be in any way responsible for any loss or damage of any nature, including but not limited to direct, indirect, punitive, special, exemplary, and consequential, as also any loss of profit that may arise to any person/entity from or in connection with the use of information contained in this material/document/Report. All recipients of this material/document/Report before dealing and/or transacting in any of the products advised, opined or referred to in this material shall make their own investigation, seek appropriate professional advice and make their own independent decision. Noting contained in this material/document/Report should be construed as investment or financial advice. Clients are advised to assess their risk profile/ appetite before acting on any information contained in this material/document/Report. Investors should also refer to risk tag and compare it with its own risk appetite before taking any investment decision.

Reports on technical and derivative analysis are based on studying charts of a stock's price movement, outstanding positions and trading volume as opposed to focussing on a company's fundamentals and as such, may not match with a report on a company's fundamentals. The opinions expressed in the Report are our current opinions as of the date of this report and may be subject to change from time to time without notice. Destimoney or any persons connected with it do not accept any liability arising from use of this material/document/Report.

Information/ opinion conveyed through this material/document/Report are strictly meant for the registered Clients of Destimoney group of Companies of the respective segments. This information is not intended for distribution to, or use by, any person or entity in any jurisdiction or country where such distribution or use would be contrary to law or regulation or which would subject Destimoney or its affiliates to any registration requirement within such jurisdiction or country. This information does not constitute an offer to sell or a solicitation of an offer to buy any financial products to any person in any jurisdiction where it is unlawful to make such an offer or solicitation. No part of this material may be duplicated in whole or in part in any form and / or redistributed without the prior written consent of Destimoney. This material/document/Report is being supplied to you solely for your information, and its contents, information or data may not be reproduced, redistributed or passed on directly or indirectly.

A graph of daily closing prices of securities available at <http://www.nseindia.com/ChartApp/install/charts/mainpage.jsp>, www.bseindia.com and <http://economictimes.indiatimes.com/markets/stocks/stock-quotes>. (Choose a company from the list on the browser and select the "three years" period in the price chart).

Recipients of the Report shall always independently verify reliability and suitability of the Report and opinions before investing.

For Company details, please visit our website www.destimoney.com

For research related query, write to us at research@destimoney.com