

9 January 2017

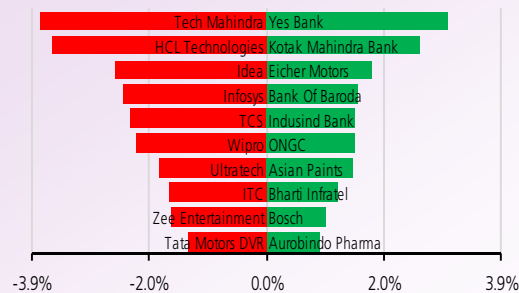
NIFTY TO TRADE BETWEEN 8180-8350

On daily charts, Nifty Index faced resistance at 38.20% Fibonacci retracement at 8305 level. The short term trend remains upward as long as 8120 level is intact on closing basis. Intraday Supports are at 8220/8180 levels & Resistance at 8305/8350 levels.

TRADERS COMMENT

The Indian shares fluctuated between gains and losses before ending the session lower on last hour of accelerated selling. The market gained to a near two-month high, ahead of the announcement of GDP data. Sensex was down 119.01 points or 0.44% at 26759.23, while NIFTY was down 30.00 points or 0.36% at 8243.80.

NIFTY MOVERS & SHAKERS



TOP 5 SECTOR MOVERS

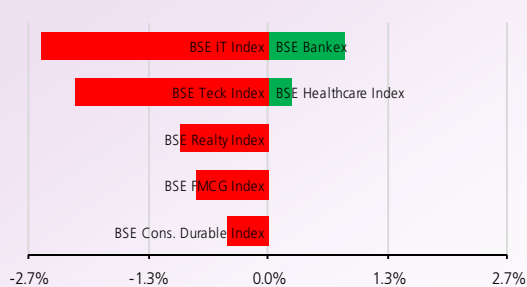


Chart of the Day Biocon Ltd Buy above Rs 960

Biocon Ltd is trading above strong support of 950 level. We recommend a buy above Rs960 with the stop loss of Rs935 for the target of Rs1000.

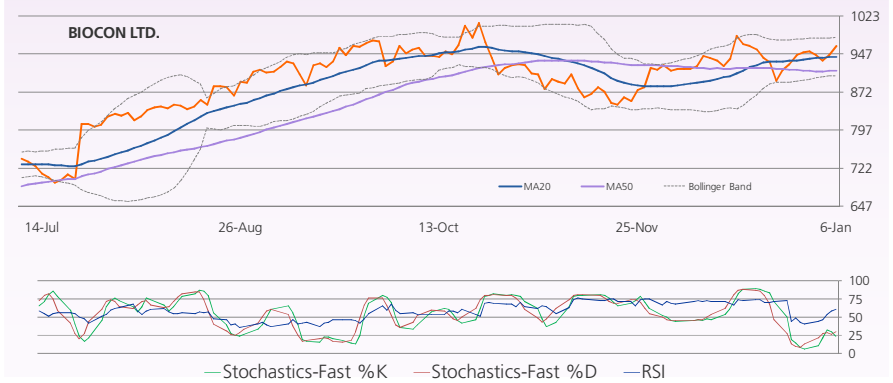


Chart of the Day

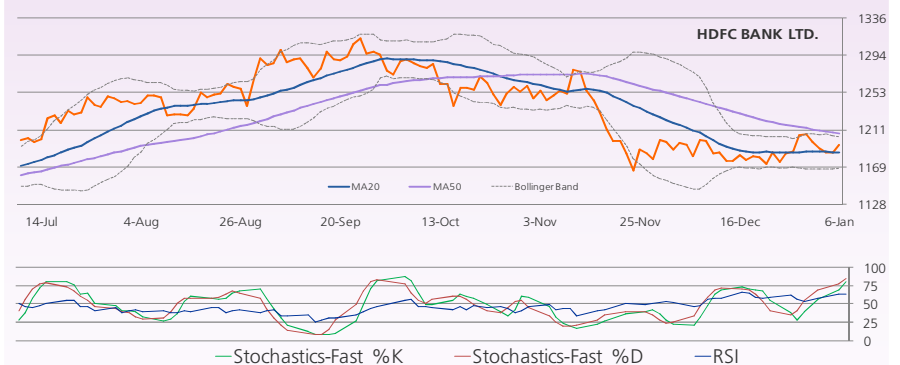
Buy: Biocon Ltd CMP:959.55

Technical Call of the Day

Buy: HDFC Bank Ltd CMP:1193.6

Technical call of the Day HDFC Bank Ltd Buy above Rs1200

We recommend a buy in HDFC Bank only above Rs1200 with the stop loss of Rs1185 for the target of Rs1230.



We are also available on:



E-mail : research@destimoney.com
www.destimoney.com

STOCKS TRADING IN POSITIVE ZONE: YESBANK, JSWENERGY
 STOCKS TRADING IN NEGATIVE ZONE: IDEA, DIVISLAB

Corporate Snapshot

- **PVR Ltd** has informed BSE & NSE that the Delhi High Court has approved merger of two of its subsidiary companies with it, effective from April 1, 2015. Justice Siddharth Mridul approved the scheme of amalgamation under which PVR Leisure Ltd -- which owns and operates in-mall entertainment, gaming and food joints -- and Lettuce Entertain You Ltd -- engaged in the business of operating and maintaining restaurants, food and beverage items - - would merge with PVR Ltd, their parent company.

CMP:	1179.8
P/E(ttm):	61.5
Impact	Neutral
- **Aurobindo Pharma**, India's fourth largest drug maker by sales has signed a binding agreement to acquire Portugal-based Generis Farmaceutica from private equity firm Magnum Capital Partners for 135 million euros in an all cash deal. Generis is engaged in the manufacture and sale of pharmaceutical products in Portugal with sales of 64.8 million euros in 2016.

CMP:	692.4
P/E(ttm):	24.1
Impact	Neutral
- **Suzlon Group** has announced its maiden order win of 105-MW wind power project from Hyderabad-based Axis Energy Group. The project consists of 50 units of S111 90m tubular tower with a rated capacity of 2.1 MW. Located in Anantapur district of Andhra Pradesh, the project is scheduled for completion in two phases. The first phase will be completed in March 2017 and the second phase will be completed in June 2017.

CMP:	14.7
P/E(ttm):	NA
Impact	Neutral
- **NTPC**, the country's largest, state-owned electricity generator, is pushing sales in the spot market through a different model. It says it will increase its portion of sale on power exchanges and share the benefit with the respective power distribution companies (discoms). This could also lead to rate reductions.

CMP:	164.0
P/E(ttm):	13.4
Impact	Neutral
- **Pokarna Ltd** has announced Pokarna Engineered Stone Ltd, its wholly-owned subsidiary, has partnered Swedish home furnishing products retailer IKEA in India, to serve as its exclusive quartz surfaces supplier and installation partner. Under the agreement, Pokarna will supply engineered quartz surfaces, counter-top and will also undertake measuring, planning, installation and home delivery of its products to IKEA's customer.

CMP:	913.3
P/E(ttm):	45.9
Impact	Neutral

ttm = trailing twelve months

Economic Snapshot

- Petrol pumps across the country will not accept credit and debit card payments for fuel sales from tomorrow after banks decided to put transaction (MDR) charge on them instead of consumers. To promote cash-less transactions, the government had waived the Merchant Discount Rate (MDR) on fuel purchase post demonetisation for consumers. But after the expiry of the 50-day window, the banks have decided to levy MDR on petrol pump owners.
- India's domestic IT spending is estimated to grow at 12.9 percent to Rs 2,14,012 crore this year, helped by government's push for digital services. Spending in the category grew at 12.3 per cent last year, against a prediction of 13.5 percent.

DERIVATIVES

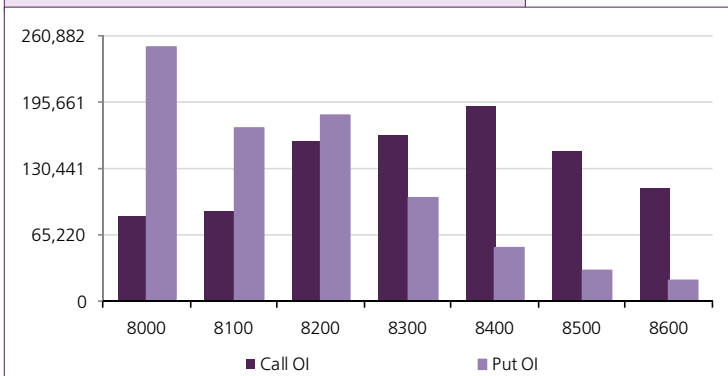
Open Interest Gainers

Stock	Open Interest (contracts)	OI Change (%)	Price (Rs.)	Price change (%)
NCC	16,384,000	19.5%	83.65	-3.4%
PETRONET	3,594,000	17.5%	375.20	-1.1%
DIVISLAB	4,864,200	15.0%	740.25	-3.5%
PFC	17,976,000	10.9%	129.45	2.3%
MINDTREE	2,185,200	10.4%	496.30	-5.1%

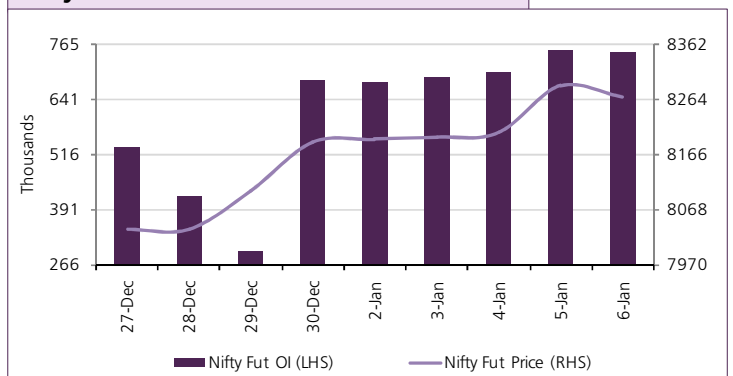
Open Interest Losers

Stock	Open Interest (contracts)	OI Change (%)	Price (Rs.)	Price change (%)
JUSTDIAL	3,806,400	-13.8%	370.50	-5.1%
BANKBARODA	35,178,500	-9.2%	153.30	1.3%
EXIDEIND	11,272,000	-7.7%	186.75	1.2%
IOC	16,149,000	-7.5%	342.65	-1.7%
ICICIBANK	51,027,500	-7.2%	258.55	0.4%

Nifty Option OI Distribution



Nifty OI Vs Futures Price



Top 5 Traded Stock Futures

Stock	Expiry Date	No of contracts traded	Contract value (Rs. Lacs)	LTP
YESBANK	25-Jan-17	16,057	139,584	1248
VEDL	25-Jan-17	13,501	108,618	230
SBIN	25-Jan-17	14,138	105,167	247
TATASTEEL	25-Jan-17	10,808	91,092	421
PNB	25-Jan-17	9,586	80,321	119

Top 5 Traded Stock Options

Stock	Expiry Date	Option Type	Strike price	No of contracts traded	Contract value (Rs. Lacs)	LTP
SBIN	25-Jan-17	CE	250	3,045	23,347	5.00
VEDL	25-Jan-17	CE	230	2,055	17,107	8.20
YESBANK	25-Jan-17	CE	1,240	1,897	16,897	35.35
SBIN	25-Jan-17	CE	260	2,126	16,735	2.10
PNB	25-Jan-17	CE	120	1,887	16,397	3.65

Top 5 Contract Future Volumes

Stock	Expiry Date	No of Contracts traded	Current Cash Volume	Cash Delivery %
YESBANK	25-Jan-17	16,057	3,745,181	29.4%
INFY	25-Jan-17	14,771	7,196,724	71.1%
WOCKPHARMA	25-Jan-17	14,263	6,490,308	7.0%
SBIN	25-Jan-17	14,138	12,354,302	27.5%
VEDL	25-Jan-17	13,501	11,996,360	24.5%

Bottom 5 Contract Future Volumes

Stock	Expiry Date	No of Contracts traded	Current Cash Volume	Cash Delivery %
CUMMINSIND	25-Jan-17	120	105,312	71.3%
DCBBANK	25-Jan-17	154	608,422	44.6%
TORNTPHARM	25-Jan-17	164	321,482	85.6%
NHPC	25-Jan-17	168	4,116,590	60.6%
UBL	25-Jan-17	201	157,472	69.6%

SUPPORT / RESISTANCE LEVEL

Company Name	Closing Price	S3	S2	S1	Pivot	R1	R2	R3
ACC	1333.90	1310.90	1318.57	1326.23	1337.67	1345.33	1364.43	1383.53
Adani Ports	286.05	278.20	280.82	283.43	287.62	290.23	297.03	303.83
Ambuja Cements	212.60	208.55	209.90	211.25	213.35	214.70	218.15	221.60
Asian Paints	929.50	896.70	907.63	918.57	925.53	936.47	954.37	972.27
Aurobindo Pharma	692.40	656.00	668.13	680.27	695.13	707.27	734.27	761.27
Axis Bank	455.20	446.30	449.27	452.23	457.02	459.98	467.73	475.48
Bajaj Auto	2707.35	2653.50	2671.45	2689.40	2714.65	2732.60	2775.80	2819.00
Bank Of Baroda	153.25	147.40	149.35	151.30	152.95	154.90	158.50	162.10
Bharti Airtel	319.75	306.60	310.98	315.37	322.68	327.07	338.77	350.47
Bharti Infratel	354.25	344.70	347.88	351.07	354.23	357.42	363.77	370.12
BHEL	126.40	123.70	124.60	125.50	127.00	127.90	130.30	132.70
Bosch	21111.30	19481.00	20024.43	20567.87	21258.43	21801.87	23035.87	24269.87
BPCL	664.85	642.10	649.68	657.27	669.13	676.72	696.17	715.62
Cipla	582.85	563.40	569.88	576.37	583.68	590.17	603.97	617.77
Coal India	306.20	299.45	301.70	303.95	307.25	309.50	315.05	320.60
Dr. Reddy'S Lab	3159.15	3087.55	3111.42	3135.28	3169.57	3193.43	3251.58	3309.73
Eicher Motors	22717.75	21848.70	22138.38	22428.07	22639.73	22929.42	23430.77	23932.12
Gail	442.55	431.25	435.02	438.78	444.77	448.53	458.28	468.03
Grasim	855.25	837.00	843.08	849.17	857.08	863.17	877.17	891.17
HCL Technologies	814.40	773.20	786.93	800.67	820.48	834.22	867.77	901.32
HDFC	1222.35	1205.60	1211.18	1216.77	1224.38	1229.97	1243.17	1256.37
HDFC Bank	1193.65	1178.00	1183.22	1188.43	1193.42	1198.63	1208.83	1219.03
Hero Motocorp	3067.55	2985.00	3012.52	3040.03	3079.52	3107.03	3174.03	3241.03
Hindalco	160.75	156.40	157.85	159.30	161.55	163.00	166.70	170.40
HUL	833.75	788.60	803.65	818.70	846.75	861.80	904.90	948.00
ICICI Bank	258.15	253.00	254.72	256.43	258.92	260.63	264.83	269.03
Idea	72.90	70.50	71.30	72.10	73.50	74.30	76.50	78.70
Indusind Bank	1144.05	1105.60	1118.42	1131.23	1143.12	1155.93	1180.63	1205.33
Infosys	972.25	937.25	948.92	960.58	979.72	991.38	1022.18	1052.98
ITC	242.70	235.40	237.83	240.27	244.63	247.07	253.87	260.67
Kotak Mahindra Bank	716.85	668.20	684.42	700.63	709.57	725.78	750.93	776.08
L&T	1390.95	1371.50	1377.98	1384.47	1394.08	1400.57	1416.67	1432.77
Lupin	1512.05	1484.20	1493.48	1502.77	1515.28	1524.57	1546.37	1568.17
M&M	1220.45	1195.40	1203.75	1212.10	1225.55	1233.90	1255.70	1277.50
Maruti Suzuki India	5615.55	5536.70	5562.98	5589.27	5623.28	5649.57	5709.87	5770.17
NTPC	164.00	160.90	161.93	162.97	164.63	165.67	168.37	171.07
ONGC	202.55	193.05	196.22	199.38	203.17	206.33	213.28	220.23
Power Grid	188.80	183.65	185.37	187.08	189.97	191.68	196.28	200.88
RIL	1074.95	1061.20	1065.78	1070.37	1077.68	1082.27	1094.17	1106.07
SBI	245.90	242.00	243.30	244.60	246.80	248.10	251.60	255.10
Sun Pharma	640.75	629.15	633.02	636.88	643.32	647.18	657.48	667.78
Tata Motors	497.75	484.55	488.95	493.35	500.65	505.05	516.75	528.45
Tata Motors DVR	318.70	309.70	312.70	315.70	320.50	323.50	331.30	339.10
Tata Power	77.10	75.80	76.23	76.67	77.23	77.67	78.67	79.67
Tata Steel	419.55	405.80	410.38	414.97	420.18	424.77	434.57	444.37
TCS	2281.40	2184.85	2217.03	2249.22	2289.28	2321.47	2393.72	2465.97
Tech Mahindra	469.75	444.50	452.92	461.33	474.62	483.03	504.73	526.43
Ultratech	3322.75	3229.10	3260.32	3291.53	3343.22	3374.43	3457.33	3540.23
Wipro	469.95	457.90	461.92	465.93	473.02	477.03	488.13	499.23
Yes Bank	1246.75	1178.10	1200.98	1223.87	1237.88	1260.77	1297.67	1334.57
Zee Entertainment	463.10	449.10	453.77	458.43	466.67	471.33	484.23	497.13

Disclaimer

Destimoney Securities Private Limited (hereinafter referred to as "Destimoney") is a registered Member of National Stock Exchange of India Limited, Bombay Stock Exchange Limited and MCX Stock Exchange Limited. Destimoney is also registered as a Depository Participant with CDSL. Destimoney is in the process of making an application with SEBI for registering it as a Research Entity in terms of SEBI (Research Analyst) Regulations, 2014. Destimoney or its associates has not been debarred/ suspended by SEBI or any other regulatory authority for accessing /dealing in securities Market and no material disciplinary action has been taken by SEBI/other regulatory authorities impacting Destimoney's Equity Research Analysis. Destimoney or its associates/analyst including its relatives do not hold any actual/beneficial ownership of more than 1% in the company/ies covered by Analyst (hereinafter referred to as "Subject Company/ies"). Destimoney or its associates/analyst including its relatives may hold financial interest in the company/ies covered by Analyst (hereinafter referred to as "Subject Company/ies"). Destimoney or its associates/analysts or his/her relative does not receive any compensation or other benefits from the subject company/ies mentioned in this research report (hereinafter referred to as "Report") or from a third party in connection with preparation of the report. Accordingly, Destimoney or its associates/analyst or his/her relative does not have any other material conflict of interest at the time of publication of the Report.

Research analyst/s engaged in preparation of the Report, has not received any compensation / managed or co-managed public offering of securities of the subject company/ies / has not received compensation for investment banking or merchant banking or brokerage services from the subject company/ies / has not received compensation for products or services other than investment banking or merchant banking or brokerage services from the subject company/ies / has not received compensation or other benefits from the subject company/ies or third party in connection with the Report of the subject company/ies during the past twelve months / has not served as an officer, director or employee of subject Company/ies and is not engaged in market making activity of the subject Company/ies.

Destimoney or its associates are engaged in various financial services business, thus, it might have, received any compensation / managed or co-managed public offering of securities of the subject company/ies / received compensation for investment banking or merchant banking or brokerage services from the subject company/ies / received compensation for products or services other than investment banking or merchant banking or brokerage services from the subject company/ies / received compensation or other benefits from the subject company/ies or third party in connection with the Report of subject company/ies during the past twelve months engaged in market making activity for the subject company/ies.

In the preparation of the material contained in the Report, Destimoney has used information that is publicly available, as also data developed in-house. Some of the material used in the document may have been obtained from members/persons other than Destimoney and which may have been made available to Destimoney. Information gathered & material used in the Report is believed to be from reliable sources. Destimoney has not independently verified all the information and opinions given in this material/document/Report. Accordingly, no representation or warranty, express or implied, is made as to the accuracy, authenticity, completeness or fairness of the information and opinions contained in this material/document/Report. For data reference to any third party in this material no such party will assume any liability for the same.

Destimoney group companies provides finance related product services like distribution of financial products and as such is a provider of many services like loans, mutual funds, tax & trust planning etc. mentioned in this brochure. And hence, Destimoney do not warranty / guarantee about performance of any products and customer servicing w.r.t third party products per se.

Third party products are subject to code of conduct to be adhered to by the representatives of Destimoney and Destimoney is not responsible for the losses, whether actual or notional incurred by any investor. Services assured and expected may vary from actual service and Destimoney does not guarantee about the quality of services. Investments in securities and commodities are subject to market and other risks and there is no assurance or guarantee that the objectives of any of the Investments/Schemes/product would be achieved. Past performances are only indicative and returns are not assured and guaranteed by Destimoney group companies. The price, value of and income from any of the securities or financial instruments mentioned in this report can fall as well as rise. The value of securities and financial instruments is subject to exchange rate fluctuation that may have a positive or adverse effect on the price or income of such securities or financial instruments.

The recipient alone shall be fully responsible, and/or liable for any decision taken on the basis of this material/document/Report. Destimoney does not in any way through this material solicit or offer for purchase or sale of any financial services, commodities, products dealt in this material/document/Report. Destimoney/its affiliates/associates/directors shall not be in any way responsible for any loss or damage of any nature, including but not limited to direct, indirect, punitive, special, exemplary, and consequential, as also any loss of profit that may arise to any person/entity from or in connection with the use of information contained in this material/document/Report. All recipients of this material/document/Report before dealing and/or transacting in any of the products advised, opined or referred to in this material shall make their own investigation, seek appropriate professional advice and make their own independent decision. Noting contained in this material/document/Report should be construed as investment or financial advice. Clients are advised to assess their risk profile/ appetite before acting on any information contained in this material/document/Report. Investors should also refer to risk tag and compare it with its own risk appetite before taking any investment decision.

Reports on technical and derivative analysis are based on studying charts of a stock's price movement, outstanding positions and trading volume as opposed to focussing on a company's fundamentals and as such, may not match with a report on a company's fundamentals. The opinions expressed in the Report are our current opinions as of the date of this report and may be subject to change from time to time without notice. Destimoney or any persons connected with it do not accept any liability arising from use of this material/document/Report.

Information/ opinion conveyed through this material/document/Report are strictly meant for the registered Clients of Destimoney group of Companies of the respective segments. This information is not intended for distribution to, or use by, any person or entity in any jurisdiction or country where such distribution or use would be contrary to law or regulation or which would subject Destimoney or its affiliates to any registration requirement within such jurisdiction or country. This information does not constitute an offer to sell or a solicitation of an offer to buy any financial products to any person in any jurisdiction where it is unlawful to make such an offer or solicitation. No part of this material may be duplicated in whole or in part in any form and / or redistributed without the prior written consent of Destimoney. This material/document/Report is being supplied to you solely for your information, and its contents, information or data may not be reproduced, redistributed or passed on directly or indirectly.

A graph of daily closing prices of securities available at <http://www.nseindia.com/ChartApp/install/charts/mainpage.jsp>, www.bseindia.com and <http://economictimes.indiatimes.com/markets/stocks/stock-quotes>. (Choose a company from the list on the browser and select the "three years" period in the price chart).

Recipients of the Report shall always independently verify reliability and suitability of the Report and opinions before investing.

For Company details, please visit our website www.destimoney.com

For research related query, write to us at research@destimoney.com