

12th January 2021

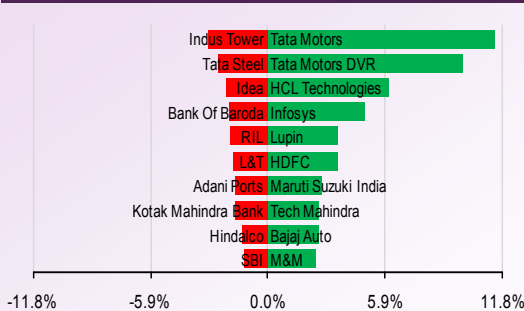
## NIFTY TO TRADE BETWEEN 14,400-14,550.

Bulls continue to dominate over market from where it left in previous week. 14350 would be acting as an initial support level. We expect index to remain in bullish momentum and move towards 14,550 levels.


## TRADERS COMMENT

Indian equities stayed firm at record high levels during Monday's trading session as a strong kick-start to Q3 earnings, decision to roll out Covid-19 vaccine in the country as early as January 16, and hopes of a greater stimulus package in the US pushed the benchmark. Nifty ended higher by 137.50 points or 0.96% at 14,484.80 level and Sensex ended higher by 486.81 points or 1.00% at 49,269.32.

## NIFTY MOVERS & SHAKERS

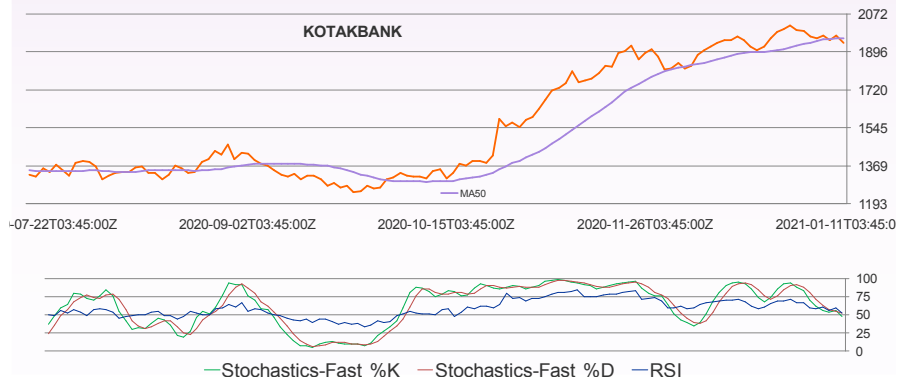


## TOP 5 SECTOR MOVERS



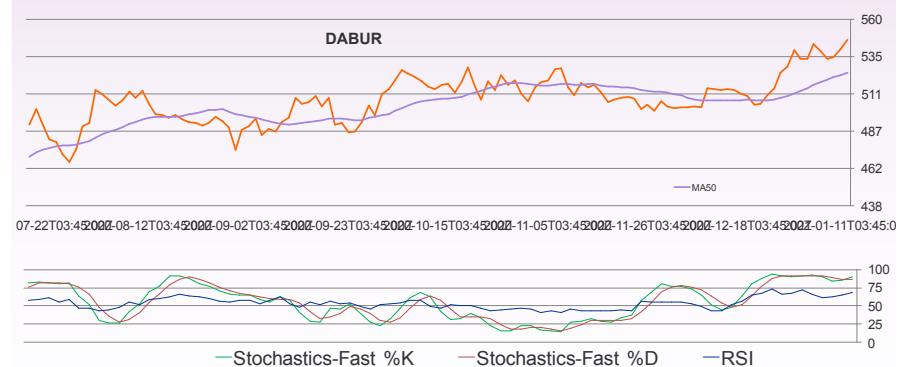
## Chart of the Day KOTAKBANK FUT Sell below Rs 1943.

The stock is trading below to its prior low and below to its 20 ema support. We recommend sell only Below Rs1943 with the stoploss of Rs1980 for the target of Rs1880.



## Technical call of the Day DABUR Buy above Rs 547.

We recommend a Buy in the stock only above Rs547 with the stoploss of Rs535 for the target of Rs570.



**Chart of the Day**  
Sell:KOTAKBANK FUT CMP:1943.9

**Technical Call of the Day**  
Buy:DABUR CMP:546.30

We are also available on:



E-mail : [research@Dealmoney.in](mailto:research@Dealmoney.in)  
[www.dealmoneyonline.com](http://www.dealmoneyonline.com)

STOCKS TRADING IN POSITIVE ZONE: TATAMOTORS, INFY.  
STOCKS TRADING IN NEGATIVE ZONE: BAJFINANCE, TATASTEEL.

# DAILY DIGEST

- Dr Reddy:** Dr. Reddy's Laboratories has launched Febuxostat Tablets, a therapeutic equivalent generic version of Uloric (Febuxostat) Tablets approved by the U.S. Food and Drug Administration (USFDA).

CMP:	5416.8
P/E(ttm):	411.6
Impact	Positive
- GAIL:** GAIL (India) Ltd, the nation's largest gas distribution firm, will on Friday consider buyback of shares with a view to returning surplus cash to shareholders.

CMP:	135.7
P/E(ttm):	6.6
Impact	Positive
- Vedanta:** After a failed delisting and buying shares in bulk deals, Anil Agarwal-led Vedanta Resources Plc has launched a voluntary open offer to acquire up to 10 per cent stake in flagship Indian firm Vedanta Ltd. The parent has offered to buy up to 37.17 crore shares from public shareholders of Vedanta at ₹160 apiece, according to an exchange filing.

CMP:	179.2
P/E(ttm):	4.8
Impact	Neutral
- Goa Carbon:** Goa Carbon has temporarily shut-down the operations at the company's Paradeep Unit in Odisha for maintenance work from January 11, 2021.

CMP:	276.7
P/E(ttm):	21.2
Impact	Negative
- BHEL:** State-run engineering firm BHEL on Monday said it has bagged an order worth ₹450 crore for a steam and power plant from National Aluminium Corporation Limited (NALCO).

CMP:	39.0
P/E(ttm):	8.7
Impact	Positive

ttm = trailing twelve months

## Economic Snapshot

- Ratings agency ICRA in its latest report has said that the domestic demand for petroleum products is expected to increase at a healthy rate of 8 to 10 per cent in next financial year (FY22) on a year-on-year basis. The report said a growth in economy and pick-up in industrial activity. The report explained that growth in Motor Spirit (MS) consumption is expected due to preference for personal mobility while higher off-take of High Speed Diesel (HSD) and industrial fuel would likely be driven by a pick-up in economic activity. As per the report, Aviation Turbine Fuel (ATF) demand is expected to lag due to the discretionary nature and the perceived risk of air travel. Furthermore, the report pointed out capex and investments are expected to be healthy in FY22, as companies make up for the time lost due to restrictions and lockdowns in FY21. It said a clearer outlook on demand and prices, and a greater impetus for local manufacturing under 'Aatmanirbhar Bharat' are expected to spur demand over the long term.
- India's soybean meal (soybean khali) exports rose nearly three times to 2.68 lakh tonnes during December last year on higher demand in the global market, SOPA said on Monday. In December 2019, soybean meal exports stood at 90,000 tonnes, as per data released by Indore-based Soybean Processors Association of India (SOPA). France (43,257 tonnes) and Iran (41,500 tonnes) were among the biggest importers of Indian soybean meal in December, the data showed. The leftover product after extracting soybean oil is called soybean meal. India's soybean meal exports grew two-and-a-half times to 5.99 lakh tonnes during the first quarter of current oil marketing year (October 2020-September 2021).



# I-SOT

## INTRADAY STOCK TRADING

FREQUENCY	ALLOCATION	DURATION	RISK
4 calls a Day	Average Daily Premium of Rs.50,000	Intraday	High Risk

### SALIENT FEATURES:

- 👍 Fixed time for call generation – 2 calls at 9:30am and 2 calls @ 12:00pm
- 👍 High Risk – High Returns product
- 👍 Focused product for Intraday Derivative Traders
- 👍 Daily 4 calls to gain from intraday momentum
- 👍 High beta Midcap and Large cap F&O stocks for better entry and exit.

# DAILY DIGEST

## DERIVATIVES

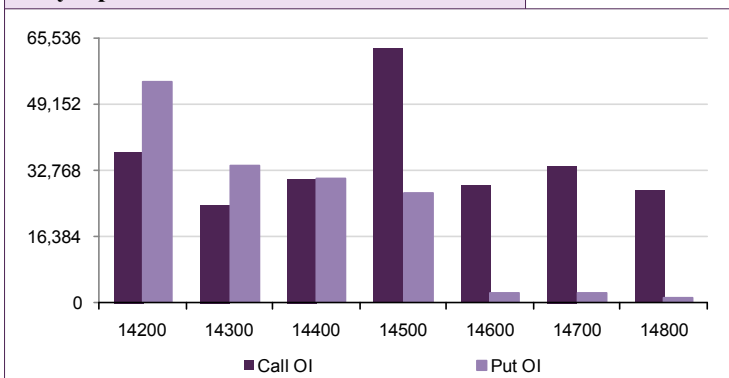
### Open Interest Gainers

Stock	Open Interest (contracts)	OI Change (%)	Price (Rs.)	Price change (%)
MRF	54,500	14.3%	82777.65	2.5%
GAIL	34,526,000	12.0%	135.40	1.7%
COFORGE	647,625	11.3%	2829.50	0.5%
TECHM	11,475,600	9.9%	1080.80	2.7%
TATACONSUM	13,547,250	8.2%	631.90	3.3%

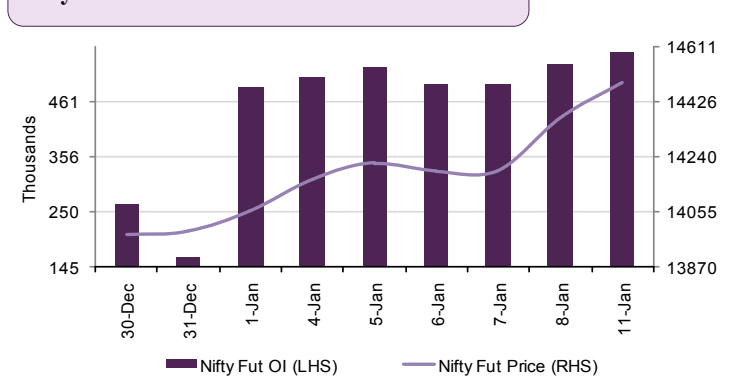
### Open Interest Losers

Stock	Open Interest (contracts)	OI Change (%)	Price (Rs.)	Price change (%)
TCS	5,375,400	-13.8%	3172.15	1.8%
GODREJPROP	1,296,100	-10.4%	1478.75	0.8%
ASHOKLEY	42,111,000	-7.2%	116.95	3.4%
PETRONET	14,535,000	-7.2%	269.90	0.4%
INDUSINDBK	14,873,400	-6.9%	929.50	-1.1%

### Nifty Option OI Distribution



### Nifty OI Vs Futures Price



### Top 5 Traded Stock Futures

Stock	Expiry Date	No of contracts traded	Contract value (Rs. Lacs)	LTP
TATAMOTORS	28-Jan-21	34,654	418,303	221
INFY	28-Jan-21	38,201	313,431	1377
TCS	28-Jan-21	31,094	295,790	3172
WIPRO	28-Jan-21	17,935	254,042	445
RELIANCE	28-Jan-21	50,365	241,476	1906

### Top 5 Traded Stock Options

Stock	Expiry Date	Option Type	Strike price	No of contracts traded	Contract value (Rs. Lacs)	LTP
TCS	28-Jan-21	CE	3,200	28,570	279,781	61.15
INFY	28-Jan-21	CE	1,400	21,742	187,542	40.95
TATAMOTORS	28-Jan-21	CE	220	12,972	168,737	11.90
TCS	28-Jan-21	CE	3,300	16,407	163,934	28.20
MARUTI	28-Jan-21	CE	8,500	16,837	145,324	145.15

### Top 5 Contract Future Volumes

Stock	Expiry Date	No of Contracts traded	Current Cash Volume	Cash Delivery %
RELIANCE	28-Jan-21	50,365	7,697,815	5008.0%
INFY	28-Jan-21	38,201	6,434,782	3135.0%
TATAMOTORS	28-Jan-21	34,654	25,583,098	1402.0%
TCS	28-Jan-21	31,094	3,153,741	3317.0%
HDFCBANK	28-Jan-21	22,911	3,343,315	3858.0%

### Bottom 5 Contract Future Volumes

Stock	Expiry Date	No of Contracts traded	Current Cash Volume	Cash Delivery %
SAIL	28-Jan-21	214	9,228,260	3016.0%
AARTIIND	28-Jan-21	386	96,528	4730.0%
LALPATHLAB	28-Jan-21	406	62,514	4214.0%
ICICIGI	28-Jan-21	607	278,641	5131.0%
SIEMENS	28-Jan-21	664	56,485	2271.0%

# DAILY DIGEST

## SUPPORT / RESISTANCE LEVEL

Company Name	Closing Price	S3	S2	S1	Pivot	R1	R2	R3
ACC	1787.05	1688.00	1721.02	1754.03	1776.52	1809.53	1865.03	1920.53
Adani Ports	508.35	485.50	493.12	500.73	511.62	519.23	537.73	556.23
Ambuja Cements	270.35	260.20	263.58	266.97	269.38	272.77	278.57	284.37
Asian Paints	2849.30	2775.75	2800.27	2824.78	2849.12	2873.63	2922.48	2971.33
Aurobindo Pharma	965.20	913.30	930.60	947.90	957.45	974.75	1001.60	1028.45
Axis Bank	666.95	643.65	651.42	659.18	667.92	675.68	692.18	708.68
Bajaj Auto	3617.35	3407.45	3477.42	3547.38	3590.97	3660.93	3774.48	3888.03
Bank Of Baroda	64.25	61.35	62.32	63.28	64.72	65.68	68.08	70.48
Bharti Airtel	547.15	528.65	534.82	540.98	547.67	553.83	566.68	579.53
Indus Tower	262.25	249.10	253.48	257.87	264.88	269.27	280.67	292.07
BHEL	39.00	36.60	37.40	38.20	39.10	39.90	41.60	43.30
Bosch	13919.65	13255.20	13476.68	13698.17	13889.08	14110.57	14522.97	14935.37
BPCL	401.75	385.95	391.22	396.48	400.62	405.88	415.28	424.68
Cipla	856.85	805.50	822.62	839.73	849.87	866.98	894.23	921.48
Coal India	141.70	137.60	138.97	140.33	141.67	143.03	145.73	148.43
Dr. Reddy'S Lab	5416.80	5225.00	5288.93	5352.87	5389.93	5453.87	5554.87	5655.87
Eicher Motors	2777.15	2644.75	2688.88	2733.02	2770.83	2814.97	2896.92	2978.87
Gail	135.70	127.50	130.23	132.97	134.78	137.52	142.07	146.62
Grasim	1004.30	976.60	985.83	995.07	1003.68	1012.92	1030.77	1048.62
HCL Technologies	1055.10	956.95	989.67	1022.38	1040.72	1073.43	1124.48	1175.53
HDFC	2751.20	2571.50	2631.40	2691.30	2726.65	2786.55	2881.80	2977.05
HDFC Bank	1451.45	1407.70	1422.28	1436.87	1450.88	1465.47	1494.07	1522.67
Hero Motocorp	3197.70	3069.20	3112.03	3154.87	3189.88	3232.72	3310.57	3388.42
Hindalco	264.70	246.60	252.63	258.67	264.03	270.07	281.47	292.87
HUL	2429.10	2362.25	2384.53	2406.82	2424.38	2446.67	2486.52	2526.37
ICICI Bank	544.70	524.00	530.90	537.80	541.90	548.80	559.80	570.80
Idea	11.50	10.65	10.93	11.22	11.63	11.92	12.62	13.32
Indusind Bank	929.10	901.45	910.67	919.88	935.42	944.63	969.38	994.13
Infosys	1376.20	1296.65	1323.17	1349.68	1366.52	1393.03	1436.38	1479.73
ITC	202.50	196.40	198.43	200.47	203.28	205.32	210.17	215.02
Kotak Mahindra Bank	1938.15	1903.90	1915.32	1926.73	1946.82	1958.23	1989.73	2021.23
L&T	1350.00	1305.05	1320.03	1335.02	1359.98	1374.97	1414.92	1454.87
Lupin	1075.50	998.45	1024.13	1049.82	1065.68	1091.37	1132.92	1174.47
M&M	789.10	735.00	753.03	771.07	781.23	799.27	827.47	855.67
Maruti Suzuki India	8232.75	7476.80	7728.78	7980.77	8134.38	8386.37	8791.97	9197.57
NTPC	99.00	96.15	97.10	98.05	99.65	100.60	103.15	105.70
ONGC	102.55	93.20	96.32	99.43	101.17	104.28	109.13	113.98
Power Grid	203.55	197.90	199.78	201.67	203.33	205.22	208.77	212.32
RIL	1897.25	1846.20	1863.22	1880.23	1909.52	1926.53	1972.83	2019.13
SBI	282.50	271.00	274.83	278.67	283.43	287.27	295.87	304.47
Sun Pharma	621.00	600.10	607.07	614.03	621.02	627.98	641.93	655.88
Tata Motors	220.65	173.90	189.48	205.07	215.23	230.82	256.57	282.32
Tata Motors DVR	89.90	72.80	78.50	84.20	87.70	93.40	102.60	111.80
Tata Power	83.30	80.35	81.33	82.32	83.13	84.12	85.92	87.72
Tata Steel	695.65	664.40	674.82	685.23	698.62	709.03	732.83	756.63
TCS	3176.45	3063.10	3100.88	3138.67	3184.33	3222.12	3305.57	3389.02
Tech Mahindra	1077.60	999.45	1025.50	1051.55	1066.55	1092.60	1133.65	1174.70
Ultratech	5623.70	5313.15	5416.67	5520.18	5608.47	5711.98	5903.78	6095.58
Wipro	446.80	419.00	428.27	437.53	444.27	453.53	469.53	485.53
Yes Bank	17.95	17.15	17.42	17.68	18.12	18.38	19.08	19.78
Zee Entertainment	223.65	211.00	215.22	219.43	226.72	230.93	242.43	253.93

## Disclaimer

For private circulation only

Website: [www.dealmoneyonline.in](http://www.dealmoneyonline.in)

**DISCLAIMER** : SEBI Research Analyst Registration No: INH000002319 For any grievance mail at [compliance@dealmoney.in](mailto:compliance@dealmoney.in)

Dealmoney Securities Private Limited (hereinafter referred to as "Dealmoney") is a registered Member of National Stock Exchange of India Limited, Bombay Stock Exchange Limited and MCX Stock Exchange Limited. Dealmoney is also registered as a Depository Participant with CDSL. Dealmoney is in the process of making an application with SEBI for registering it as a Research Entity in terms of SEBI (Research Analyst) Regulations, 2014. Dealmoney or its associates has not been debarred/ suspended by SEBI or any other regulatory authority for accessing /dealing in securities Market and no material disciplinary action has been taken by SEBI/other regulatory authorities impacting Dealmoney's Equity Research Analysis. Dealmoney or its associates/ analyst including its relatives do not hold any actual/beneficial ownership of more than 1% in the company/ies covered by Analyst (hereinafter referred to as "Subject Company/ies"). Dealmoney or its associates/analyst including its relatives may hold financial interest in the company/ies covered by Analyst (hereinafter referred to as "Subject Company/ies"). Dealmoney or its associates/ analysts or his/her relative does not receive any compensation or other benefits from the subject company/ies mentioned in this research report (hereinafter referred to as "Report") or from a third party in connection with preparation of the report. Accordingly, Dealmoney or its associates/analyst or his/her relative does not have any other material conflict of interest at the time of publication of the Report.

Research analyst/s engaged in preparation of the Report, has not received any compensation / managed or co-managed public offering of securities of the subject company/ies / has not received compensation for investment banking or merchant banking or brokerage services from the subject company/ies / has not received compensation for products or services other than investment banking or merchant banking or brokerage services from the subject company/ies / has not received compensation or other benefits from the subject company/ies or third party in connection with the Report of the subject company/ies during the past twelve months / has not served as an officer, director or employee of subject Company/ies and is not engaged in market making activity of the subject Company/ies.

Dealmoney group companies provides finance related product services like distribution of financial products and as such is a provider of many services like loans, mutual funds, tax & trust planning etc. mentioned in this brochure. And hence, Dealmoney do not warranty / guarantee about performance of any products and customer servicing w.r.t third party products per se.

Third party products are subject to code of conduct to be adhered to by the representatives of Dealmoney and Dealmoney is not responsible for the losses, whether actual or notional incurred by any investor. Services assured and expected may vary from actual service and Dealmoney does not guarantee about the quality of services. Investments in securities and commodities are subject to market and other risks and there is no assurance or guarantee that the objectives of any of the Investments/Schemes/product would be achieved. Past performances are only indicative and returns are not assured and guaranteed by Dealmoney group companies. The price, value of and income from any of the securities or financial instruments mentioned in this report can fall as well as rise. The value of securities and financial instruments is subject to exchange rate fluctuation that may have a positive or adverse effect on the price or income of such securities or financial instruments.

Reports on technical and derivative analysis are based on studying charts of a stock's price movement, outstanding positions and trading volume as opposed to focussing on a company's fundamentals and as such, may not match with a report on a company's fundamentals. The opinions expressed in the Report are our current opinions as of the date of this report and may be subject to change from time to time without notice. Dealmoney or any persons connected with it do not accept any liability arising from use of this material/document/Report.

Information/ opinion conveyed through this material/document/Report are strictly meant for the registered Clients of Dealmoney group of Companies of the respective segments. This information is not intended for distribution to, or use by, any person or entity in any jurisdiction or country where such distribution or use would be contrary to law or regulation or which would subject Dealmoney or its affiliates to any registration requirement within such jurisdiction or country. This information does not constitute an offer to sell or a solicitation of an offer to buy any financial products to any person in any jurisdiction where it is unlawful to make such an offer or solicitation. No part of this material may be duplicated in whole or in part in any form and / or redistributed without the prior written consent of Dealmoney. This material/document/Report is being supplied to you solely for your information, and its contents, information or data may not be reproduced, redistributed or passed on directly or indirectly.

Recipients of the Report shall always independently verify reliability and suitability of the Report and opinions before investing.

For Company details, please visit our website [www.dealmoneyonline.com](http://www.dealmoneyonline.com)

For research related query, write to us at [research@dealmoney.in](mailto:research@dealmoney.in)