

13th January 2021

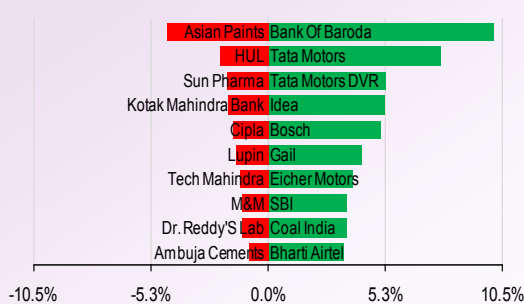
## NIFTY TO TRADE BETWEEN 14,650-14,400.

Bulls continue to expand their territory for third consecutive session. On daily scale RSI is trading in over bought zone which is worrying sign for bulls. 14,650 would be acting as an initial resistance and 14,400 would be acting as a support. If index fails to hold the support then we can expect index to move towards 14,200 levels.

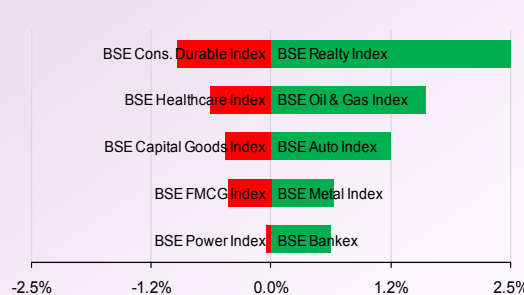
## TRADERS COMMENT

Rising for the second straight session, benchmark indices continued scaling record highs and closed 1% higher. Nifty ended higher by 78.70 points or 0.54% at 14,563.50 level and Sensex ended higher by 247.79 points or 0.50% at 49,517.11.

## NIFTY MOVERS & SHAKERS



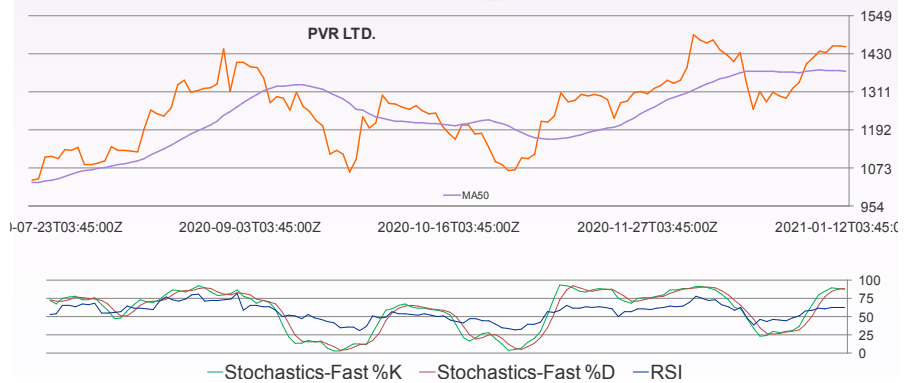
## TOP 5 SECTOR MOVERS



## Chart of the Day

**PVR FUT**  
Sell below Rs 1440.

The stock is trading below to its prior low and below to its 20 ema support. We recommend sell only Below Rs1440 with the stoploss of Rs1455 for the target of Rs1410.



## Chart of the Day

Sell:PVR FUT CMP:1450

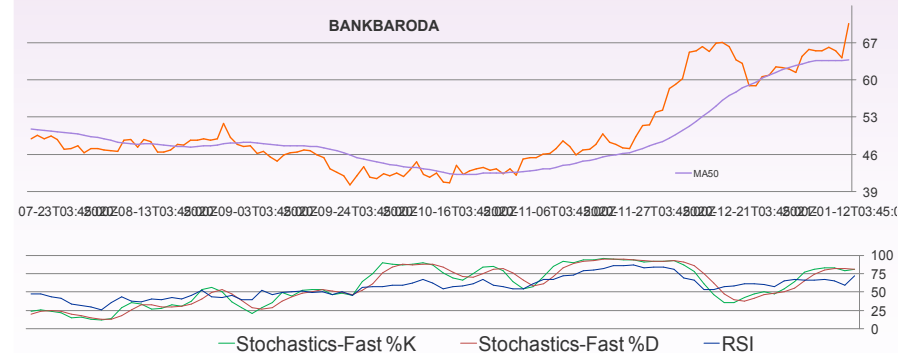
## Technical Call of the Day

Buy:BANKBARODA CMP:70.75

## Technical call of the Day

**BANKBARODA**  
Buy above Rs 70.90.

We recommend a Buy in the stock only above Rs70.9 with the stoploss of Rs69 for the target of Rs74.



We are also available on:



E-mail : [research@Dealmoney.in](mailto:research@Dealmoney.in)  
[www.dealmoneyonline.com](http://www.dealmoneyonline.com)

STOCKS TRADING IN POSITIVE ZONE: TATAMOTORS, GAIL.  
STOCKS TRADING IN NEGATIVE ZONE: HUL, ASIANPAINTS.

<ul style="list-style-type: none"> <li> <b>Karnataka Bank:</b> The bank has reported 9.94% rise in its net profit of Rs 135.38 crore for the quarter under review as compared to net profit of Rs 123.14 crore for the same quarter in the previous year. However, total income of the bank decreased by 6.27% at Rs 1868.62 crore for Q3FY21 as compared Rs 1993.68 crore for the corresponding quarter previous year.                 </li> </ul>	CMP: 67.8 P/E(ttm): 5.1 Impact <b>Positive</b>
<ul style="list-style-type: none"> <li> <b>Steel Strips Wheels (SSWL):</b> The company has reported over 4- fold jumps in its net profit of Rs 28.76 crore for the quarter under review as compared to net profit of Rs 6.29 crore for the same quarter in the previous year. Total income of the company increased by 52.10% at Rs 528.34 crore for Q3FY21 as compared Rs 347.36 crore for the corresponding quarter previous year.                 </li> </ul>	CMP: 662.7 P/E(ttm): 32.2 Impact <b>Positive</b>
<ul style="list-style-type: none"> <li> <b>SJVN:</b> SJVN has received approval from board of directors to raise funds through issue of unsecured/secured non-convertible bonds/debentures through private placement, up to an amount of Rs 2,000 crore, in one or more tranches. The funds will actually be raised, from time to time, with the approval of Competent Authority as per powers delegated in this regard, by the Board of Directors of the Company                 </li> </ul>	CMP: 27.1 P/E(ttm): 0.7 Impact <b>Positive</b>
<ul style="list-style-type: none"> <li> <b>RITES:</b> RITES has secured a work from National High Speed Rail Corporation for Establishment and Maintenance of Continuously Operating Reference Stations (CORS) along 487 km long Mumbai-Ahmedabad High Speed Rail Corridor, excluding 21 km undersea tunnel. This contract would be for a period of 6 years and RITES fees for the said work will be Rs. 67.79 crore.                 </li> </ul>	CMP: 268.2 P/E(ttm): 20.5 Impact <b>Positive</b>
<ul style="list-style-type: none"> <li> <b>Power Finance Corporation Ltd (PFC):</b> The nation's biggest lender to the power sector, will raise ₹10,000 crore through bonds in two tranches. The first tranche of ₹5,000 crore will open for subscription on January 15 and close on January 29, according to the company's prospectus.                 </li> </ul>	CMP: 121.5 P/E(ttm): 27.0 Impact <b>Positive</b>

ttm = trailing twelve months

## Economic Snapshot

- Automobile dealers' body -- the Federation of Automobile Dealers Associations (FADA) has said passenger vehicle (PV) retail sales in December 2020 witnessed a year-on-year increase of 23.99 per cent to 2,71,249 units. According to FADA, which collected vehicle registration data from 1,270 out of the 1,477 regional transport offices (RTOs), PV sales stood at 2,18,775 units in December 2019. It further said that Two-wheeler sales increased 11.88 per cent to 14,24,620 units last month, as compared to 12,73,318 units in December 2019. Commercial vehicle sales, however, slipped 13.52 per cent to 51,454 units in December 2020, as against 59,497 units a year ago. Similarly, three-wheeler sales fell 52.75 per cent to 27,715 units last month, from 58,651 units in December 2019. Tractor sales, however, grew by 35.49 per cent to 69,105 units last month, against 51,004 units in the same month of 2019. Total sales across categories increased 11.01 per cent to 18,44,143 units last month compared to 16,61,245 units in December 2019.
- With an aim to meet the GST compensation shortfall, the Ministry of Finance has released the 11th weekly instalment of Rs 6,000 crore to the States. Out of this, an amount of Rs 5,516.60 crore has been released to 23 States and an amount of Rs 483.40 crore has been released to the 3 Union Territories (UT) with Legislative Assembly (Delhi, Jammu & Kashmir & Puducherry) who are members of the GST Council. The remaining 5 States, Arunachal Pradesh, Manipur, Mizoram, Nagaland and Sikkim do not have a gap in revenue on account of GST implementation. As per the notification, the amount released this week was the 11th instalment of such funds provided to the States. The amount has been borrowed this week at an interest rate of 5.1057%. So far, an amount of Rs 66,000 crore has been borrowed by the Central Government through the special borrowing window at an average interest rate of 4.7271%.



# I-SOT

## INTRADAY STOCK TRADING

FREQUENCY	ALLOCATION	DURATION	RISK
4 calls a Day	Average Daily Premium of Rs.50,000	Intraday	High Risk

### SALIENT FEATURES:

- 👍 Fixed time for call generation – 2 calls at 9:30am and 2 calls @ 12:00pm
- 👍 High Risk – High Returns product
- 👍 Focused product for Intraday Derivative Traders
- 👍 Daily 4 calls to gain from intraday momentum
- 👍 High beta Midcap and Large cap F&O stocks for better entry and exit.

# DAILY DIGEST

## DERIVATIVES

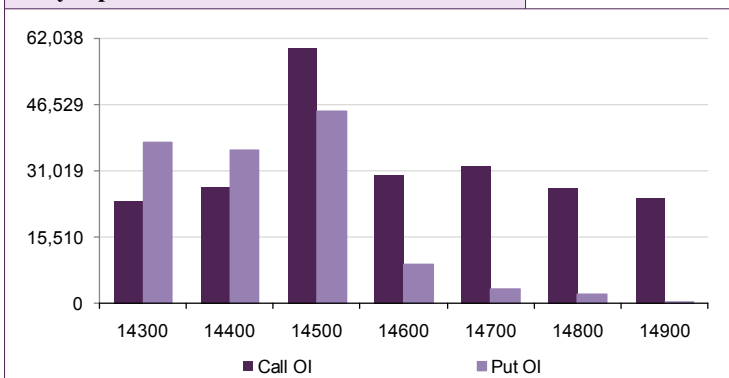
### Open Interest Gainers

Stock	Open Interest (contracts)	OI Change (%)	Price (Rs.)	Price change (%)
BANDHANBNK	17,695,800	38.4%	391.90	-4.2%
INDUSTOWER	9,231,600	16.1%	262.35	0.1%
CANBK	51,645,600	15.4%	139.70	7.9%
PNB	155,248,000	14.3%	36.65	4.4%
BANKBARODA	67,579,200	14.2%	71.15	10.8%

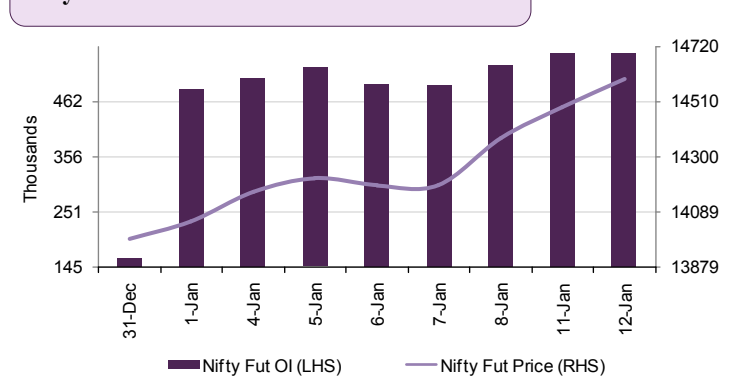
### Open Interest Losers

Stock	Open Interest (contracts)	OI Change (%)	Price (Rs.)	Price change (%)
ASHOKLEY	37,665,000	-10.6%	122.10	4.4%
BRITANNIA	2,585,200	-7.3%	3638.55	0.6%
LICHSGFIN	6,292,000	-5.3%	440.90	2.2%
IDFCFIRSTB	124,849,000	-4.7%	47.25	6.4%
TCS	5,141,100	-4.4%	3175.80	0.1%

### Nifty Option OI Distribution



### Nifty OI Vs Futures Price



### Top 5 Traded Stock Futures

Stock	Expiry Date	No of contracts traded	Contract value (Rs. Lacs)	LTP
TATAMOTORS	28-Jan-21	59,962	814,409	239
RELIANCE	28-Jan-21	77,797	377,859	1962
BHARTIARTL	28-Jan-21	26,109	271,701	569
SBIN	28-Jan-21	26,842	232,642	294
TATASTEEL	28-Jan-21	18,954	229,013	698

### Top 5 Traded Stock Options

Stock	Expiry Date	Option Type	Strike price	No of contracts traded	Contract value (Rs. Lacs)	LTP
TATAMOTORS	28-Jan-21	CE	260	25,379	387,516	6.80
TATAMOTORS	28-Jan-21	CE	240	22,173	319,664	13.40
TATAMOTORS	28-Jan-21	CE	250	19,897	295,265	9.60
RELIANCE	28-Jan-21	CE	2,000	40,832	208,723	49.75
TATAMOTORS	28-Jan-21	CE	230	11,191	156,673	18.40

### Top 5 Contract Future Volumes

Stock	Expiry Date	No of Contracts traded	Current Cash Volume	Cash Delivery %
RELIANCE	28-Jan-21	77,797	8,987,850	4731.0%
TATAMOTORS	28-Jan-21	59,962	23,171,897	593.0%
SBIN	28-Jan-21	26,842	14,782,759	3336.0%
BHARTIARTL	28-Jan-21	26,109	9,832,210	3874.0%
HDFCBANK	28-Jan-21	24,692	4,655,926	4567.0%

### Bottom 5 Contract Future Volumes

Stock	Expiry Date	No of Contracts traded	Current Cash Volume	Cash Delivery %
SAIL	28-Jan-21	84	6,979,069	2765.0%
LALPATHLAB	28-Jan-21	286	32,971	3258.0%
AARTIIND	28-Jan-21	596	156,949	3562.0%
SIEMENS	28-Jan-21	707	23,949	1640.0%
ICICIGI	28-Jan-21	707	281,271	6224.0%

# DAILY DIGEST

## SUPPORT / RESISTANCE LEVEL

Company Name	Closing Price	S3	S2	S1	Pivot	R1	R2	R3
ACC	1795.10	1736.20	1755.83	1775.47	1794.73	1814.37	1853.27	1892.17
Adani Ports	511.25	484.45	493.38	502.32	511.48	520.42	538.52	556.62
Ambuja Cements	268.10	258.80	261.90	265.00	269.80	272.90	280.80	288.70
Asian Paints	2720.55	2574.30	2623.05	2671.80	2760.90	2809.65	2947.50	3085.35
Aurobindo Pharma	958.25	930.40	939.68	948.97	961.98	971.27	993.57	1015.87
Axis Bank	675.70	633.50	647.57	661.63	673.32	687.38	713.13	738.88
Bajaj Auto	3624.25	3473.40	3523.68	3573.97	3608.38	3658.67	3743.37	3828.07
Bank Of Baroda	70.75	54.50	59.92	65.33	68.52	73.93	82.53	91.13
Bharti Airtel	565.75	521.00	535.92	550.83	559.92	574.83	598.83	622.83
Indus Tower	261.35	246.55	251.48	256.42	262.38	267.32	278.22	289.12
BHEL	39.35	37.20	37.92	38.63	39.32	40.03	41.43	42.83
Bosch	14626.10	12696.35	13339.60	13982.85	14466.15	15109.40	16235.95	17362.50
BPCL	402.55	385.90	391.45	397.00	403.00	408.55	420.10	431.65
Cipla	843.15	817.40	825.98	834.57	849.58	858.17	881.77	905.37
Coal India	146.65	135.85	139.45	143.05	145.30	148.90	154.75	160.60
Dr. Reddy'S Lab	5353.85	5215.40	5261.55	5307.70	5375.60	5421.75	5535.80	5649.85
Eicher Motors	2881.65	2605.40	2697.48	2789.57	2869.28	2961.37	3133.17	3304.97
Gail	141.40	134.90	137.07	139.23	141.37	143.53	147.83	152.13
Grasim	1010.30	974.80	986.63	998.47	1009.53	1021.37	1044.27	1067.17
HCL Technologies	1062.10	1012.35	1028.93	1045.52	1055.28	1071.87	1098.22	1124.57
HDFC	2747.55	2678.00	2701.18	2724.37	2742.18	2765.37	2806.37	2847.37
HDFC Bank	1481.00	1410.50	1434.00	1457.50	1472.60	1496.10	1534.70	1573.30
Hero Motocorp	3248.25	3065.90	3126.68	3187.47	3241.23	3302.02	3416.57	3531.12
Hindalco	264.35	250.40	255.05	259.70	265.10	269.75	279.80	289.85
HUL	2375.90	2310.90	2332.57	2354.23	2393.67	2415.33	2476.43	2537.53
ICICI Bank	548.00	523.55	531.70	539.85	545.25	553.40	566.95	580.50
Idea	12.10	10.35	10.93	11.52	11.88	12.47	13.42	14.37
Indusind Bank	927.65	871.60	890.28	908.97	925.23	943.92	978.87	1013.82
Infosys	1371.75	1342.00	1351.92	1361.83	1369.92	1379.83	1397.83	1415.83
ITC	206.45	196.30	199.68	203.07	204.98	208.37	213.67	218.97
Kotak Mahindra Bank	1903.45	1861.60	1875.55	1889.50	1909.80	1923.75	1958.00	1992.25
L&T	1349.80	1321.25	1330.77	1340.28	1353.57	1363.08	1385.88	1408.68
Lupin	1060.30	1026.40	1037.70	1049.00	1066.50	1077.80	1106.60	1135.40
M&M	779.85	758.05	765.32	772.58	784.67	791.93	811.28	830.63
Maruti Suzuki India	8188.05	7951.00	8030.02	8109.03	8219.02	8298.03	8487.03	8676.03
NTPC	100.15	95.60	97.12	98.63	99.82	101.33	104.03	106.73
ONGC	103.45	97.00	99.15	101.30	102.90	105.05	108.80	112.55
Power Grid	203.70	195.15	198.00	200.85	202.80	205.65	210.45	215.25
RIL	1957.05	1839.80	1878.88	1917.97	1938.98	1978.07	2038.17	2098.27
SBI	292.50	261.95	272.13	282.32	288.08	298.27	314.22	330.17
Sun Pharma	609.65	590.20	596.68	603.17	613.53	620.02	636.87	653.72
Tata Motors	237.80	195.80	209.80	223.80	238.10	252.10	280.40	308.70
Tata Motors DVR	94.65	80.20	85.02	89.83	95.82	100.63	111.43	122.23
Tata Power	86.05	78.00	80.68	83.37	85.33	88.02	92.67	97.32
Tata Steel	694.90	657.70	670.10	682.50	703.50	715.90	749.30	782.70
TCS	3174.85	3090.00	3118.28	3146.57	3178.28	3206.57	3266.57	3326.57
Tech Mahindra	1064.20	1028.35	1040.30	1052.25	1064.95	1076.90	1101.55	1126.20
Ultratech	5639.00	5406.05	5483.70	5561.35	5628.65	5706.30	5851.25	5996.20
Wipro	457.70	424.05	435.27	446.48	453.62	464.83	483.18	501.53
Yes Bank	18.05	16.70	17.15	17.60	18.05	18.50	19.40	20.30
Zee Entertainment	226.15	217.70	220.52	223.33	226.52	229.33	235.33	241.33



## Disclaimer

For private circulation only

Website: [www.dealmoneyonline.in](http://www.dealmoneyonline.in)

**DISCLAIMER** : SEBI Research Analyst Registration No: INH000002319 For any grievance mail at [compliance@dealmoney.in](mailto:compliance@dealmoney.in)

Dealmoney Securities Private Limited (hereinafter referred to as "Dealmoney") is a registered Member of National Stock Exchange of India Limited, Bombay Stock Exchange Limited and MCX Stock Exchange Limited. Dealmoney is also registered as a Depository Participant with CDSL. Dealmoney is in the process of making an application with SEBI for registering it as a Research Entity in terms of SEBI (Research Analyst) Regulations, 2014. Dealmoney or its associates has not been debarred/ suspended by SEBI or any other regulatory authority for accessing /dealing in securities Market and no material disciplinary action has been taken by SEBI/other regulatory authorities impacting Dealmoney's Equity Research Analysis. Dealmoney or its associates/ analyst including its relatives do not hold any actual/beneficial ownership of more than 1% in the company/ies covered by Analyst (hereinafter referred to as "Subject Company/ies"). Dealmoney or its associates/analyst including its relatives may hold financial interest in the company/ies covered by Analyst (hereinafter referred to as "Subject Company/ies"). Dealmoney or its associates/ analysts or his/her relative does not receive any compensation or other benefits from the subject company/ies mentioned in this research report (hereinafter referred to as "Report") or from a third party in connection with preparation of the report. Accordingly, Dealmoney or its associates/analyst or his/her relative does not have any other material conflict of interest at the time of publication of the Report.

Research analyst/s engaged in preparation of the Report, has not received any compensation / managed or co-managed public offering of securities of the subject company/ies / has not received compensation for investment banking or merchant banking or brokerage services from the subject company/ies / has not received compensation for products or services other than investment banking or merchant banking or brokerage services from the subject company/ies / has not received compensation or other benefits from the subject company/ies or third party in connection with the Report of the subject company/ies during the past twelve months / has not served as an officer, director or employee of subject Company/ies and is not engaged in market making activity of the subject Company/ies.

Dealmoney group companies provides finance related product services like distribution of financial products and as such is a provider of many services like loans, mutual funds, tax & trust planning etc. mentioned in this brochure. And hence, Dealmoney do not warranty / guarantee about performance of any products and customer servicing w.r.t third party products per se.

Third party products are subject to code of conduct to be adhered to by the representatives of Dealmoney and Dealmoney is not responsible for the losses, whether actual or notional incurred by any investor. Services assured and expected may vary from actual service and Dealmoney does not guarantee about the quality of services. Investments in securities and commodities are subject to market and other risks and there is no assurance or guarantee that the objectives of any of the Investments/Schemes/product would be achieved. Past performances are only indicative and returns are not assured and guaranteed by Dealmoney group companies. The price, value of and income from any of the securities or financial instruments mentioned in this report can fall as well as rise. The value of securities and financial instruments is subject to exchange rate fluctuation that may have a positive or adverse effect on the price or income of such securities or financial instruments.

Reports on technical and derivative analysis are based on studying charts of a stock's price movement, outstanding positions and trading volume as opposed to focussing on a company's fundamentals and as such, may not match with a report on a company's fundamentals. The opinions expressed in the Report are our current opinions as of the date of this report and may be subject to change from time to time without notice. Dealmoney or any persons connected with it do not accept any liability arising from use of this material/document/Report.

Information/ opinion conveyed through this material/document/Report are strictly meant for the registered Clients of Dealmoney group of Companies of the respective segments. This information is not intended for distribution to, or use by, any person or entity in any jurisdiction or country where such distribution or use would be contrary to law or regulation or which would subject Dealmoney or its affiliates to any registration requirement within such jurisdiction or country. This information does not constitute an offer to sell or a solicitation of an offer to buy any financial products to any person in any jurisdiction where it is unlawful to make such an offer or solicitation. No part of this material may be duplicated in whole or in part in any form and / or redistributed without the prior written consent of Dealmoney. This material/document/Report is being supplied to you solely for your information, and its contents, information or data may not be reproduced, redistributed or passed on directly or indirectly.

Recipients of the Report shall always independently verify reliability and suitability of the Report and opinions before investing.

For Company details, please visit our website [www.dealmoneyonline.com](http://www.dealmoneyonline.com)

For research related query, write to us at [research@dealmoney.in](mailto:research@dealmoney.in)